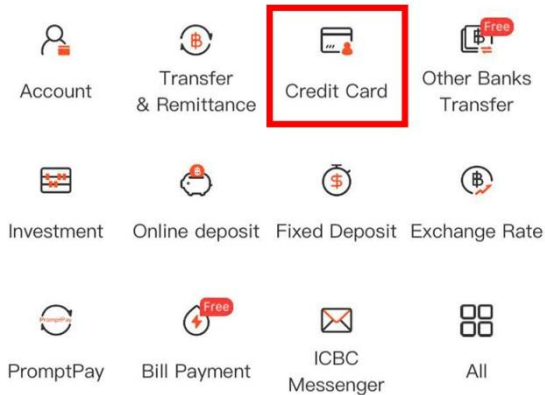


# Online Payment Activation Process for Credit Card



Notice Measure for assisting the customers affe... >

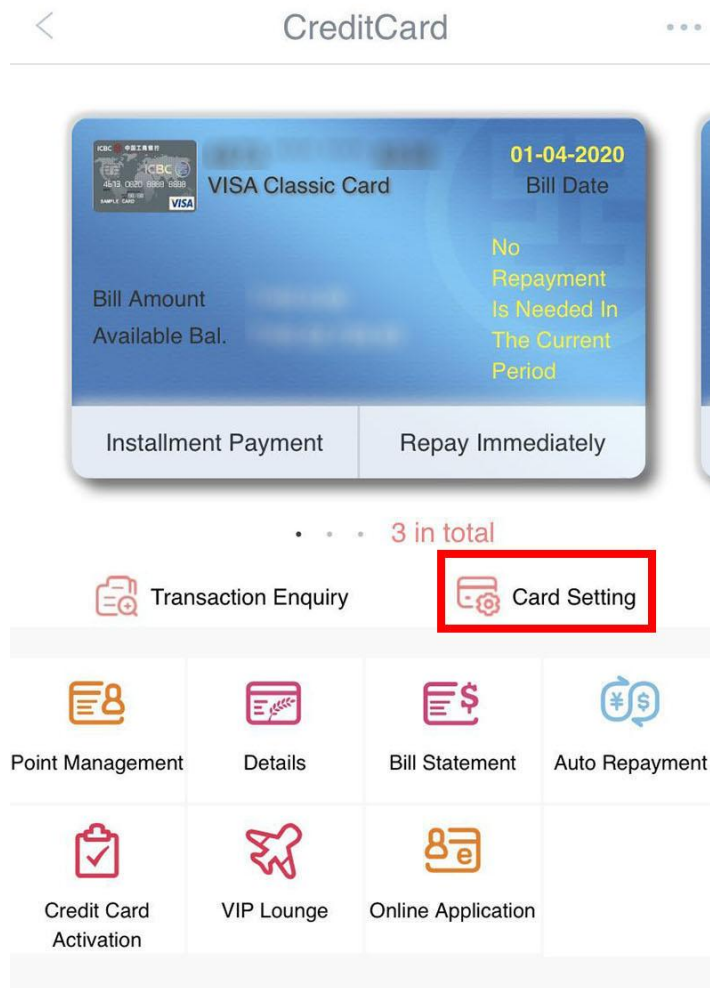


Step 1:

Open mobile banking application and press 'Credit Card'

**Remark:** E-token is required for activation. If you do not have e-token, please contact Call Center at 02 629 5588.

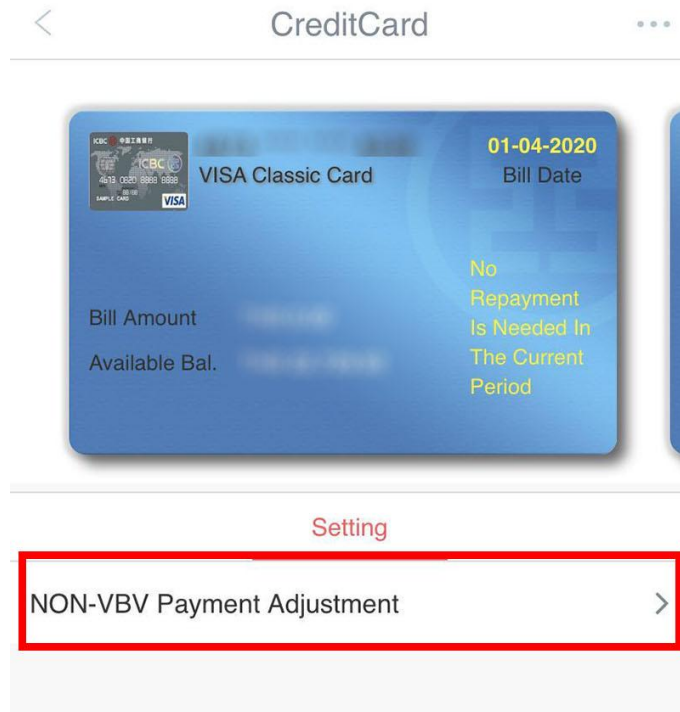
# Online Payment Activation Process for Credit Card



## Step 2:

- Select the desired card
- Press 'Card Setting'

# Online Payment Activation Process for Credit Card



Step 3:

Press 'NON-VBV Payment Adjustment'

# Online Payment Activation Process for Credit Card

< NON-VBV Payment adjustment ...

A/C No. Primary Card 4 [REDACTED]

NON-VBV Payment

Next

Step 4:

Slide the button to activate  
NON-VBV Payment

# Online Payment Activation Process for Credit Card

NON-VBV Payment adjustment

Card No.: [REDACTED]

Cardless payment mark: Open

Please press the "OK" key of your electronic password token to get the password and complete the transaction as quickly as you can before timeout.

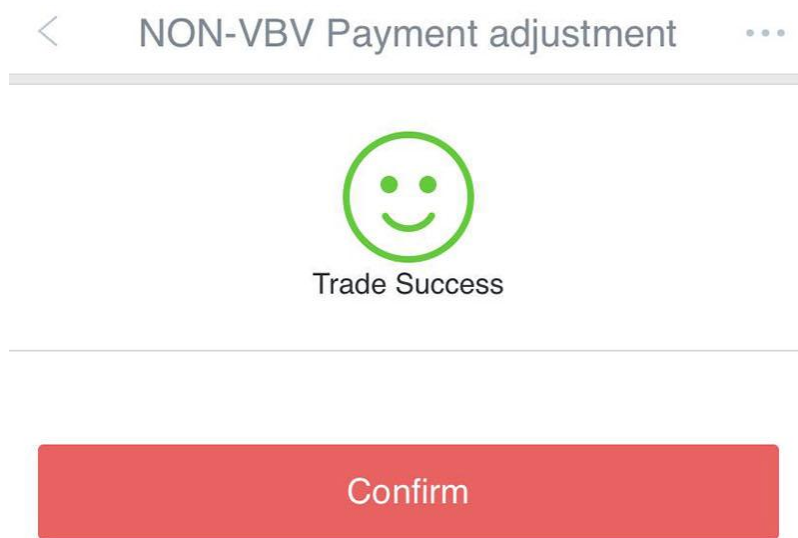
[6-digit password input field]

Confirm

Step 5:

Input the password from E-token to confirm the activation.

# Online Payment Activation Process for Credit Card



Step 6:

Press 'Confirm' to close the window.