2020年度報告
2020 Annual Report

ICBC
工银澳门

網站 www.icbc.com.mo
服務熱線 889 95588

您身邊的銀行 可信賴的銀行

工於至誠
行以致遠

立足澳門
Basing on Macau

融入灣區
Integrating into the Greater Bay Area

拓展葡語系
Expanding in Portuguese-Speaking Countries

延伸一帶一路
Extending to the countries along the Belt and Road route

目錄 Contents

第一部分：公司概況	**Corporate Overview**	2
公司簡介	Corporate Profile	2
2020年獲獎情況	2020 Awards	5
公司資料	Corporate Information	6
組織架構圖	Organization Chart	8
第二部分：財務摘要	**Financial Highlights**	9
第三部分：討論與分析	**Discussion and Analysis**	12
經濟、金融與監管環境	Economic, Financial and Regulatory Environments	12
業務綜述	Business Overview	14
前景展望	Outlook	23
第四部分：財務訊息披露（根據澳門財務報告準則）	**Financial Information Disclosure (In Accordance with MFRSs)**	25
董事會報告書	**Report of the Board of Directors**	25
獨立核數師報告書	**Independent Auditor's Report**	27
財務報告	**Financial Statements**	29
合併收益表	Consolidated Income Statement	29
收益表	Income Statement	30
合併資產負債表	Consolidated Balance Sheet	31
資產負債表	Balance Sheet	32
合併權益變動表	Consolidated Statement of Changes in Equity	33
權益變動表	Statement of Changes in Equity	35
合併現金流量表	Consolidated Cash Flow Statement	37
現金流量表	Cash Flow Statement	40
合併財務報告附註	Notes to the Consolidated Financial Statements	43
未經審核的補充資料	Unaudited Supplementary Information	111
第五部分：財務訊息披露（根據AMCM026/B/2012-DSB/AMCM號文件）	**Financial Information Disclosure (In Accordance with AMCM026/B/2012-DSB/AMCM)**	144
中國工商銀行(澳門)股份有限公司	**INDUSTRIAL AND COMMERCIAL BANK OF CHINA (MACAU) LIMITED**	144
工銀(澳門)投資股份有限公司	**ICBC (MACAU) CAPITAL LIMITED**	208
第六部分：社會責任報告書	**Social Responsibility Report**	252
第七部分：辦事處及分行	**Offices and Branches**	266

公司概況 Corporate Overview

公司簡介 Corporate Profile

中國工商銀行(澳門)股份有限公司以下簡稱「工銀澳門」或「本行」為中國工商銀行股份有限公司(以下簡稱「工商銀行」)集團成員之一，二零二零年末工商銀行擁有工銀澳門89.33%的權益。

工銀澳門是由原誠興銀行股份有限公司(以下簡稱「誠興銀行」)與原中國工商銀行股份有限公司澳門分行(以下簡稱「工行澳門分行」)於二零零九年合併後更名而成。

Industrial and Commercial Bank of China (Macau) Limited ("ICBC (Macau)" or "the Bank") is a group member of Industrial and Commercial Bank of China Limited ("ICBC"), which holds its 89.33% interest as at the end of 2020.

ICBC (Macau) is the result of a merger between the former Seng Heng Bank Limited ("SHB") and ICBC Macau Branch ("Macau Branch"), and was renamed as Industrial and Commercial Bank of China (Macau) Limited ("ICBC (Macau)") in 2009.

發展史

誠興銀行於一九七二年在澳門註冊成立，擁有三十七年服務本地顧客及促進澳門發展之歷史，工商銀行於二零零八年一月二十八日完成收購原誠興銀行79.93%的股權，誠興銀行成為工商銀行集團成員。

工行澳門分行成立於二零零三年五月，是工商銀行境外分行之一，自進入澳門市場，各項業務保持連續快速增長。

二零零九年七月十一日，工商銀行將工行澳門分行全部資產、權利和義務注入誠興銀行，並對誠興銀行追加現金資本，誠興銀行更名為「中國工商銀行(澳門)股份有限公司」；實現了工商銀行在澳門的品牌統一和優勢互補。

二零一零年八月二十三日和二零一五年九月二十二日，工銀澳門兩次獲得股東增資後，經營實力明顯增強，財務狀況更為穩健。隨著全面風險管理的不斷深化，網點建設、業務創新、流程優化、內部管理邁上新台階，員工隊伍和企業文化建設取得長足進步，工銀澳門的市場地位和影響力迅速提升，業務規模和經營業績在澳門均處於同業領先地位。

二零二零年末，工銀澳門擁有3家附屬子公司，20家分行，2間服務中心，5間財富管理中心，1間牡丹信用卡VIP服務中心，32家自助銀行以及遍佈全澳的405台自動櫃員機網路。

History

SHB was incorporated in Macao in 1972, and had a history of 37 years of service to the local customers and facilitating growth in Macao. On 28 January 2008, ICBC completed to acquire 79.93% shareholdings in the former SHB, and which became a member of the ICBC Group.

Macau Branch was established in May 2003 as one of ICBC's overseas branches. Since its entrance to the Macao market, the branch had been growing at a rapid pace.

On 11 July 2009, ICBC first transferred to SHB all assets, rights and obligations of Macau Branch with additional cash capital. After which SHB was officially renamed as Industrial and Commercial Bank of China (Macau) Limited ("ICBC Macau"), and ICBC succeeded in brand unification and complementary advantages in Macao.

On 23 August 2010 and 22 September 2015, after ICBC (Macau) received capital increase from shareholders twice, its operating strength was significantly enhanced and its financial situation was more stable. With the continuous deepening of comprehensive risk management, network construction, business innovation, process optimization, and internal management have reached a new level, the workforce and corporate culture have bade great progress. The market position and influence of the Bank have rapidly increased, its business scale and operating performance are both in a leading industry position in Macao.

At the end of 2020, ICBC (Macau) had 3 subsidiaries, 20 branches, 2 Service Centers, 5 Wealth Management Centers, 1 Peony Credit Card VIP Service Center, 32 self-service banks and a network of 405 ATMs located across Macao.

公司概況 Corporate Overview *(續 Continued)*

公司簡介 Corporate Profile *(續 Continued)*

產品與服務

工銀澳門憑藉母行強大的品牌優勢、龐大的網點優勢、領先的科技優勢，境外機構的產品優勢，為客戶提供內容豐富的金融服務：

工商貸款、循環貸款、銀團貸款、項目貸款、建築貸款、貿易融資及開立信用證或保函、經營貸款、樓宇按揭、汽車貸款、升學貸款、委託貸款及併購融資；

往來存款、儲蓄存款、定期存款、人民幣存款、可贖回定期存款、股票掛鉤票據、理財金帳戶多元化服務；

股票買賣服務、代理基金、代理保險、債券投資、外匯投資、貴金屬買賣、代發工資、代取代付、國際結算、匯款清算、貨幣匯兑、電子銀行、銀行卡服務；

債務重組、財務顧問、私人銀行業務、資產管理、投資組合管理和退休基金管理及其顧問服務。

Products and Services

ICBC (Macau) leverages its parent company's strong brand advantage, massive services network, cutting-edge technology, and excellent products of its foreign institutions to offer plenty of financial services to its clients:

Corporate loan, revolving loan, banking syndicated loan, project loan, construction loan, trade financing and letter of credit or letter of guarantee, operating loan, mortgage loan, car loan, education loan, entrusted loan and M&A financing;

Current deposit, savings deposit, time deposit, RMB deposit, redeemable time deposit, equity-linked notes, diversified services of Elite Club Account;

Securities trading, funds agency, insurance agency, bond investment, foreign exchange investment, precious metal trading, wages distribution agency, receiving and paying agency, international settlement, remittance, currencies conversion, e-banking and card business service;

Debt restructuring, financial advisory, private banking service, assets management, investment portfolio management, pension fund management and its advisory services.

附屬子公司

工銀澳門全資擁有之3家附屬公司分別為：工銀(澳門)投資股份有限公司、工銀(澳門)退休基金管理股份有限公司和誠興創建有限公司。

工銀(澳門)投資股份有限公司於二零零九年五月二十七日更名，前身為創立於一九九八年五月的誠興投資亞洲股份有限公司，註冊資本為五千萬澳門元。該子公司致力於在澳門為機構及個人客戶提供基金管理及度身訂做的長線投資策略顧問服務。

Subsidiaries

ICBC (Macau) has 3 wholly-owned subsidiaries: ICBC (Macau) Capital Limited, ICBC (Macau) Pension Fund Management Company Limited and Seng Heng Development Company Limited.

ICBC (Macau) Capital Limited announced name change on 27 May 2009, which was formerly known as Seng Heng Capital Asia Limited established in May 1998 with a registered capital of MOP50 million. This subsidiary is committed to providing fund management services and tailored long-term investment strategy advisory services to institutions and individual clients in Macao.

公司概況 Corporate Overview *(續 Continued)*

公司簡介 Corporate Profile *(續 Continued)*

工銀(澳門)退休基金管理股份有限公司於二零零九年五月二十七日更名，前身為創立於二零零三年六月的誠興退休基金管理股份有限公司，註冊資本為三千萬澳門元。該子公司是首間按照有關法律而獲批准成立的專業退休基金管理公司，並根據澳門政府頒佈的退休基金管理法例提供多元化退休基金管理服務。

ICBC (Macau) Pension Fund Management Company Limited was renamed on 27 May 2009, which was formerly known as Seng Heng Pension Fund Management Company Limited established in June 2003 with a registered capital of MOP30 million. This subsidiary is the first professional pension fund management company approved under the corresponding legislations. In line with the regulations on pension fund management enacted by the Macao government, the subsidiary provides a wide range of services.

誠興創建有限公司成立於一九九七年一月十日，註冊地為香港，持有物業並從事金融及投資市場的研究工作。

Incorporated in Hong Kong on 10 January 1997, Seng Heng Development Company Limited holds property and specializes in the financial and investment market research.

工銀澳門堅持有機統一的履行經濟責任和社會責任，在支持經濟社會發展、保護環境和資源、參與社會公益活動等方面樹立了負責任的公司形象。

ICBC (Macau) takes up economic and social responsibilities in a way of organic unity. It has established an image of a responsible leading bank in Macau through its support of economic and social developments, environmental and resources protection, and participation in social welfare activities.

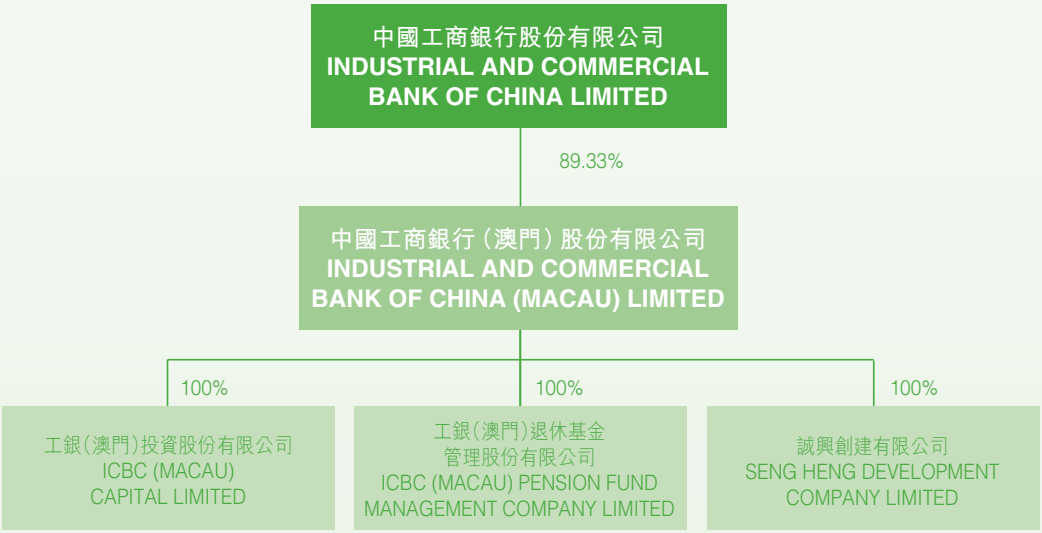

公司概況 Corporate Overview *(續 Continued)*

2020 年獲獎情況 2020 Awards

- **銀行家 The Banker**

  2020年澳門地區最佳銀行

  The Bank of the Year 2020 Macau

- **環球金融 Global Finance**

  2020年澳門地區最佳銀行

  The Best Bank in Macau 2020

- **世界金融 World Finance**

  2020年澳門地區最佳銀行

  The Best Bank in Macau 2020

- **中央國債登記結算有限責任公司**
  China Central Depository & Clearing Co., Ltd

  2020年優秀境外投資機構

  2020 Outstanding Overseas Investment Institution

公司概況 Corporate Overview *(續 Continued)*

公司資料 Corporate Information

董事、監事及高級管理人員

THE DIRECTORS OF THE BANK DURING THE YEAR WERE:

董事會

姜壹盛先生
徐克恩先生
禤永明先生
唐志堅先生
賀定一女士
鄭劍鋒先生(於2020年5月15日委任)
洪貴路先生(於2020年5月15日委任)
張偉峰先生(於2020年5月15日委任)
伍文湘女士(於2020年9月9日委任)
許海先生(於2020年3月1日辭任)
王一心女士(於2020年3月1日辭任)
尚軍先生(於2020年3月1日辭任)

BOARD OF DIRECTORS

Mr. Jiang Yi Sheng
Mr. Xu Ke En
Mr. Huen Wing Ming, Patrick
Mr. Tong Chi Kin
Ms. Ho Teng Iat
Mr. Zheng Jian Feng (appointed on 15 May 2020)
Mr. Hong Gui Lu (appointed on 15 May 2020)
Mr. Zhang Wei Feng (appointed on 15 May 2020)
Ms. Ng Man Seong (appointed on 9 September 2020)
Mr. Xu Hai (resigned on 1 March 2020)
Ms. Wang Yi Xin (resigned on 1 March 2020)
Mr. Shang Jun (resigned on 1 March 2020)

獨任監事

崔世昌核數師事務所
(由崔世昌先生作代表)

SINGLE SUPERVISOR

CSC & Associados — Sociedade de Auditores
(represented by Mr. Chui Sai Cheong)

公司秘書

吳志剛先生

COMPANY SECRETARY

Mr. Wu Zhi Gang

核數師

畢馬威會計師事務所

AUDITORS

KPMG

法律顧問

華年達律師樓
梁瀚民律師事務所
STA律師事務所
C&C律師事務所
沙雁期大律師

LEGAL ADVISER

Jorge Neto Valente Lawyers & Notaries
Leong Hon Man — Advogados & Notario Privado
STA Lawyers
C&C Macau Lawyers
Dr. Henrique Saldanha

註冊辦事處

澳門友誼大馬路555號
澳門置地廣場
工銀(澳門)中心18樓

REGISTERED OFFICE

18/F, ICBC Tower
Macau Landmark
555, Avenida da Amizade, Macau

公司概況 Corporate Overview *(續 Continued)*

公司資料 Corporate Information *(續 Continued)*

高級管理人員

SENIOR MANAGEMENT

董事長、常務兼執行董事

姜壹盛先生

Chairman, Managing Director & Executive Director

Mr. Jiang Yi Sheng

副董事長、行政總裁兼執行董事

徐克恩先生

Vice-Chairman, CEO & Executive Director

Mr. Xu Ke En

副董事長兼執行董事

禤永明先生

Vice-Chairman & Executive Director

Mr. Huen Wing Ming, Patrick

副行政總裁

陳錦聯先生
鄧萬鴻先生
黃獻軍先生

Deputy Chief Executive Officer

Mr. Chan Kam Lun, Felix
Mr. Deng Wan Hong, Dennis
Mr. Huang Xian Jun

公司概況 Corporate Overview *(續 Continued)*

組織架構圖 Organization Chart

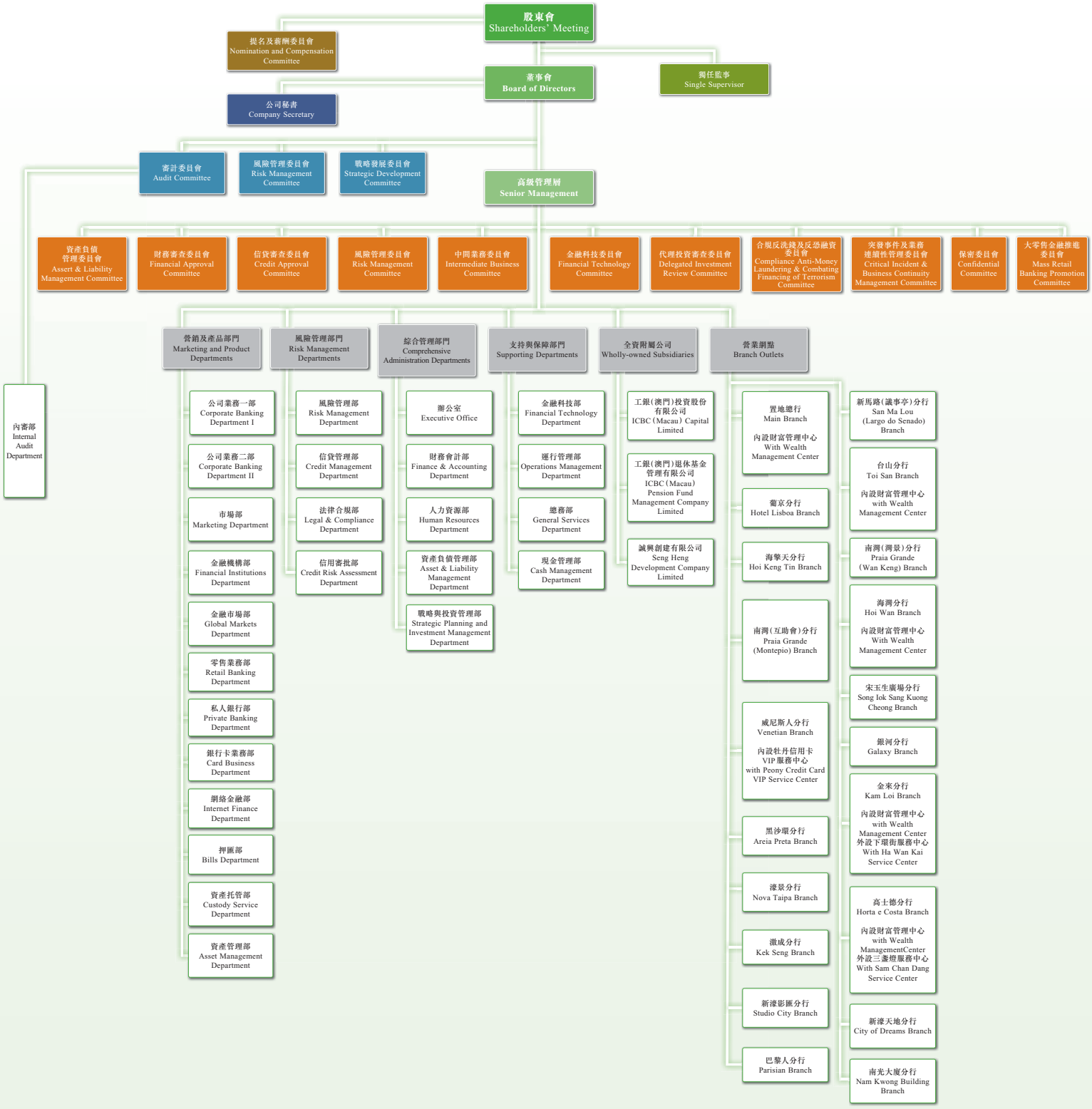

財務摘要 Financial Highlights

我們繼續審慎的經營理念，在工銀澳門全體員工的共同努力下，運用專業的技能、領先的科技、高效的服務，追求客戶、股東財富穩步增值，主動承擔更多的社會責任，進一步鞏固工銀澳門在澳門地區的優秀主流銀行地位，並逐漸躋身粵港澳區域強行之列。

We continue to be prudent with our business. All staffs in ICBC (Macau) work hard together, with professional expertise, advanced technology and highly efficient service, and pursue for the steady growth of both the values of our customers and of our shareholders. We undertake more social responsibilities consciously, strengthen ourselves as the supreme bank in local market and strive to be one of the best banks in Hong Kong, Macao and Guangdong province.

		單位：百萬澳門元 MOP million			
		2018	2019	2020	較上年增加 Increase/（減少 Decrease）百分比 %
淨利潤	Profit for the year	2,545	3,008	2,387	(21)%
股東權益	Shareholder's equity	22,908	26,285	28,296	8%
總資產	Total assets	310,969	351,827	405,500	15%

		2018	2019	2020	較上年增加 Increase/(減少 Decrease) 百分比 %
營業收入	Operating income	4,035	4,834	5,191	7%
營業費用	Operating expenses	(1,053)	(1,135)	(1,123)	(1)%
撥備前利潤	Operating profit before impairment losses	2,982	3,700	4,067	10%
(計入)／沖回金融工具的減值損失	(Charge for)/Reversal impairment losses on financial instruments	(99)	(275)	(1,338)	387%
稅前利潤	Profit before tax	2,883	3,425	2,730	(20)%
所得稅	Income tax expense	(338)	(417)	(343)	(18)%
淨利潤	Profit for the Year	2,545	3,008	2,387	(21)%

財務摘要 Financial Highlights *(續 Continued)*

二零二零年摘要

全球經濟增長放緩，經濟下行風險明顯。受國內外複雜環境影響，澳門經濟按年收縮。2020年工銀澳門錄得營業收入增幅為7%，總金額為5,191百萬澳門元。

股東權益增幅為8%，總金額為28,296百萬澳門元。

客戶貸款及墊款增幅為3%，總金額為231,475百萬澳門元。

客戶存款增幅為14%，總金額為258,607百萬澳門元。

總資產增幅為15%，總金額為405,500百萬澳門元。

Key Figures for 2020

The global economic growth moderated and downside risks remain elevated. In face of complicated external and internal environment, Macao's economy contracted annually. In 2020, ICBC (Macau)'s operating income increased by 7% to MOP5,191 million.

Shareholders' equity increased by 8% to MOP28,296 million.

Loans and advances to customers increased by 3% to MOP231,475 million.

Deposits from customers increased by 14% to MOP258,607 million.

Total assets increased by 15% to MOP405,500 million.

五年財務摘要 / Five-year summary

單位：百萬澳門元 MOP million

	2016	2017	2018	2019	2020	CAGR*
稅後利潤 Profit after Tax	2,255	2,313	2,545	3,008	2,387	1%
客戶貸款及墊款 Loans and Advances to Customers	135,920	164,888	213,914	224,253	231,475	11%
客戶存款 Deposits from Customers	160,899	177,274	206,075	226,029	258,607	10%
總資產 Total Assets	209,230	231,068	310,969	351,827	405,500	14%

* CaGr為2016至2020年之年複合增長率

* CaGr = Compounded annual Growth rate from 2016 to 2020

財務摘要 Financial Highlights *(續 Continued)*

五年財務摘要

Five-Year Summary

稅後利潤
Profit after Tax

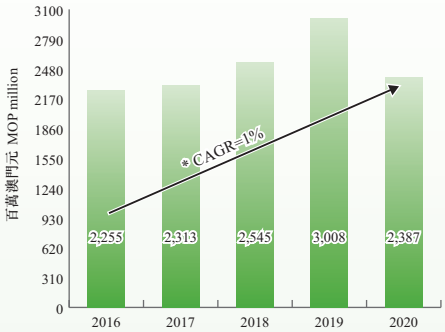

客戶存款
Deposits from Customers

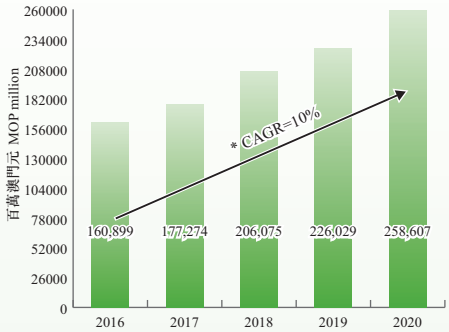

客戶貸款及墊款
Loans and Advances to Customers

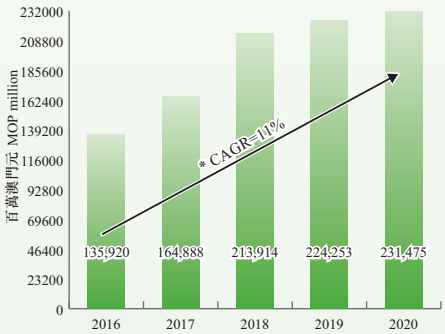

總資產
Total Assets

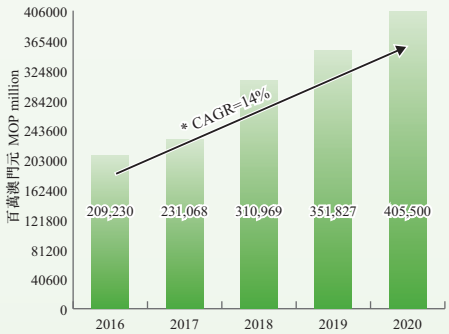

討論與分析 Discussion and Analysis

經濟、金融與監管環境 Economic, Financial and Regulatory Environments

2020年，隨著疫情持續爆發和蔓延，世界經濟陷入衰退，全球經濟衰退幅度超過5%；伴隨著民粹主義和貿易保護主義盛行，全球產業鏈、供應鏈多環節受阻，發達國家推動本國企業回流，加速逆全球化趨勢。面對疫情衝擊，主要經濟體推出一系列貨幣寬鬆政策，極度寬鬆的貨幣環境改變了投資者預期，加劇了金融市場波動，為全球經濟發展帶來極大負面影響。尤其是葡語系國家多為資源主導型經濟體，發展空間受到很大局限。2020年，中國疫情防控形勢良好，復工複產穩步推進，成為全球首個實現正增長的主要經濟體。中國人民銀行穩健的貨幣政策更加靈活適度，合理把握公開市場操作力度和節奏，維護了金融市場的平穩運行。

In 2020, the continuous outbreak and spread of the pandemic drove the world economy into recession, declining by more than 5%. With the prevalence of populism and trade protectionism, global industrial chain and supply chain were interrupted. Developed countries promoted the return of domestic enterprises, which has accelerated the de-globalization. In face of the pandemic impact, major economies have launched a series of monetary easing policies. The extremely loose monetary environment has changed investors' expectations, exacerbated financial market volatility, and had a great negative impact on global economic development. In particular, most Portuguese-speaking countries are resource-based economies, whose development space is greatly limited. In 2020, China controlled the pandemic well, and resumed work and production steadily, becoming the first major economy in the world to achieve growth. Pursuing a more flexible and moderate monetary policy, the People's Bank of China maintained the smooth operation of the financial market by reasonably controlling the magnitude and rhythm of open market operations.

過去一年，外部形勢變化之快、變化之大、超出預期，澳門經濟受疫情衝擊巨大，地區經濟增長同比下降超過50%，各行各業亦深受影響，大中小企業都面對各種困難和挑戰。面對嚴峻的形勢，澳門特區政府深入貫徹「一國兩制」政策方針，深入落實「抗疫情、保就業、穩經濟、推改革、促發展」的施政方向，團結全澳居民共克時艱，快速有效地採取了系列抗疫措施，最大限度地防控疫情擴散，取得了來之不易的抗疫成效，為經濟社會恢復秩序奠定了基礎，也為經濟復興和金融業穩健發展提供了條件。

In the past year, the rapid and drastic changes in external situation surpassed expectations, and the pandemic had a significant impact on Macao's economy. The regional economic growth dropped by more than 50% year on year. All walks of life were also deeply affected, and small, medium and large enterprises were facing various difficulties and challenges. In face of the severe situation, the Macao SAR Government has upheld the principles of "One country, two systems" and "fighting the pandemic, ensuring employment, stabilizing the economy, and promoting reform and development". It united all Macao residents to overcome the difficulties, and adopted a series of pandemic containment measures quickly and effectively to prevent and control the spread of the pandemic as far as possible. It has achieved hard-won pandemic containment results, laid the foundation for the restoration of economic and social order, and paved the way for economic revival and steady development of the financial industry.

討論與分析 Discussion and Analysis *(續 Continued)*

經濟、金融與監管環境 Economic, Financial and Regulatory Environments *(續 Continued)*

2020年，面對新冠疫情全球大流行，跨境貿易和投資創紀錄下滑，相應的金融需求收縮，銀行海外業務的拓展難度加大。疫情衝擊還加劇了銀行資本補充壓力，在低利率環境下，銀行淨息差收窄，內源性資本補充能力受到抑制，股票、債券、外匯等金融市場大幅波動，造成大銀行金融資產的縮水和浮虧，加劇風險傳染。IFRS9等會計準則的實施，進一步提高了銀行減值準備計提對疫情衝擊的敏感度，擠佔內源資本補充來源。此外，逆全球化損害各國互信，制約國家間制度性合作，使地緣政治風險加大，碎片化監管態勢加劇，合規壓力凸顯，金融機構合規成本持續上升。所有這些都給銀行業穩經營、促發展帶來了新的挑戰。

In 2020, as a result of the widespread COVID-19 pandemic, cross-border trade and investment fell to a record low, and the corresponding financial demand contracted, making it more difficult to expand overseas banking business. Banks' capital replenishment pressure built up amid the pandemic impact. Under the low interest rate environment, the net interest margin of banks was narrowed, the ability of endogenous capital replenishment was restrained, and the stock, bond, foreign exchange and other financial markets fluctuate greatly, resulting in the shrinkage and floating loss of financial assets of large banks and aggravating the risk contagion. The implementation of IFRS9 and other accounting standards has further stepped up the sensitivity of bank impairment allowance to the impact of the pandemic, and squeezed out the source of endogenous capital replenishment. Besides, de-globalization has damaged mutual trust and restricted institutional cooperation among countries, exacerbated geopolitical risks, and intensified fragmented regulatory situation. Compliance pressure has become acute, and the compliance cost of financial institutions is continuously rising. All these have brought new challenges to the stable operation and development of the banking industry.

討論與分析 Discussion and Analysis *(續 Continued)*

業務綜述 Business Overview

公司金融與投資銀行業務

本行積極開展銀團貸款、項目融資、貿易融資、商業貸款和中小企業融資等企業銀行以及傳統投資銀行業務，並致力於創新金融產品和服務。2020年，首家實現雙牌照經營，鞏固和發展重點客戶戰略合作關係，公司業務貢獻度、同業競爭力進一步提升。積極牽頭並參與本地大型銀團貸款和重大項目融資，提高本地核心市場競爭力，保持本地主力信貸投放行地位，累計投放各類銀團及雙邊貸款約上百億澳門元。同時，50億元抗疫貸款馳援中小企業，150億元工程貸款協同政府提振經濟，138億元都市更新貸款，造福社群，並推出「還息不還本」、優惠利率等政策，共克時艱，為澳門經濟社會多元繁榮作出了積極貢獻。本行充分把握內地經濟雙向開放契機和大灣區開發機遇，深耕港澳中資市場，服務客戶。年內，本行與內地分行、子行和多個國內的大型金融企業積極開展合作，助力澳門企業融入粵港澳大灣區建設。深入開展內外聯動及外外聯動，拓展「一帶一路」及葡語系市場，在投資銀行、資產管理等領域取得多項突破。

Corporate Finance & Investing Banking

ICBC (Macau) provides comprehensive financial services, including syndicated loan, project loan, trade finance, commercial loan, and small and medium enterprise loan, and commits to the innovation of financial products and services. In 2020, ICBC (Macau) strengthened strategic partnerships with key clients, and enhanced overall profitability and core competencies. As a local leading lender, ICBC (Macau) actively participated in local large syndicated loans and major project financing, improved competencies in local core market, and provided various syndicated and bilateral loans over tens of billions MOP. Meanwhile, ICBC (Macau) granted MOP5 billion of anti-pandemic loans to help small and medium-sized enterprises, MOP15 billion of project loans to assist the government in boosting the economy, and MOP13.8 billion of urban renewal loans to benefit the community. It also introduced the policies such as “delayed repayment of principal” and preferential interest rate to overcome the difficulties and make contributions to the diversification and prosperity of Macao’s economy and society. The Bank seized the opportunities for two-way opening up of the mainland economy and the development opportunities in the Greater Bay Area, deeply exploring the market in Hong Kong and Macao to serve customers. During the year, ICBC (Macau) actively cooperated with ICBC domestic branches, subsidiaries and many large Chinese financial institutions to help Macao enterprises integrate into the development of the Greater Bay Area. ICBC (Macau) dedicated to deepening internal and external linkages, explored more business opportunities along the Belt and Road and Portuguese-speaking countries, and made a number of breakthroughs in the fields such as investment banking and asset management.

討論與分析 Discussion and Analysis *(續 Continued)*

業務綜述 Business Overview *(續 Continued)*

零售銀行業務

2020年，本行大力推進「大零售」發展戰略，圍繞智慧零售佈局，以客戶為中心，構建全客戶、全產品、全流程的服務體系，致力於為廣大客戶提供優質完善的金融服務。深化電子支付市場佈局，有力推動澳門金融服務消費向更高層次、更便利化方向升級；與集團境內外機構聯手，推動智慧銀行建設，提升客戶黏性，帶動零售業務增長。積極響應澳門特區政府號召，扶持本地中小企發展，支持抗疫貸款、消費按揭、經屋貸款等民生信貸需求，致力為民生事務提供全方位金融支援，增進民生福祉，踐行社會責任。本行於年度內增設第20間分行，南光大廈分行以「投資理財+智慧銀行」為主，力爭更好地貼近客戶，服務中高端客戶群。

本行零售產品不斷創新，通過細分客群和拓展多元產品組合，年內推出多個存款金融產品服務，包括「新證券」、「薪金卡」、「虛擬卡」以及「智生活」業務品牌等。同時，積極開發手機銀行「智能存」平台等，成為本地在線存款產品服務最豐富的銀行，進一步提升「存款智慧超市」形象。本行主動開發跨境按揭貸款金融產品，澳門市場首家推出「灣區置業通」、「灣區賬戶通」服務，港澳地區首家推出「一站式」抵押登記服務，推動本行零售灣區個人跨境按揭業務發展，深化澳門和灣區金融市場互聯互通。

Retail Banking Business

In 2020, ICBC (Macau) advanced the “Mega Retail” strategy underlying the principle of smart retail and customer-oriented philosophy, to provide a sound framework for customer service, covering all customers, all products, and whole processes. ICBC (Macau) deepened the layout of e-payment market, and vigorously promoted Macao’s financial service and consumption towards the higher-level and more convenient direction. Through collaboration with ICBC Group members, ICBC (Macau) continues to build a Smart Bank, increasing customer loyalty and stickiness and developing a new force for the retail growth. The Bank actively responded to the Macao SAR Government to support the financing of small and medium enterprises, offering anti-pandemic loans, consumer mortgages, and housing loans, and strived to provide a full range of financial services for people’s livelihood, fulfilling social responsibility. The 20th branch, Nam Kwong Building Branch, was opened this year, focusing on “Wealth Management + Smart Bank”, to deliver excellent customer service for mid- to high-end customers.

ICBC (Macau) continues to innovate retail products through customer segmentation and product diversification. During the year, the Bank launched various products of deposit, including such business brands as “New Securities”, “Salary Card”, “Virtual Card” and “Smart Life”. Furthermore, the Bank actively developed mobile banking “Smart Deposit” platform, and has become the local bank with the most diversified portfolio of online deposits, further promoting the image of “Deposit Smart Supermarket”. At the same time, the Bank developed cross-border mortgage loans, and was the first one in Macao to launch “Greater Bay Area Property Connect” and “Greater Bay Area Account Connect” and the first one in Hong Kong and Macao to launch “One-Stop” mortgage registration services, to strengthen the development of retail business in the personal cross-border mortgage business in the Greater Bay Area, deepening the connectivity of financial markets between Macao and the Greater Bay Area.

討論與分析 Discussion and Analysis *(續 Continued)*

業務綜述 Business Overview *(續 Continued)*

私人銀行業務與財富管理業務

2020年本行深入落實私人銀行「全行辦」經營策略，依託本地投行、資管等業務的發展和集團專業投研平台的聯動，積極推進私人銀行業務規模，為高淨值客戶提供包括財富管理、資產配置、諮詢研究、增值服務在內的各項金融及非金融服務，傾力打造澳門地區最專業、最貼心的私人銀行服務品牌。同時，啟動集約化運營改革項目，構建具有核心競爭力的價值型運營管理體系，通過優化流程，降低運營成本，提升運營質效，為本行奠定夯實的運營基礎，吸引高質客戶。

本行聚焦本地和跨境兩個方向，佈局大灣區財富管理市場，實現私銀資產投資與配置的有效拓展。著力加強私銀產品創新和服務提升，不斷豐富私銀增值服務品種。2020年本行成功發行了港澳地區財富專屬系列保本理財產品，實現理財產品在灣區跨境投資，為客戶創造豐富收益。年內，本行先後舉辦多場私人銀行專場活動，並為高端客戶提供尊貴出行貴賓服務，達標私人銀行客戶增量翻倍增長，客戶資產規模較同期上升一個台階。通過優質、豐富的增值服務，在高端客戶市場建立服務口碑和品牌形象。

2020年末，本行擁有5間財富管理中心，面向高端和私人銀行客戶，提供一對一的理財策劃和投資管理，實現客戶財富的保值增值。本行股票服務配置技術領先的專用設備和功能強大的交易系統，為客戶證券投資提供便捷服務。本行現時共有33間24小時自助銀行，在全澳首屈一指。

Private Banking and Wealth Management Businesses

In 2020, ICBC (Macau) deeply implemented the "Whole Bank Support" strategy in private banking and wealth management. By leveraging the business channels of investment banking and asset management, and through collaboration with ICBC Group members, ICBC (Macau) increased the scale of private banking business, and delivered various tailor-made services, such as wealth management, asset allocation, financial consulting, and value-added services, forging the most professional private banking brand in Macao. The Bank initiated intensive management to establish a value-oriented operation management system with core competencies, reducing operation costs, improving operation efficiency by optimizing processes, and attracting high-quality customers.

ICBC (Macau) focuses on both local and cross-border businesses, deploys the wealth management market in the Greater Bay Area, and enhances the asset management and allocation of private banking. The Bank strengthens product innovation to enrich financial products and value-added financial services. In 2020, ICBC (Macau) successfully launched the principal-guaranteed financial products of wealth management series exclusively, realizing the cross-border investments in the Greater Bay Area and creating values for the customers. During the year, ICBC (Macau) successively carried out many private banking activities, and provided travel VIP services for high-end customers. The number of new private banking customers that measure up to standards doubled, and the scale of customer assets went up to a higher level in comparison with the previous year. Through high-quality and rich value-added services, the Bank has a well-established reputation and brand image in the high-end customers market.

At the end of 2020, ICBC (Macau) has five wealth management centers to provide one-to-one financial planning and investment management services for high-end and private banking customers. ICBC (Macau) has stock service equipped with powerful trading system to provide convenient investment services. It has 33 self-service banks, ranking first in Macao.

討論與分析 Discussion and Analysis *(續 Continued)*

業務綜述 Business Overview *(續 Continued)*

金融市場業務

本行積極審慎參與貨幣市場、債券市場、衍生品市場和貴金屬市場等金融市場業務，綜合利用匯率、利率、貴金屬等市場工具，開展各類交易，在波動的經濟環境中規避和管理風險。年內，我行優化金融市場業務管理系統，橫向覆蓋金融市場業務全產品線、 縱向支援交易後處理全流程，為本行金融市場交易提供強大的支援。2020年，本行在金融市場上保持活躍，全年參與債券承銷項目18個、債券23支，發行總規模超過150億美元，位居同業第一，被中債登評為全球15家「年度優秀境外投資機構」之一，對推動澳門現代金融發展具有重要意義。

Financial Market Business

ICBC (Macau) actively and prudently participates in the financial market business, such as currency market, bond market, derivatives market and precious metals market. The Bank made great efforts in keeping the liquidity and managing the risks in volatile economic environment by using various market instruments such as exchange rates, interest rates, and precious metals. During the year, ICBC (Macau) optimized the financial market business management system, covering the entire product line of the financial market businesses and supporting the entire process of transactions. In 2020, ICBC (Macau) remained active in the financial market, participated in 18 bond underwriting projects and underwrote 23 bonds, with a total issuance amount of more than USD15 billion, ranking first in the industry. It was rated as one of the world's 15 "Outstanding Overseas Investment Institutions of the Year" by CCDC, which is of great significance to Macao's modern financial development.

金融機構業務

本行重視加強與金融同業合作，積極拓展代理行網路，鞏固合作基礎，拓寬合作領域，現已建立代理行關係的有近三百家銀行，繼續為客戶提供快捷、通暢、完善的全球清算和服務網絡。2020年本行先後作為境內外多家大型客戶債券發行的主要簿記銀行，深度參與大型客戶財務戰略決策。同時，繼續拓展與港澳金融機構客戶業務合作，積極做好非銀機構客戶的市場拓展工作，關注澳門地區特色金融產業發展，跟進進駐澳門的非銀金融機構在本行開立公司營運帳戶和辦理資金結算業務，包括融資租賃公司、保險機構、支付公司等，加強內外聯動，促進業務發展。

Financial Institution Business

ICBC (Macau) puts high emphasis on the interbank businesses, and actively expands the network of agency banks. The Bank has established agency bank relationships with approximately 300 banks, to provide a fast, smooth, and comprehensive global clearing and service network. In 2020, ICBC (Macau) served as the main bookkeeping bank to issue bonds for several large customers at home and abroad, and provided strategic financial services to large organizations. The Bank also continued to explore the cooperation opportunities with clients of financial institutions in Hong Kong and Macao, and broadened the cooperation with non-bank institutional clients. In particular, the Bank focused on the development of specialized finance in Macao, and offered cooperate operating account and fund settlement services to non-bank financial institutions based in Macao, such as financial leasing companies, insurance institutions and payment companies, strengthening business connections and promoting business development.

討論與分析 Discussion and Analysis *(續 Continued)*

業務綜述 Business Overview *(續 Continued)*

電子銀行服務

本行準確把握金融科技發展趨勢，積極推動總行e-ICBC戰略的本地化實施，成為本地首家建成智慧銀行網絡的銀行，為完善本澳金融服務生態、引領金融科技發展發揮了積極作用。2020年，本行網上銀行、手機銀行客戶數快速提升，匯款、轉帳業務的移動銀行佔比分別交同期提高32和17個百分點，手機銀行業務量在海外機構佔比達到超過60%，FOVA交易量在海外機構佔比超過1/3；自動櫃員機數量達到418台，全部覆蓋港澳銀通、中國銀聯網絡，機具遍佈澳門主要區域，建立管道優勢。

2020年本行繼續推動電子銀行服務，取得積極成效。一是充分發揮澳門跨境電商協會平台優勢，聯動政府及社會各界力量，密切與橫琴、義烏等地區聯動合作，推動跨境電商業務創新合作新實踐；二是配合全行智慧銀行戰略轉型，移動銀行成功改版，由線下全面轉型至線上銀行端，提高服務品質，提升客戶活躍度；三是將廣受市民歡迎的零售銀行產品融入手機銀行並推出多個創新產品服務，包括快速優化線上存款、轉賬、投資等系列功能，推出手機銀行「智能存」平台、手機號轉賬、新版股票系統及「智生活」業務品牌等，保持本地手機銀行服務市場領先地位；四是持續發展創新業務並奠定網銀支付服務持續發展的基礎。工銀e支付為澳門商戶輸出場景支付功能，打造開放共用的金融生態圈，實現大零售轉型戰略及「跨界」、「跨業」、「無界銀行」的理念；五是滿足集團企業財資管理需求，持續創新推進銀企直連、跨境資金池等大型全球現金管理服務；六是持續優化「惠生活」移動服務平台，推出為中小企服務而設計的線上申請介面並可配套本行中小企的推廣，提高業務處理效率及回應客戶需求，進一步推廣中小企市場業務；七是作為澳鑽所戰略合作夥伴及獨家清算行，密切配合澳鑽所商業計畫，做好相關銀行服務的創新，客戶數和交易額大幅提升。

E-Banking Business

ICBC (Macau) accurately identified the development trend of financial technology and actively implemented the localization of e-ICBC strategy of ICBC Group. It is the first local bank to establish an intelligent network, improving the financial service ecosystem and leading the development of financial technology. In 2020, the number of customers using online banking and mobile banking increased rapidly. The proportions of remittance and transfer via mobile banking rose by 32 and 17 percentage points respectively. The Bank's mobile banking transactions accounted for more than 60% of all overseas institutions, and FOVA transaction volume accounted for one third of all overseas institutions. At the end of 2020, the Bank had 418 ATMs, covering all major areas in Macao. All of the ATMs joined Jetco and Union Pay networks, establishing more competitive channel advantages.

In 2020, ICBC (Macau) continued to advance e-banking service and achieved positive results. First, the Bank fully leveraged the advantages of Macao Cross-Border E-Commerce Industry Association, joined force with governments and all sectors of society, and cooperated with Hengqin, Yiwu and other regions to promote new practices in developing cross-border e-commerce. Second, the Bank executed the strategic transformation of smart banking and successfully upgraded mobile banking, transforming the bank services from offline to online, aiming to improve service quality and increase customer activity. Third, ICBC (Macau) integrated popular retail banking products into mobile banking with multiple innovative features, such as rapid improvement of online deposit, transfer and investment. It launched mobile banking "Smart Deposit" platform, fund transfer via mobile phone number, new version of stock system and "Smart Life" business brand, maintaining the leading position in local mobile banking services. Fourth, ICBC (Macau) continued to develop innovative businesses and established the foundation for the continuous development of online banking payment services. The Bank launched ICBC e-payment with mega retail transformation, creating an open financial ecosystem with the concept of "Cross-Border", "Cross-Industry", and "Bank without Borders". Fifth, the Bank provided the global cash management services, such as bank-enterprise direct connection, and cross-border capital pool, to meet the needs of conglomerate's cash management. Sixth, the Bank continued to optimize the life platform in mobile banking and launched an online application interface for small and medium enterprises to improve the processing efficiency and meet the customer needs. Seventh, as a strategic partner and exclusive clearing bank of China Diamond & Gem Exchange, ICBC (Macau) developed innovative services compatible with the company's business plan, significantly increasing the number of customer and transaction.

討論與分析 Discussion and Analysis *(續 Continued)*

業務綜述 Business Overview *(續 Continued)*

銀行卡業務

2020年，本行因應疫情發展需要，立足澳門主流消費市場線上發展機遇，通過拓展線上辦卡、聚合收單、移動支付、打造支付應用場景等新業務，調整結構，提高工銀卡業務市場競爭力，保持各項業務市場領先。一是工銀e支付」百日營銷競賽成功開展，綁卡用戶增長近7倍，新增商戶超過10年發展總和；交易筆數及金額分別較同期增長20餘倍，以支付為突破口實現了C端業務線上佈局和市場佔比過半；二是持續優化工銀聚合收單，實現多個澳門首創，提供商戶多元和便捷的收單服務，全面滿足遊客及本地居民移動支付需求，引領澳門電子支付發展；憑藉先進的科技實力和優質的金融服務水準，成為澳門特區政府核酸檢測線下獨家收單機構，並實現與郵政儲金局合作的重大突破，進一步拓寬澳門居民線上支付繳費服務渠道；三是持續推出信用卡優質客戶專享分期付款業務打破信用卡消費分期的局限，創新分期模式，分期付款交易額持續快速增長並保持本澳車貸銀行第一。

Bank Card Business

In 2020, facing the pandemic, ICBC (Macau), seizing the opportunity of online development of local mainstream consumer market, adjusted structure, improved its card business' market competitiveness and maintained market leadership through online card application, aggregate payment, mobile payment and various payment scenarios. First, "ICBC e-payment" 100-day marketing competition was successfully carried out, the number of customers that have subscribed for ICBC e-payment service increased by nearly seven times, and the number of newly increased merchants was more than the sum of that in the past 10 years. The number and amount of transactions rose by more than 20 times over the same period of the previous year. With payment as a breakthrough, the Bank rolled out C-end online business, with a market share of more than 50%. Second, ICBC (Macau) continued to optimize the aggregate payment services, achieving multiple firsts and providing diversified and convenient acquiring services for merchants, leading the development of electronic payment in Macao. With advanced technological strength and quality financial services, ICBC (Macau) has become the exclusive offline acquirer for nucleic acid testing services designated by Macao SAR Government, achieved a major breakthrough in cooperation with Macao Postal Savings and further expanding the online bill payment service channel for local residents. Third, the Bank continued to provide various installment payment services exclusively for excellent customers, breaking the limitation of credit card consumption installment with new models. The amounts of installment transaction increased rapidly and the Bank maintained the first place of car loan in Macao.

討論與分析 Discussion and Analysis *(續 Continued)*

業務綜述 Business Overview *(續 Continued)*

退休金業務

本行繼續積極拓展退休金業務，持續配合澳門特區政府《非強制性中央公積金制度》並取得豐碩的成果。一是通過聯動營銷，把握市場機會，同步開展央積金共同計劃、個人計劃、以及銀行綜合業務的營銷，退休基金成員數目大額增長；二是發展重點客戶，使我行成為其非強制性中央公積金計劃的唯一基金管理公司，在競爭激烈的退休金市場中成功突圍；三是根據市場需求，進一步完善央積金管理系統及手機銀行渠道功能，提高業務處理效率，提升市場競爭力；四是積極與總行和境內兄弟行進行業務交流，為後續合作奠定基礎。

Pension Fund Business

ICBC (Macau) actively expands its pension businesses and cooperates with the Macao SAR Government's "Non-Mandatory Central Provident Fund System". First, the Bank seized the market opportunities to carry out the marketing of the central provident fund joint plan, personal plan, and integrated bank business simultaneously, the number of pension fund members has increased significantly. Second, the Bank strengthened the partnerships with key customers, becoming the only fund management company for their non-mandatory central provident fund plan. Third, ICBC (Macau) optimized the central provident fund management system and mobile banking channel functions, to improve business processing efficiency and market competencies. Fourth, ICBC (Macau) actively communicated with ICBC Group members to lay a firm foundation for further cooperation.

資產管理和託管業務

2020年，本行充分發揮集團全球業務平台優勢，推進具有澳門特色的「投行+資管+託管」一條龍業務線建設，產品和項目運作均取得積極實效。一是首批開展內地銀行間債券市場直投、首家辦理人民幣保理跨境轉讓，並成功加入CIPS，極大提升業務承載能力；二是提供搭建私有化架構、價值評估、財務盡調、協助商務談判等專業投行顧問業務服務；三是積極參與債券承銷業務，為國內企業境外債及本地企業債券承銷項目擔任全球協調人、牽頭經辦人及牽頭簿記管理人；四是持續增加發行保本理財產品，推出首期財富專屬系列以推動零售財富管理投資產品的市場推廣；五是成為澳門多家保險集團主託管行，顯著提升了本地託管市場的佔有率和影響力，鞏固本地市場領先地位。

Asset Management and Asset Custody Business

In 2020, ICBC (Macau) took the full advantages of ICBC global business platform to promote a one-stop business line featuring "Investment Bank, Asset Management, Asset Custody", and achieved positive results. First, ICBC (Macau) was the first among those launching direct investment in Mainland's interbank bond market and the first one engaging in RMB factoring cross-border transfer services, and successfully joined the Cross-border Interbank Payment System, greatly enhancing its business undertaking capacity. Second, the Bank provided professional investment banking advisory services, such as building of privatization framework, valuation, financial due diligence, and assisting in business negotiation. Third, ICBC (Macau) actively participated in the bond underwriting businesses, serving as a global coordinator, lead manager, and lead bookkeeping manager for overseas debt of domestic enterprises and local bonds. Fourth, the Bank increased the issuance of capital-guaranteed wealth management products, and launched the first phase of exclusive wealth management series to promote the marketing of retail wealth management products. Fifth, ICBC (Macau) is the main custodian bank for several insurance groups in Macao, significantly increasing the market share and influence in the local custodian market, and reinforcing its leading position.

討論與分析 Discussion and Analysis *(續 Continued)*

業務綜述 Business Overview *(續 Continued)*

2020年1月6日，姜壹盛董事長、徐克恩總裁、林孜總經理等管理層出席澳門分行正式營業儀式。
On January 6, 2020, Chairman Jiang Yi Sheng, Chief Executive Officer Xu Ke En and General Manager Lin Zi attended the official opening ceremony of ICBC, Macau Branch.

2020年9月25日，工銀澳門南光大廈分行開業，一眾嘉賓進行開幕儀式。
On September 25, 2020, ICBC (Macau) Nam Kwong Building Branch opened, and a group of guests held the opening ceremony.

2020年11月9日，我行成功發行21億元澳門都市發展金融債券。
On November 9, 2020, our bank successfully issued MOP2.1 billion of Macau urban development-themed financial bonds.



2020年，本行成為首家澳門一站式跨境抵押銀行，為澳門市民提供內地物業抵押登記服務。
In 2020, the Bank will become the first one-stop cross-border mortgage bank in Macao, providing mainland property mortgage registration services for Macao citizens.

討論與分析 Discussion and Analysis *(續 Continued)*

業務綜述 Business Overview *(續 Continued)*



工銀澳門機構組織本地重點企業客戶參加第三屆中國國際進口博覽會。
ICBC Macau organization organizes local key corporate clients to participate in the 3rd China International Import Expo.

2020年，姜壹盛董事長、徐克恩行政總裁與元頂小學通過視頻連線方式舉行「員工愛心助學跨境線上捐贈」儀式。
In 2020, Chairman Jiang Yi Sheng, Chief Executive Officer Xu Ke En and Yuanding Elementary School will hold the ceremony of "Employees' Love and Educational Cross-border Online Donation" via video connection.

疫情期間，工銀澳門董事長姜壹盛代表向澳門婦女聯合總會捐贈抗疫物。
During the pandemic reponse, representative Jiang Yi Sheng, chairman of ICBC (Macau), donated pandemic prevention supplies to the Macau Women's Federation.

疫情期間，工銀澳門行政總裁徐克恩代表向澳門明愛捐贈抗疫物資。
During the pandemic response, representative Xu Ke En, CEO of ICBC (Macau), donated pandemic prevention supplies to Caritas Macau.

討論與分析 Discussion and Analysis *(續 Continued)*

前景展望 Outlook

2020年，疫情蔓延成為最為嚴峻的公共衛生危機，全球大部分地區採取封城鎖國、停工、隔離等疫情防控措施，經濟活動放緩、國際貿易顯著萎縮、全球產品鏈遷移和重構加速、消費信心跌入穀底，全球經濟陷入衰退。尤其是澳門作為經濟結構高度單一、嚴重依賴外部客流的小微市場，受到重大衝擊。疫情雖對中國經濟造成一定影響，但持續時間和規模都有限，中國經濟長期向好、高品質增長的基本面沒有改變。特區政府積極作為，通過前瞻性的精准施策和強有力的應對措施，最大限度地防控疫情，並凝聚各界力量，強基固本，迎難而進，加大政府基建投資，著力提振經濟，幫扶中小企業，取得了積極成效；2021年是國家「十四五」規劃的開局之年，開啟全面建設社會主義現代化國家新征程，尤其隨著外部形勢變化，澳門的政治價值、平台價值愈發凸顯。所有這些都為澳門未來發展帶來新的機遇。

In 2020, the spread of the pandemic became the severest public health crisis. Most parts of the world adopted pandemic prevention and control measures, such as lockdown, shutdown and quarantine. The pandemic has led to the slowdown of economic activities, marked shrinkage of international trade, accelerated migration and rebuilding of global supply chain, and slump of consumer confidence. Consequently, the global economy has fallen into recession. In particular, Macao, as a small and micro market with a single industry dominated economy and heavily dependent on tourism, has been greatly impacted. The Chinese economy has been somewhat affected by the pandemic. However, the impact is temporary and limited as the fundamentals of sound and high-quality growth over the long term remain unchanged. The SAR government has been active in preventing and controlling the pandemic to the maximum through forward-looking and targeted policies and strong response measures. It has pooled the strengths of all walks of life to consolidate the foundation, rise to the difficulties, increase the government investment in infrastructure, strive to boost the economy and help small and medium-sized enterprises, and has achieved positive results. 2021 is the first year of the country's 14th Five-year Plan period, starting a new journey of building a modern socialist country in all respects. Especially, with the change of external situation, Macao's political value and platform value have become more and more prominent. All these have brought new opportunities for Macao's future development.

總體判斷，2021經營環境更加複雜，面臨的困難更大，需要前瞻性化解各類風險，搶抓發展機遇，繼續在攻堅克難中應對複雜局面。但也要看到，嚴峻考驗期也是戰略機遇期。國家構建雙循環發展格局、實施區域發展戰略、推動人民幣國際化等帶來新的發展機遇；澳門特區政府加大公共投資、加大現代金融產業佈局等帶來新的業務契機；為銀行業轉型創新、穩中求進提供了新的基礎。

Overall, in 2021, the business environment will be more complex and the difficult, requiring forward-looking solutions to various risks. We should seize development opportunities, and continue to deal with the complicated situation while overcoming difficulties. However, we should also realize that the period of severe test is also a period of strategic opportunity. China's building of a "dual circulation" development pattern, implementation of strategies for regional development and promotion of RMB internationalization will bring new development opportunities. Macao SAR Government's increase in public investment and enhanced layout of modern financial industry will bring new business opportunities. That will provide a new foundation for the banking industry to carry out transformation and innovation, and seek progress while ensuring stability.

討論與分析 Discussion and Analysis *(續 Continued)*

前景展望 Outlook *(續 Continued)*

2021年是工銀澳門新三年規劃的起步之年，工銀澳門將繼續依託集團發展戰略和國際化佈局，以「立足澳門、融入灣區、拓展葡語系、延伸一帶一路」為願景，以品質和效益為核心，以改革創新和經營轉型為著力點，以合規經營和風險防控為底線，揚長、補短、強本、固基，實現高品質發展；深化本地化經營和多元化發展，深挖國家構建雙循環發展格局、實施區域發展戰略、推動人民幣國際化等帶來新的業務契機，抓住大灣區建設、粵澳深度合作、特區政府推動經濟多元佈局，發展現代金融產業等新發展機遇。同時，繼續強化內控合規管理和風險防控，完善全面風險管控體系，健全經營管理機制，繼續在攻堅克難中應對複雜局面，為工商銀行國際化佈局，澳門經濟多元繁榮作出新的貢獻。

The year 2021 marks the start of the new three-year plan of ICBC (Macau). With the vision of "Basing on Macau, Integrating into the Greater Bay Area, Expanding in Portuguese-speaking countries, and Extending to the countries along the Belt and Road route", ICBC Macau will leverage the Group's strategy of development and internationalization to make the best of advantages while addressing disadvantages, consolidate foundation and achieve high-quality development. That will center on quality and profitability, and focus on reform, innovation and business transformation, with compliant operation and risk prevention and control as the bottom line. It will deepen localization and diversification, and tap the business opportunities to be brought by the country's building of a "dual circulation" development pattern, implementation of strategies for regional development and promotion of RMB internationalization, and seize the new development opportunities such as the development of the Greater Bay Area, in-depth cooperation between Guangdong and Macao, economic diversification driven by the SAR government and development of modern financial industry. Meanwhile, the Bank will continue to strengthen the internal control and compliance management and risk prevention and control, and improve the comprehensive risk management and control system as well as the operation and management mechanism. It will continue to deal with the complex situation while overcoming difficulties, and make new contributions to the internationalization of ICBC and the economic diversification and prosperity of Macao.

財務訊息披露(根據澳門財務報告準則) Financial Information Disclosure (in Accordance with MFRSs)
董事會報告書 Report of the Board of Directors

董事會榮幸地將2020年度報告書連同工銀澳門以及子公司經審計的合併財務報表呈示如下:

The directors have pleasure in presenting their report together with the audited financial statements of Industrial and Commercial Bank of China (Macau) Limited (the"Bank") and its subsidiaries (together referred to as the "Group") for the year ended 31 December 2020.

主營業務地域

本行設立以及紮根於澳門，註冊辦公及營業地點為澳門友誼大馬路555號，澳門置地廣場，工銀(澳門)中心18樓。

Principal place of business

The Bank is incorporated and domiciled in Macau and has its registered office and principal place of business at 18th Floor, ICBC Tower, Macau Landmark, 555 Avenida da Amizade, Macau.

主營業務

本集團的主營業務是：在澳門為客戶提供銀行、金融及其他相關服務。

Principal activities

The principal activities of the Group are the provision of banking, financial and other related services in Macau.

利潤以及分配

2020年本集團合併淨利潤以及重大事項的聲明請見財務報告的第29頁至110頁。

董事會建議發放截至2020年12月31日之年度股息為352,160,528澳門元(2019：446,193,268澳門元)。

Results and dividends

The profit of the Group for the year ended 31 December 2020 and the state of affairs of the Group at that date are set out in the financial statements on pages 29 to 110.

The directors recommend the payment of final dividend of MOP352,160,528 in respect of the year ended 31 December 2020 (2019: MOP446,193,268).

董事會名單

本年本行董事會成員如下：

Directors

The directors of the Bank during the year and up to the date of this report are:

姜壹盛先生		Mr. Jiang Yi Sheng	
徐克恩先生		Mr. Xu Ke En	
禤永明先生		Mr. Huen Wing Ming, Patrick	
唐志堅先生		Mr. Tong Chi Kin	
賀定一女士		Ms. Ho Teng Iat	
鄭劍鋒先生	*(於2020年5月15日委任)*	Mr. Zheng Jian Feng	*(appointed on 15 May 2020)*
洪貴路先生	*(於2020年5月15日委任)*	Mr. Hong Gui Lu	*(appointed on 15 May 2020)*
張偉峰先生	*(於2020年5月15日委任)*	Mr. Zhang Wei Feng	*(appointed on 15 May 2020)*
伍文湘女士	*(於2020年9月9日委任)*	Ms. Ng Man Seong	*(appointed on 9 September 2020)*
許　海先生	*(於2020年3月1日辭任)*	Mr. Xu Hai	*(resigned on 1 March 2020)*
王一心女士	*(於2020年3月1日辭任)*	Ms. Wang Yi Xin	*(resigned on 1 March 2020)*
尚　軍先生	*(於2020年3月1日辭任)*	Mr. Shang Jun	*(resigned on 1 March 2020)*

財務訊息披露(根據澳門財務報告準則) Financial Information Disclosure (in Accordance with MFRSs) *(續 Continued)*
董事會報告書 Report of the Board of Directors *(續 Continued)*

股本結構

本行股本結構詳細情況請見財務報表附註19。本年本行的法定股本結構沒有變化。報告期間本行無新股本發行(2019：無)。

Share capital

Details of the Bank's share capital are set out in note 19 to the financial statements. There was no movement in the Bank's authorised share capital during the year. There was no issue of new shares issued during the year (2019: Nil).

固定資產

本年本集團固定資產、辦公場所和設備以及投資物業的詳細情況請見財務報表附註14至15。

Fixed assets

Details of movements in the property, plant and equipment, and investment property of the Group during the year are set out in notes 14 and 15 to the financial statements respectively.

各項儲備

本年本集團各項儲備的詳細變化請見合併股東權益變動表。

Reserves

Details of movements in the reserves of the Group during the year are set out in the consolidated statement of changes in equity.

核數師

畢馬威會計師事務所為本集團2020年度財務報表審計的會計師事務所。下次股東大會，本集團將聘任新的會計師事務所為本集團2021年度會計師事務所，畢馬威會計師事務所將不再為我行提供下年度審計服務。

Auditors

The Board, on the recommendation from the Audit Committee, proposed to change the external auditors of the Group for the year 2021. The proposed appointment shall be subject to approval by the shareholders of the Group at the coming Annual General Meeting ("AGM"). KPMG will retire as external auditors with effect upon conclusion of the coming AGM of the Group.

承董事會命

董事長
姜壹盛

澳門
2021年3月26日

On behalf of the board

Chairman
Jiang Yi Sheng

Macau
26 March 2021

財務訊息披露(根據澳門財務報告準則) Financial Information Disclosure (in Accordance with MFRSs)
獨立核數師報告書 Independent Auditor's Report

致中國工商銀行(澳門)股份有限公司的股東

(在澳門註冊成立的股份有限公司)

財務報表報告

本核數師(以下簡稱「我們」)已審核列載於第29到110頁中國工商銀行(澳門)股份有限公司(以下簡稱「本行」)以及其子公司(以下統稱「本集團」)之的合併財務報表，此合併財務報表包括於二零二零年十二月三十一日的合併及貴銀行的資產負債表以及截至該日止年度的合併及貴銀行的收益表、權益變動表、現金流量表組成，亦包括重大會計政策的摘要和其他解釋附註。

董事會對合併財務報表之責任

貴銀行董事須負責根據澳門法令第32/93/M號金融體系法律制度以及澳門特別行政區第25/2005號行政法規所載的財務報告準則(《澳門財務報告準則》)編制真實而公允的合併財務報表，並設計、執行和維護其編制合併財務報表所必要之內部監控，以使合併財務報表不存在由於欺詐或錯誤而導致之重大錯誤陳述，選擇以及執行合適的會計政策，作出合理的會計估計，同時維持充分準確的會計記錄。

核數師之責任

我們的責任是根據我們之審核對該等合併財務報表作出意見。本報告僅按照符合澳門法令第32/93/M號金融體系法律制度以及約定條款的規定向整體股東報告。除此之外，我們的報告不可用於其它用途。我們概不就本報告內容對任何其他人仕負責或承擔法律責任。

Independent auditor's report to the shareholders of
Industrial and Commercial Bank of China (Macau) Limited
(Incorporated in Macau with limited liability)

Report on the financial statements

We have audited the consolidated financial statements of Industrial and Commercial Bank of China (Macau) Limited (the "Bank") and its subsidiaries (together the "Group") set out on pages 29 to 110, which comprise the consolidated and the Bank's balance sheets as at 31 December 2020, the consolidated and the Bank's income statements, the consolidated and the Bank's statements of changes in equity and the consolidated and the Bank's cash flow statements for the year then ended, and a summary of significant accounting policies and other explanatory information.

Board of Directors' responsibility for the consolidated financial statements

The directors of the Bank are responsible for the preparation and presentation of consolidated financial statements that give a true and fair view in accordance with the requirements as set out in the Macao Financial System Act (Decree-Law No. 32/93/M) and the Financial Reporting Standards approved by the Administrative Regulation No. 25/2005 issued by the Macao Special Administrative Region ("Macao SAR"). This responsibility includes designing, implementing and maintaining appropriate internal control relevant to the preparation and presentation of consolidated financial statements that are free from material misstatements, whether due to fraud or error; selecting and applying appropriate accounting policies; making accounting estimates that are reasonable in the circumstances; and maintaining adequate and accurate accounting records.

Auditor's responsibility

Our responsibility is to express an opinion on these consolidated financial statements based on our audit. This report is made solely to you, as a body, in accordance with Article 53 of the Macao Financial System Act (Decree-Law No. 32/93/M) and our agreed terms of engagement, and for no other purpose. We do not assume responsibility towards or accept liability to any other person for the contents of this report.

財務訊息披露(根據澳門財務報告準則) Financial Information Disclosure (in Accordance with MFRSs) *(續 Continued)*
獨立核數師報告書 Independent Auditor's Report *(續 Continued)*

我們已根據澳門特別行政區的核數準則和核數實務準則進行審核。該等準則要求我們遵守職業道德規範，計劃並執行審核，以合理確定合併財務報表不存在重大錯誤陳述。

We conducted our audit in accordance with the Auditing Standards and the Technical Standards of Auditing issued by the Macao SAR. Those standards require that we comply with ethical requirements and plan and perform the audit to obtain reasonable assurance about whether the consolidated financial statements are free from material misstatement.

審核涉及執行程式以獲取有關合併財務報表所載金額及披露資料之審核憑證。所選取之程式取決於核數師之判斷，包括評估由於欺詐或錯誤而導致綜合財務報表存在重大錯誤陳述之風險。在評估該等風險時，核數師考慮與該公司編製合併財務報表以作出真實而公平之反映相關之內部監控，以設計適當之審核程式，但並非對公司內部監控之效能發表意見。審核亦包括評價董事所採用之會計政策之合適性及作出之會計估計之合理性，以及評價合併財務報表之整體列報方式。

An audit involves performing procedures to obtain audit evidence about the amounts and disclosures in the consolidated financial statements. The procedures selected depend on the auditor's judgement, including the assessment of the risks of material misstatement of the consolidated financial statements, whether due to fraud or error. In making those risk assessments, the auditor considers internal control relevant to the entity's preparation of the consolidated financial statements that give a true and fair view in order to design audit procedures that are appropriate in the circumstances, but not for the purpose of expressing an opinion on the effectiveness of the entity's internal control. An audit also includes evaluating the appropriateness of accounting policies used and the reasonableness of accounting estimates made by the directors, as well as evaluating the overall presentation of the consolidated financial statements.

我們相信，我們得之審核憑證能充足和適當地為我們之審核意見提供基準。

We believe that the audit evidence we have obtained is sufficient and appropriate to provide a basis for our audit opinion.

財務報表之審計意見

我們認為，該等合併財務報表乃根據澳門法令第32/93/M號金融體系法律制度及澳門會計準則真實而公允地在所有重要方面反映貴集團於二零二零年十二月三十一日之財務狀況及貴集團截至該日止年度內之經營成果及現金流量。

Audit opinion on the financial statements

In our opinion, the consolidated financial statements give a true and fair view of, in all material respects, the state of affairs of the Group as at 31 December 2020 and of the Group's profit and cash flows for the year then ended in accordance with the requirements set out in Decree-Law No. 32/93/M and the Financial Reporting Standards approved by the Administrative Regulation No. 25/2005 issued by the Macao SAR.

楊麗娟，執業會計師
畢馬威會計師事務所

12樓B及C座
澳門財富中心
蘇亞利斯博士大馬路320號
澳門
2021年3月26日

Ieong Lai Kun, CPA
KPMG
Certified Public Accountants

12th Floor, B&C,
Avenida Doutor Mário Soares, No. 320,
Edifício FIT, 12.o andar, Unidade B&C,
Macau
26 March, 2021

財務訊息披露(根據澳門財務報告準則) Financial Information Disclosure (in Accordance with MFRSs) *(續 Continued)*

財務報告 Financial Statements

合併收益表 Consolidated Income Statement 截至二零二零年十二月三十一日止年度 Year ended 31 December 2020

		附註 Note	2020 千澳門元 MOP'000	2019 千澳門元 MOP'000
利息收入	**Interest income**		**9,400,254**	10,563,767
利息支出	Interest expense		**(5,378,239)**	(6,848,138)
淨利息收入	**Net interest income**		**4,022,015**	3,715,629
其他營業收入	Other operating income	*4*	**1,168,571**	1,118,750
營業收入	**Operating income**		**5,190,586**	4,834,379
營業費用	Operating expenses	*5*	**(1,123,481)**	(1,134,809)
撥備前利潤	**Operating profit before impairment losses**		**4,067,105**	3,699,570
金融工具減值損失	Charge for impairment losses on financial instruments	*6*	**(1,337,564)**	(274,834)
稅前利潤	**Profit before tax**		**2,729,541**	3,424,736
所得稅	Income tax expense	*7*	**(342,802)**	(417,085)
淨利潤	**Profit for the year**		**2,386,739**	3,007,651
依澳門金融管理局 (AMCM) 監管要求提取額外撥備之結果	**Effect of additional impairment allowance for loans under Authoridade Monetaria de Macau ("AMCM") rules**			
淨利潤	Profit for the year		**2,386,739**	3,007,651
根據 AMCM 規則的準備	Change in provision under AMCM rules		**698,007**	62,559
AMCM 口徑淨利潤	**Result of the year under AMCM rules**		**3,084,746**	3,070,210

由43至110頁是財務報表的附註部分

The notes on pages 43 to 110 form part of these financial statements.

財務訊息披露(根據澳門財務報告準則) Financial Information Disclosure (in Accordance with MFRSs) *(續 Continued)*

財務報告 Financial Statements *(續 Continued)*

收益表 Income Statement 截至二零二零年十二月三十一日止年度 Year ended 31 December 2020

		附註 Note	2020 千澳門元 MOP'000	2019 千澳門元 MOP'000
利息收入	**Interest income**		**9,392,604**	10,557,922
利息支出	Interest expense		**(5,378,758)**	(6,849,259)
淨利息收入	**Net interest income**		**4,013,846**	3,708,663
其他營業收入	Other operating income	4	**1,110,065**	1,070,402
營業收入	**Operating income**		**5,123,911**	4,779,065
營業費用	Operating expenses	5	**(1,101,177)**	(1,117,055)
撥備前利潤	**Operating profit before impairment losses**		**4,022,734**	3,662,010
金融工具減值損失	Charge for impairment losses on financial instruments	6	**(1,337,678)**	(274,675)
稅前利潤	**Profit before tax**		**2,685,056**	3,387,335
所得稅	Income tax expense	7	**(337,319)**	(412,713)
淨利潤	**Profit for the year**		**2,347,737**	2,974,622
依澳門金融管理局(AMCM)監管要求提取額外撥備之結果	**Effect of additional impairment allowance for loans under Authoridade Monetaria de Macau ("AMCM") rules**			
淨利潤	Profit for the year		**2,347,737**	2,974,622
根據AMCM規則的準備	Change in provision under AMCM rules		**698,007**	62,559
AMCM口徑淨利潤	**Result of the year under AMCM rules**		**3,045,744**	3,037,181

由43至110頁是財務報表的附註部分
The notes on pages 43 to 110 form part of these financial statements.

財務訊息披露(根據澳門財務報告準則) Financial Information Disclosure (in Accordance with MFRSs) *(續 Continued)*

財務報告 Financial Statements *(續 Continued)*

合併資產負債表 Consolidated Balance Sheet 二零二零年十二月三十一日 As at 31 December 2020

		附註 Note	2020 千澳門元 MOP'000	2019 千澳門元 MOP'000
資產	**Assets**			
現金及銀行存款	Cash and balances with banks	8	39,894,945	7,464,301
存放貨幣當局準備金	Deposits with monetary authority		4,935,753	4,219,221
拆放同業	Placements with other banks	9	38,958,953	38,009,688
衍生金融資產	Derivative financial assets	23	320,121	1,324,973
客戶貸款和墊款	Loans and advances to customers	10	231,474,647	224,252,719
可供出售類投資	Available-for-sale investments	12	47,416,718	38,153,923
以公允價值計量且其變動計入損益之金融資產	Financial assets at fair value through profit or loss		468,329	181,108
應收款項及其他資產	Receivables and other assets		1,948,149	1,701,031
持有至到期日投資	Held-to-maturity investments	11	39,690,112	36,196,439
物業及設備	Property, plant and equipment	14	275,188	272,303
投資性房地產	Investment property	15	50,973	51,690
應收所得稅	Income tax receivables		66,161	—
總資產	**Total assets**		405,500,049	351,827,396
負債	**Liabilities**			
同業存放	Deposits from banks	16	38,519,636	28,373,794
客戶存款	Deposits from customers	17	258,606,670	226,029,497
衍生金融負債	Derivative financial liabilities	23	488,867	1,321,331
其他負債	Other liabilities		3,279,964	3,002,944
以公允價值計量且其變動計入損益之金融負債	Financial liabilities at fair value through profit or loss		468,195	181,074
發行債券	Debt issued	24	12,133,486	8,565,240
發行存款證	Certificates of deposit issued	25	63,076,456	57,427,505
應繳稅款	Income tax payable		453,374	436,962
遞延所得稅負債	Deferred tax liabilities	18	177,772	203,666
總負債	**Total liabilities**		377,204,420	325,542,013
所有者權益	**Equity**			
股本	Issued share capital	19	588,920	588,920
儲備	Reserves		27,706,709	25,696,463
權益總額	**Total equity**		28,295,629	26,285,383
負債及所有者權益總額	**Total equity and liabilities**		405,500,049	351,827,396

由董事會批准及授權發出
Approved and authorised for issue by the board of directors on 26 March 2021

由43至110頁是財務報表的註解部分。
The notes on pages 43 to 110 form part of these financial statements.

財務訊息披露(根據澳門財務報告準則) Financial Information Disclosure (in Accordance with MFRSs) *(續 Continued)*

財務報告 Financial Statements *(續 Continued)*

資產負債表 Balance Sheet 二零二零年十二月三十一日 As at 31 December 2020

		附註 Note	2020 千澳門元 MOP'000	2019 千澳門元 MOP'000
資產	**Assets**			
現金及銀行存款	Cash and balances with banks	8	39,782,878	7,340,097
存放貨幣當局準備金	Deposits with monetary authority		4,935,753	4,219,221
拆放同業	Placements with other banks	9	38,958,953	38,009,688
衍生金融資產	Derivative financial assets	23	320,121	1,324,973
客戶貸款和墊款	Loans and advances to customers	10	231,474,647	224,252,719
可供出售類投資	Available-for-sale investments	12	47,335,910	38,077,488
以公允價值計量且其變動計入損益之金融資產	Financial assets at fair value through profit or loss		468,329	181,108
應收款項及其他資產	Receivables and other assets		1,987,809	1,765,940
持有至到期日投資	Held-to-maturity investments	11	39,644,947	36,151,847
附屬公司權益	Interests in subsidiaries	13	79,980	79,980
物業及設備	Property, plant and equipment	14	274,898	271,839
應收所得稅	Income tax receivables		66,161	—
總資產	**Total assets**		405,330,386	351,674,900
負債	**Liabilities**			
同業存放	Deposits from banks	16	38,519,636	28,373,794
客戶存款	Deposits from customers	17	258,733,700	226,118,598
衍生金融負債	Derivative financial liabilities	23	488,867	1,321,331
其他負債	Other liabilities		3,221,308	2,961,956
以公允價值計量且其變動計入損益之金融負債	Financial liabilities at fair value through profit or loss		468,195	181,074
已發行債券	Debt issued	24	12,133,486	8,565,240
已發行存款證	Certificates of deposit issued	25	63,076,456	57,427,505
應繳稅款	Income tax payable		447,704	432,446
遞延所得稅負債	Deferred tax liabilities	18	175,862	201,725
總負債	**Total liabilities**		377,265,214	325,583,669
所有者權益	**Equity**			
股本	Issued share capital	19	588,920	588,920
儲備	Reserves		27,476,252	25,502,311
權益總額	**Total equity**		28,065,172	26,091,231
負債及所有者權益總額	**Total equity and liabilities**		405,330,386	351,674,900

由董事會批准及授權發出
Approved and authorised for issue by the board of directors on 26 March 2021

由43至110頁是財務報表的註解部分。
The notes on pages 43 to 110 form part of these financial statements.

財務訊息披露(根據澳門財務報告準則) Financial Information Disclosure (in Accordance with MFRSs) *(續 Continued)*

財務報告 Financial Statements *(續 Continued)*

合併股東權益變動表 Consolidated Statement of Changes in Equity 二零二零年十二月三十一日 For the year ended 31 December 2020

					儲備 Reserves						
		備註 Note	股本 Issued share capital 千澳門元 MOP'000	股本溢價 Share premium 千澳門元 MOP'000	法定準備金 Legal reserve 千澳門元 MOP'000	投資重估準備金 Investment revaluation reserve 千澳門元 MOP'000	現金流量對沖準備金 Cash flow hedge reserve 千澳門元 MOP'000	外匯準備金 Foreign exchange reserve 千澳門元 MOP'000	其他準備金 Other reserves 千澳門元 MOP'000	留存收益 Retained profits 千澳門元 MOP'000	總計 Total 千澳門元 MOP'000
2019年1月1日	**At 1 January 2019**		588,920	5,885,733	616,853	(438,694)	—	1,651	1,680,608	14,572,962	22,908,033
2019年權益變動	**Changes in equity for 2019:**										
本年淨利潤	Profit for the year		—	—	—	—	—	—	—	3,007,651	3,007,651
年度可供出售類投資減值損失扣除所得稅影響	Charge for impairment loss of available-for-sale investment during the year net of the income tax effect		—	—	—	6,764	—	—	—	—	6,764
年度可供出售類投資的公允價值變動，扣除所得稅影響	Change in fair value of available-for-sale investment during the year net of the income tax effect		—	—	—	719,382	—	—	—	—	719,382
年度現金流量對沖的公允價值變動，扣除所得稅影響	Changes in fair value of cash flow hedge during the year net of income tax effect		—	—	—	—	21,822	—	—	—	21,822
留存收益轉為法定準備金	Transfer from retained profits to legal reserve		—	—	3,280	—	—	—	—	(3,280)	—
境外經營匯率結算差額	Exchange difference on translation of foreign operations		—	—	—	—	—	970	—	—	970
股東股息繳付	Dividend paid to shareholders	*19*	—	—	—	—	—	—	—	(379,239)	(379,239)
根據AMCM規則的準備*(註)*	Change in provision under AMCM Rules *(note)*		—	—	—	—	—	—	(62,559)	62,559	—
2019年12月31日	**At 31 December 2019**		588,920	5,885,733	620,133	287,452	21,822	2,621	1,618,049	17,260,653	26,285,383
2020年1月1日	At 1 January 2020		588,920	5,885,733	620,133	287,452	21,822	2,621	1,618,049	17,260,653	26,285,383
2020年權益變動	**Changes in equity for 2020:**										
本年淨利潤	Profit for the year		—	—	—	—	—	—	—	2,386,739	2,386,739
年度可供出售類投資減值損失扣除所得稅影響	Charge for impairment loss of available-for-sale investment during the year net of the income tax effect		—	—	—	(11,297)	—	—	—	—	(11,297)
年度可供出售類投資的公允價值變動，扣除所得稅影響	Change in fair value of available-for-sale investment during the year net of the income tax effect		—	—	—	107,799	—	—	—	—	107,799
年度現金流量對沖的公允價值變動，扣除所得稅影響	Changes in fair value of cash flow hedge during the year net of income tax effect		—	—	—	—	(22,711)	—	—	—	(22,711)
留存收益轉為法定準備金	Transfer from retained profits to legal reserve		—	—	4,270	—	—	—	—	(4,270)	—
境外經營匯率結算差額	Exchange difference on translation of foreign operations		—	—	—	—	—	(4,091)	—	—	(4,091)
股東股息繳付	Dividend paid to shareholders	*19*	—	—	—	—	—	—	—	(446,193)	(446,193)
根據AMCM規則的準備*(註)*	Change in provision under AMCM Rules *(note)*		—	—	—	—	—	—	(698,007)	698,007	—
2020年12月31日	**At 31 December 2020**		588,920	5,885,733	624,403	383,954	(889)	(1,470)	920,042	19,894,936	28,295,629

財務訊息披露(根據澳門財務報告準則) Financial Information Disclosure (in Accordance with MFRSs) *(續 Continued)*

財務報告 Financial Statements *(續 Continued)*

合併股東權益變動表 Consolidated Statement of Changes in Equity 二零二零年十二月三十一日 For the year ended 31 December 2020

註：

本集團按照澳門金融管理局的規定，從留存收益中提取其他儲備金，保持本集團第一、二階段的減值準備高於客戶貸款和墊款及財務保函合約之減值準備金餘額，並符合附註2.3(i)描述的會計政策規定的水準。於二零二零年十二月三十一日，含遞延稅款之其他準備金為903,064,800澳門元(二零一九年：1,601,072,000澳門元)，根據澳門金融管理局規定乃不可分配。

Note :

The Group complies with AMCM requirement to maintain impairment allowance in excess of the Group's stage 1 and 2 impairment allowance of loans and advances to customers and financial guarantee contracts (2019: the Group's stage 1 and 2 impairment allowance) estimated in accordance with the accounting policy as described in note 2.3(i) through the appropriation of retained profits to other reserves. As at 31 December 2020, an amount of MOP903,064,800 (2019: MOP1,601,072,000) net of deferred tax was included in other reserves which is not distributable under AMCM's requirement.

由43至110頁是財務報表的註解部分。

The notes on pages 43 to 110 form part of these financial statements.

財務訊息披露(根據澳門財務報告準則) Financial Information Disclosure (in Accordance with MFRSs) *(續 Continued)*

財務報告 Financial Statements *(續 Continued)*

股東權益變動表 Statement of Changes in Equity 二零二零年十二月三十一日 For the year ended 31 December 2020

					儲備 Reserves						
			股本 Issued share capital	股本溢價 Share premium	法定準備金 Legal reserve	投資重估準備金 Investment revaluation reserve	現金流量對沖準備金 Cash flow hedge reserve	外匯準備金 Foreign exchange reserve	其他準備金 Other reserves	留存收益 Retained profits	總計 Total
		備註 Note	千澳門元 MOP'000	千澳門元 MOP'000	千澳門元 MOP'000	千澳門元 MOP'000	千澳門元 MOP'000	千澳門元 MOP'000	千澳門元 MOP'000	千澳門元 MOP'000	千澳門元 MOP'000
2019年1月1日	**At 1 January 2019**		588,920	5,885,733	588,920	(438,694)	—	1,651	1,680,608	14,439,448	22,746,586
2019年權益變動	**Changes in equity for 2019:**										
本年淨利潤	Profit for the year		—	—	—	—	—	—	—	2,974,622	2,974,622
年度可供出售類投資減值損失扣除所得稅影響	Change for impairment loss of available-for-sale investment during the year net of the income tax effect		—	—	—	6,650	—	—	—	—	6,650
年度可供投資的公允價值變動，扣除所得稅影響	Change in fair value of investment during the year net of the income tax effect		—	—	—	719,820	—	—	—	—	719,820
年度現金流量對沖的公允價值變動，扣除所得稅影響	Changes in fair value of cash flow hedge during the year net of income tax effect		—	—	—	—	21,822	—	—	—	21,822
境外經營匯率結算差額	Exchange difference on translation of foreign operations		—	—	—	—	—	970	—	—	970
股東股息繳付	Dividend paid to shareholders	*19*	—	—	—	—	—	—	—	(379,239)	(379,239)
根據AMCM規則的準備*(註1)*	Change in provision under AMCM Rules *(note 1)*		—	—	—	—	—	—	(62,559)	62,559	—
2019年12月31日	**At 31 December 2019**		588,920	5,885,733	588,920	287,776	21,822	2,621	1,618,049	17,097,390	26,091,231
2020年1月1日	At 1 January 2020		588,920	5,885,733	588,920	287,776	21,822	2,621	1,618,049	17,097,390	26,091,231
2020年權益變動	**Changes in equity for 2020:**										
本年淨利潤	Profit for the year		—	—	—	—	—	—	—	2,347,737	2,347,737
年度可供出售類投資減值損失扣除所得稅影響	Change for impairment loss of available-for-sale investment during the year net of the income tax effect		—	—	—	(11,208)	—	—	—	—	(11,208)
年度可供投資的公允價值變動，扣除所得稅影響	Change in fair value of investment during the year net of the income tax effect		—	—	—	110,407	—	—	—	—	110,407
年度現金流量對沖的公允價值變動，扣除所得稅影響	Changes in fair value of cash flow hedge during the year net of income tax effect		—	—	—	—	(22,711)	—	—	—	(22,711)
境外經營匯率結算差額	Exchange difference on translation of foreign operations		—	—	—	—	—	(4,091)	—	—	(4,091)
股東股息繳付	Dividend paid to shareholders		—	—	—	—	—	—	—	(446,193)	(446,193)
根據AMCM規則的準備*(註)*	Change in provision under AMCM Rules *(note)*		—	—	—	—	—	—	(698,007)	698,007	—
2020年12月31日	**At 31 December 2020**		588,920	5,885,733	588,920	386,975	(889)	(1,470)	920,042	19,696,941	28,065,172

財務訊息披露(根據澳門財務報告準則) Financial Information Disclosure (in Accordance with MFRSs) *(續 Continued)*

財務報告 Financial Statements *(續 Continued)*

股東權益變動表 Statement of Changes in Equity 二零二零年十二月三十一日 For the year ended 31 December 2020

註：

本行按照澳門金融管理局的規定，從留存收益中提取其他儲備金，保持本行第一、二階段的減值準備高於客戶貸款和墊款及財務保函合約之減值準備金餘額，並符合附註2.3(i)描述的會計政策規定的水準。於二零二零年十二月三十一日，含遞延稅款之其他準備金為903,064,800澳門元(二零一九年：1,601,072,000澳門元)，根據澳門金融管理局規定乃不可分配。

Note :

The Bank complies with AMCM requirement to maintain impairment allowance in excess of the Bank's stage 1 and 2 impairment allowance of loans and advances to customers and financial guarantee contracts (2019: the Bank's stage 1 and 2 impairment allowance) estimated in accordance with the accounting policy as described in note 2.3(i) through the appropriation of retained profits to other reserves. As at 31 December 2020, an amount of MOP903,064,800 (2019: MOP1,601,072,000) net of deferred tax was included in other reserves which is not distributable under AMCM's requirement.

由43至110頁是財務報表的註解部分。

The notes on pages 43 to 110 form part of these financial statements.

財務訊息披露(根據澳門財務報告準則) Financial Information Disclosure (in Accordance with MFRSs) *(續 Continued)*

財務報告 Financial Statements *(續 Continued)*

合併現金流量表 Consolidated Cash Flow Statement 截至二零二零年十二月三十一日止年度 For the year ended 31 December 2020

		附註 Note	**2020 千澳門元 MOP'000**	2019 千澳門元 MOP'000
經營活動產生的現金流	**Cash flows from operating activities**			
稅前利潤	Profit before tax		**2,729,541**	3,424,736
調整:	Adjustments for:			
折舊	Depreciation	5	**53,936**	56,002
可供出售類投資產生的股息收入	Dividend income from available-for-sale investments	4	**(5,191)**	(2,624)
處置物業及設備損失	Losses on disposal of property, plant and equipment	4	**383**	121
可供出售類投資之折讓或溢價之攤銷	Amortisation of discount and premium of available-for-sale investments		**(828,666)**	62,162
持至到期投資之折讓或溢價之攤銷	Amortisation of discount and premium of held-to-maturity investments		**(276,104)**	178,577
發行存款證折價攤銷	Amortisation of discount of certificate of deposits issued		**328,018**	(266,321)
發行債券折價攤銷	Amortisation of discount of debts issued		**(23,969)**	(38,008)
可供出售類投資收益淨值	Net gains from disposal of available-for-sale investments	4	**(130,593)**	(21,490)
以公允價值計量且其變動計入損益之金融資產和負債收益	Net gains from financial assets and liabilities at fair value through profit or loss		**—**	(34)
金融工具的減值準備	Net impairment losses on financial instruments	6	**1,337,564**	274,834
			3,184,919	3,667,955
營運資產的減少/(增加)	Decrease/(increase) in operating assets:			
初始期限超過三個月期的拆放同業增加	Increase in placements with other banks with original maturity longer than three months		**(11,487,842)**	(6,140,077)
客戶貸款和墊款的增加	Increase in loans and advances to customers		**(8,517,601)**	(10,604,777)
應收款項及其他資產增加	Increase in receivables and other assets		**(248,447)**	(289,447)
衍生金融資產減少/(增加)	Decrease/(increase) in derivative financial assets		**979,044**	(1,052,031)
以公允價值計量且其變動計入損益之金融資產增加	Increase in financial assets at fair value through profit or loss		**(277,783)**	(179,458)
營運負債的(減少)/增加	(Decrease)/increase in operating liabilities:			
同業存放增加	Increase in deposits from other banks		**10,145,842**	1,034,275
客戶存款增加	Increase in deposits from customers		**32,577,173**	19,954,851
其他負債增加	Increase in other liabilities		**221,539**	471,392
衍生金融負債(減少)/增加	(Decrease)/increase in derivative financial liabilities		**(832,464)**	1,190,391
以公允價值計量且其變動計入損益之金融負債增加	Increase in financial liabilities at fair value through profit or loss		**277,683**	179,424
經營活動產生的現金流	Cash generated from operations		**26,022,063**	8,232,498
繳付所得稅	Profits tax paid		**(430,048)**	(304,827)
經營活動產生的淨現金流	Net cash flows generated from operating activities		**25,592,015**	7,927,671

財務訊息披露(根據澳門財務報告準則) Financial Information Disclosure (in Accordance with MFRSs) *(續 Continued)*

財務報告 Financial Statements *(續 Continued)*

合併現金流量表 Consolidated Cash Flow Statement 截至二零二零年十二月三十一日止年度 For the year ended 31 December 2020

		附註 Note	2020 千澳門元 MOP'000	2019 千澳門元 MOP'000
投資活動產生的現金流	**Cash flows from investing activities**			
可供出售類投資產生股息收入	Dividend income from available-for-sale investments	4	5,191	2,624
購買可供出售類投資	Purchases of available-for-sale investments		(34,117,736)	(17,412,849)
可供出售類投資收回利得	Proceeds from redemption of available-for-sale investments		25,932,607	8,930,637
購買持有至到期日投資	Purchases of held-to-maturity investments		(27,566,534)	(30,425,197)
持有至到期日投資收回利得	Proceeds from redemption of held-to-maturity investments		31,005,818	14,535,008
處置物業及設備利得	Proceeds from disposal of property, plant and equipment		6	134
購買物業及設備	Purchases of property, plant and equipment	14	(56,493)	(43,735)
投資活動使用的淨現金流	**Net cash flows used in investing activities**		(4,797,141)	(24,413,378)
籌資活動產生的現金流	**Cash flows from financing activities**			
發行存款證收益	Proceeds from issuance of certificates of deposit		160,398,260	148,480,314
贖回存款證	Redemption of certificates of deposit issued		(155,077,327)	(134,205,743)
發行債券收益	Proceeds from issuance of debts		3,592,215	3,974,915
贖回債券	Redemption of debt issued		—	(3,510,680)
股息繳付	Dividends paid		(446,193)	(379,239)
籌資活動產生的淨現金流	**Net cash flows generated from financing activities**		8,466,955	14,359,567
現金及現金等價物的淨增加／(減少)	Net increase/(decrease) in cash and cash equivalents		29,261,829	(2,126,140)
期初現金及現金等價物	Cash and cash equivalents at 1 January		43,524,929	45,651,069
期末現金及現金等價物	Cash and cash equivalents at 31 December		72,786,758	43,524,929

財務訊息披露(根據澳門財務報告準則) Financial Information Disclosure (in Accordance with MFRSs) *(續 Continued)*

財務報告 Financial Statements *(續 Continued)*

合併現金流量表 Consolidated Cash Flow Statement 截至二零二零年十二月三十一日止年度 For the year ended 31 December 2020

		附註 Note	2020 千澳門元 MOP'000	2019 千澳門元 MOP'000
現金及現金等價物餘額分析	**Analysis of balances of cash and cash equivalents**			
現金及銀行存款	Cash and balances with banks		**39,894,945**	7,464,301
存放貨幣當局存款	Deposits with monetary authority		**4,935,753**	4,219,221
拆放同業	Placements with other banks	*9*	**38,958,953**	38,009,688
持有至到期日之政府債券	Treasury bills classified as held-to-maturity investments	*11*	**8,099,898**	1,447,366
資產負債表中的金額	Amounts shown in the balance sheet		**91,889,549**	51,140,576
原始期限超過三個月的金額	Amounts with an original maturity of beyond three months		**(19,103,186)**	(7,615,486)
現金及現金等值物的減值準備	Impairment allowance provided for components of cash and cash equivalents		**395**	(161)
現金流量表中的現金及現金等值物	Cash and cash equivalents in the cash flow statement		**72,786,758**	43,524,929
經營活動產生的現金流包括：	**Cash flows from operating activities included:**			
利息收入	Interest received		**8,153,145**	10,485,981
利息支出	Interest paid		**6,165,828**	6,407,721

由43至110頁是財務報表的註解部分。

The notes on pages 43 to 110 form part of these financial statements.

財務訊息披露(根據澳門財務報告準則) Financial Information Disclosure (in Accordance with MFRSs) *(續 Continued)*

財務報告 Financial Statements *(續 Continued)*

現金流量表 Cash Flow Statement 截至二零二零年十二月三十一日止年度 For the year ended 31 December 2020

		附註 Note	2020 千澳門元 MOP'000	2019 千澳門元 MOP'000
經營活動產生的現金流	**Cash flows from operating activities**			
稅前利潤	Profit before tax		2,685,056	3,387,335
調整：	Adjustments for:			
折舊	Depreciation	5	53,018	55,066
可供出售類投資產生的股息收入	Dividend income from available-for-sale investments	4	(5,191)	(2,624)
處置物業及設備損失	Losses on disposal of property, plant and equipment	4	383	121
可供出售類投資之折讓或溢價之攤銷	Amortisation of discount and premium of available-for-sale investments		(829,337)	107,827
持至到期投資之折讓或溢價之攤銷	Amortisation of discount and premium of held-to-maturity investments		(276,743)	178,505
發行存款證折價攤銷	Amortisation of discount of certificate of deposits issued		328,018	(266,321)
發行債券折價攤銷	Amortisation of discount of debts issued		(23,969)	(38,008)
可供出售類投資收益淨值	Net gains from disposal of available-for-sale investments	4	(130,593)	(19,937)
以公允價值計量且其變動計入損益之金融資產和負債收益	Net gains from financial assets and liabilities at fair value through profit or loss		—	(34)
金融工具的減值準備	Net impairment losses on financial instruments	6	1,337,678	274,675
			3,138,320	3,676,605
營運資產的減少／(增加)	Decrease/(increase) in operating assets:			
初始期限超過三個月期的拆放同業增加	Increase in placements with other banks with original maturity longer than three months		(11,487,842)	(6,140,077)
客戶貸款和墊款的增加	Increase in loans and advances to customers		(8,517,601)	(10,604,777)
應收款項及其他資產增加	Increase in receivables and other assets		(223,199)	(285,764)
衍生金融資產減少／(增加)	Decrease/(increase) in derivative financial assets		979,044	(1,052,031)
以公允價值計量且其變動計入損益之金融資產增加	Increase in financial assets at fair value through profit or loss		(277,783)	(179,458)
營運負債的(減少)／增加	(Decrease)/increase in operating liabilities:			
同業存放增加	Increase in deposits from other banks		10,145,842	1,034,275
客戶存款增加	Increase in deposits from customers		32,615,102	19,847,870
其他負債增加	Increase in other liabilities		203,885	448,248
衍生金融負債(減少)／增加	(Decrease)/increase in derivative financial liabilities		(832,464)	1,190,391
以公允價值計量且其變動計入損益之金融負債增加	Increase in financial liabilities at fair value through profit or loss		277,683	179,424
經營活動產生的現金流	**Cash generated from operations**		26,020,987	8,114,706
繳付所得稅	Profits tax paid		(426,043)	(302,762)
經營活動產生的淨現金流	**Net cash flows generated from operating activities**		25,594,944	7,811,944

財務訊息披露(根據澳門財務報告準則) Financial Information Disclosure (in Accordance with MFRSs) *(續 Continued)*

財務報告 Financial Statements *(續 Continued)*

現金流量表 Cash Flow Statement 截至二零二零年十二月三十一日止年度 For the year ended 31 December 2020

		附註 Note	2020 千澳門元 MOP'000	2019 千澳門元 MOP'000
投資活動產生的現金流	**Cash flows from investing activities**			
可供出售類投資產生股息收入	Dividend income from available-for-sale investments	4	5,191	2,624
購買可供出售類投資	Purchases of available-for-sale investments		(34,109,729)	(17,293,350)
可供出售類投資收回利得	Proceeds from redemption of available-for-sale investments		25,932,607	8,840,851
購買持有至到期日投資	Purchases of held-to-maturity investments		(27,541,887)	(30,425,197)
持有至到期日投資收回利得	Proceeds from redemption of held-to-maturity investments		30,982,364	14,534,758
處置物業及設備利得	Proceeds from disposal of property, plant and equipment		6	134
購買物業及設備	Purchases of property, plant and equipment	14	(56,466)	(43,712)
投資活動使用的淨現金流	**Net cash flows used in investing activities**		(4,787,914)	(24,383,892)
籌資活動產生的現金流	**Cash flows from financing activities**			
發行存款證收益	Proceeds from issuance of certificates of deposit		160,398,260	148,480,314
贖回存款證	Redemption of certificates of deposit issued		(155,077,327)	(134,205,743)
發行債券收益	Proceeds from issuance of debts		3,592,215	3,974,915
贖回債券	Redemption of debt issued		—	(3,510,680)
股息繳付	Dividends paid		(446,193)	(379,239)
籌資活動產生的淨現金流	**Net cash flows generated from financing activities**		8,466,955	14,359,567
現金及現金等價物的淨增加／(減少)	**Net increase/(decrease) in cash and cash equivalents**		29,273,985	(2,212,381)
期初現金及現金等價物	Cash and cash equivalents at 1 January		43,400,711	45,613,092
期末現金及現金等價物	**Cash and cash equivalents at 31 December**		72,674,696	43,400,711

財務訊息披露(根據澳門財務報告準則) Financial Information Disclosure (in Accordance with MFRSs) *(續 Continued)*

財務報告 Financial Statements *(續 Continued)*

現金流量表 Cash Flow Statement 截至二零二零年十二月三十一日止年度 For the year ended 31 December 2020

		附註 Note	2020 千澳門元 MOP'000	2019 千澳門元 MOP'000
現金及現金等價物餘額分析	**Analysis of balances of cash and cash equivalents**			
現金及銀行存款	Cash and balances with banks		**39,782,878**	7,340,097
存放貨幣當局存款	Deposits with monetary authority		**4,935,753**	4,219,221
拆放同業	Placements with other banks	*9*	**38,958,953**	38,009,688
持有至到期日之政府債券	Treasury bills classified as held-to-maturity investments	*11*	**8,099,898**	1,447,366
資產負債表中的金額	Amounts shown in the balance sheet		**91,777,482**	51,016,372
原始期限超過三個月的金額	Amounts with an original maturity of beyond three months		**(19,103,186)**	(7,615,486)
現金及現金等值物的減值準備	Impairment allowance provided for components of cash and cash equivalents		**400**	(175)
現金流量表中的現金及現金等值物	Cash and cash equivalents in the cash flow statement		**72,674,696**	43,400,711
經營活動產生的現金流包括：	**Cash flows from operating activities included:**			
利息收入	Interest received		**8,143,339**	10,528,169
利息支出	Interest paid		**6,166,402**	6,409,585

由43至110頁是財務報表的註解部分。

The notes on pages 43 to 110 form part of these financial statements.

財務訊息披露(根據澳門財務報告準則) Financial Information Disclosure (in Accordance with MFRSs) *(續 Continued)*

財務報告 Financial Statements *(續 Continued)*

合併財務報告附註 Notes to the Consolidated Financial Statements 二零二零年十二月三十一日 31 December 2020

1. 公司資料

工銀澳門的前身為1972年在澳門取得執業資格的誠興銀行，2008年1月28日，工商銀行取得誠興銀行79.93%的股份，成為最終控股公司。工商銀行在2009，2010和2015年期間進一步增加了對工銀澳門的持股比例。截至2020年12月31日，工商銀行對工銀澳門擁有89.33%的股權比例(2019：89.33%)。

本行現有20間分行、3間附屬公司及1,080員工。銀行及附屬公司(統稱為「本集團」)的業務為在澳門提供銀行、財務及相關服務。本行的註冊辦公地點為澳門新口岸友誼大馬路555號置地廣場工銀(澳門)中心18樓。

1. Corporate information

Industrial and Commercial Bank of China (Macau) Limited (the "Bank") is previously known as Seng Heng Bank Limited ("SHB") which has been operating as a licensed bank in Macau since 1972. On 28 January 2008, 79.93% of the share capital of SHB was acquired by Industrial and Commercial Bank of China Limited ("ICBC") and since then, ICBC became the Bank's ultimate holding company and was renamed as Industrial and Commercial Bank of China (Macau) Limited. ICBC further increased its shareholding of the Bank during the years of 2009, 2010 and 2015. As at 31 December 2020, ICBC maintained 89.33% (2019: 89.33%) shareholding of the Bank.

The Bank has 20 branches, 3 subsidiaries and a work force of 1,080 staff members. The Bank and its subsidiaries (collectively referred to as the "Group") principally engaged in the provision of banking, financial and related services in Macau. The Bank's registered office is 18th Floor, ICBC Tower, Macau Landmark, 555 Avenida da Amizade, Macau.

2.1 財務報表的編制基礎

合規聲明

本合併財務報表按照澳門法令第32/93/M號金融體系法律制度以及澳門特別行政區第25/2005號行政法規所頒佈的《澳門財務報告準則》編製。

2020年3月27日，澳門特別行政區經濟財政司司長批示核准第44/2020號行政法規《財務報告準則》(下稱新《財務報告準則》)。新《財務報告準則》取代了第25/2005號行政法規原《財務報告準則》。新財務報告準則採用國際會計準則委員會於2015年1月1日發佈的國際會計準則，包括自2015年1月1日起生效的準則修訂，涵蓋財務報告概念框架，15項財務報告準則，26項會計準則和21項解釋。

2.1 Basis of preparation

Statement of compliance

The consolidated financial statements have been prepared in accordance with the requirements as set out in Decree-Law No. 32/93/M and the Financial Reporting Standards approved by the Administrative Regulation No. 25/2005 ("FRSs") issued by the Macao Special Administrative Region ("Macao SAR") on 9 December 2005.

On 27 March 2020, the Secretary of Economy and Finance of the Macao SAR issued the Dispatch No. 44/2020, which promulgated a new set of financial reporting standards ("new FRSs"). The new FRSs replaced the suite of FRSs previously promulgated in the Administrative Regulation No. 25/2005 ("FRSs"). The new FRSs adopt the International Accounting Standards Board's authoritative pronouncements as issued at 1 January 2015, including amendments to standards that have an effective date after 1 January 2015, which are comprised of the Conceptual Framework for Financial Reporting, 15 financial reporting standards, 26 accounting standards and 21 interpretations.

根據過渡規定，新財務報告準則自2022年1月1日強制生效。本次財務報表未採用新財務報告準則。

In accordance with the transitional provisions, the new FRSs will be mandatory for the Group's financial statements for annual reporting periods beginning on or after 1 January 2022. These new FRSs have not been adopted in these financial statements.

除可供出售類投資、衍生金融工具、及以公允價值計量且其變動計入損益之金融資產和負債以公允價值計量外，本財務報告採用歷史成本法編製。

These financial statements have been prepared under the historical cost basis, except for the available-for-sale investments, derivative financial instruments, financial assets and financial liabilities at fair value through profit or loss which have been measured at fair value.

除特別註明外，本合併財務報表使用澳門元(MOP)為計量貨幣，所有數值均四捨五入到千元。

These consolidated financial statements are presented in Macau Patacas ("MOP") and all values are rounded to the nearest thousand except when otherwise indicated.

合併報表編制基礎

Basis of consolidation

截至二零二零年十二月三十一日合併財務報告包括本行及子公司(下稱「本集團」)的財務報告。編制合併財務報表時，子公司採用與本行一致的會計年度和會計政策。子公司的財務狀況、經營成果和現金流量由控制開始日起至控制結束日止包含於合併財務報表中在編制合併財務報表時，本集團內部交易及餘額，包括未實現內部交易損益和股利均已抵消。

The consolidated financial statements include the financial statements of the Bank and its subsidiaries for the year ended 31 December 2020. The financial statements of the subsidiaries are prepared for the same reporting period as the Bank, using consistent accounting policies. The results of subsidiaries are consolidated from the date of acquisition, being the date on which the Group obtains control, and continue to be consolidated until the date that such control ceases. All intra-group balances, transactions, unrealised gains and losses resulting from intra-group transactions and dividends are eliminated on consolidation in full.

2.2 會計政策和披露事項變動

2.2 Changes in accounting policy and disclosures

本集團採用會計政策(符合《澳門財務報告準則》)在報告期內無變更。

During the period, the Group did not have any changes in accounting policies under MFRSs.

2.3 重大會計政策概要

(a) 子公司

子公司指由本集團控制的被投資方。控制，是指本集團擁有對被投資方的權力，通過參與被投資方的相關活動而享有可變回報，並且有能力運用對被投資方的權力影響其回報金額。在判斷本集團是否擁有控制權時，僅考慮與被投資方相關的實質性權利(包括本集團自身所享有的及其他方所享有的實質性權利)。

子公司的業績按照已收和應收股利計入本行的收益表。而本行對子公司未分類為持有待售的權益是以成本減除減值損失列賬。

(b) 非金融資產減值

如出現資產減值跡象，或資產有進行減值測試需要的，本行將估計其可收回價值。可收回金額根據資產的公允價值減去處置費用後的淨額與資產的使用價值兩者之間較高者確定(除金融資產和投資性房地產)。本行以單項資產為基礎估計其可收回金額；難以對單項資產的可收回金額進行估計的，以該資產所屬的資產組為基礎確定資產組的可收回金額。

當某項資產的可收回金額低於其賬面金額時，須確認減值虧損。在評估資產的使用價值時，對預計的未來現金流量以稅前折現率進行折現，該折現率應反映當時市場對貨幣時間價值以及資產的特定風險。減值虧損會及時計入當期損益，分類與減值資產一致。

2.3 Summary of significant accounting policies

(a) Subsidiaries

Subsidiaries are entities controlled by the Group. The Group controls an entity when it is exposed or has rights to variable returns from its involvement with the entity and has the ability to affect those returns through its power over the entity. When assessing whether the Group has power, only substantive rights (held by the Group and other parties) are considered.

The results of subsidiaries are included in the Bank's income statement to the extent of dividends received and receivable. The Bank's interests in subsidiaries that are not classified as held for sale are stated at cost less any impairment losses.

(b) Impairment of non-financial assets

Where an indication of impairment exists, or when annual impairment testing for an asset is required (other than financial assets and investment properties), the asset's recoverable amount is estimated. An asset's recoverable amount is the higher of the asset's or cash generating unit's value in use and its fair value less costs to sell, and is determined for an individual asset, unless the asset does not generate cash inflows that are largely independent of those from other assets or groups of assets, in which case the recoverable amount is determined for the cash-generating unit to which the asset belongs.

An impairment loss is recognised only if the carrying amount of an asset exceeds its recoverable amount. In assessing value in use, the estimated future cash flows are discounted to their present value using a pre-tax discount rate that reflects current market assessments of the time value of money and the risks specific to the asset. An impairment loss is charged to the income statement in the period in which it arises in those expense categories consistent with the function of the impaired asset.

在每一個報告期末進行重新評估，以判斷減值跡象是否消失或已減少。如有此跡象，將對可轉回金額作出估計。如前期已確認之資產減值虧損出現上述情況可作轉回，但轉回之金額不得超過該項資產減值確認以前的扣除折舊和攤銷後的賬面金額。該減值損失的轉回金額計入當期損益。除非資產已體現為重估價值，否則轉回減值損失適用於重估資產相關的會計政策。

An assessment is made at the end of each reporting period as to whether there is an indication that previously recognised impairment losses may no longer exist or may have decreased. If such an indication exists, the recoverable amount is estimated. A previously recognised impairment loss of an asset is reversed only if there has been a change in the estimates used to determine the recoverable amount of that asset, but not to an amount higher than the carrying amount that would have been determined (net of any depreciation/amortisation) had no impairment loss been recognised for the asset in prior years. A reversal of such an impairment loss is credited to the income statement in the period in which it arises, unless the asset is carried at a revalued amount, in which case the reversal of impairment loss is accounted for in accordance with the relevant accounting policy for that revalued asset.

(c) 關聯方

(1) 該方是個人或與該個人關係密切的家庭成員，如果該個人：

(i) 對本集團實施控制或共同控制；

(ii) 於本集團有重大影響；或

(iii) 是本集團或分行母公司的關鍵管理層成員。

(2) 任何實體如屬以下情況，即視為本集團之關連方：

(i) 該主體與本集團是同一集團的成員(即每家母公司、附屬子公司及同系附屬公司間相互關聯)；

(c) Related parties

(1) A person, or a close member of that person's family, is related to the Group if that person:

(i) Has control or joint control over the Group;

(ii) Has significant influence over the Group; or

(iii) Is a member of the key management personnel of the Group or the Group's parent.

(2) An entity is related to the Group if any of the following conditions applies:

(i) The entity and the Group are members of the same group (which means that each parent, subsidiary and fellow subsidiary is related to the others);

(ii) 一方是另一方的聯營或合營公司(或是另一方的母公司、子公司或同系附屬子公司的聯營或合營公司)；

(iii) 該主體和本集團是相同第三方的合營公司；

(iv) 一方是第三方的合營公司並且另一方是該第三方的聯營公司；

(v) 該實體為本集團或與本集團有關聯之實體設定退休僱員之福利計劃；

(vi) 該實體受在(1)項中所認定的自然人所控制或共同控制；

(vii) (1)(i)項所述的個人對該主體能夠實施重大影響或(1)(i)項所述的個人是該主體(或其母公司)的關鍵管理層成員；

(viii) 該主體或其所在集團的成員為本集團或本集團的母公司提供關鍵管理層成員服務。

關係密切的家庭成員指在處理與實體交易時可影響該自然人或受該自然人影響的家庭成員。

(d) 物業、器材及設備與折舊

物業、器材及設備按成本扣減累積折舊及任何減值虧損列賬。物業、器材及設備的成本包括購買價款以及一切為使該資產達到預定可使用狀態和場所前而產生的直接支出。

(ii) One entity is an associate or joint venture of the other entity (or an associate or joint venture of a member of a group of which the other entity is a member);

(iii) Both entities are joint ventures of the same third party;

(iv) One entity is a joint venture of a third entity and the other entity is an associate of the third entity;

(v) The entity is a post-employment benefit plan for the benefit of employees of either the Group or an entity related to the Group;

(vi) The entity is controlled or jointly controlled by a person identified in (1);

(vii) A person identified in (1)(i) has significant influence over the entity or is a member of the key management personnel of the entity (or of a parent of the entity);

(viii) The entity, or any member of a group of which it is a part, provides key management personnel services to the Group or to the Group's parent.

Close members of the family of a person are those family members who may be expected to influence, or be influenced by, that person in their dealings with the entity.

(d) Property, plant and equipment and depreciation

Property, plant and equipment are stated at cost less accumulated depreciation and any impairment losses. The cost of an item of property, plant and equipment comprises its purchase price and any directly attributable costs of bringing the asset to its working condition and location for its intended use.

物業、器材及設備投入使用後產生的支出，如修理與維護費，一般計入當期損益，重大檢修支出會資本化計入固定資產成本，同時將被替換部分的賬面價值扣除。需定期替換重要部分的物業及設備，本集團會將該部分確認為有特定可使用年限獨立資產進行計提折舊。

Expenditure incurred after items of property, plant and equipment have been put into operation, such as repairs and maintenance, is normally charged to the income statement in the period in which it is incurred. In situations where the recognition criteria are satisfied, the expenditure for a major inspection is capitalised in the carrying amount of the asset as a replacement where significant parts of a property, plant and equipment are required to be replaced at intervals, the Group recognises such parts as individual assets with specific useful lives and depreciates them accordingly.

物業、器材及設備在預計可使用年限內將扣除殘值後的原值按直線法計提折舊，各類物業和設備的預計使用年限列示如下：

Depreciation is calculated on a straight-line basis to write off the cost of each item of property, plant and equipment to its residual value over its estimated useful life. The principal annual rates used for this purpose are as follows:

— 永久業權土地	不折舊
— 融資性租賃的土地及樓宇	租期或50年，兩者中取較短之期限
— 傢俬及裝置	1至10年
— 車輛及設備	4至10年

— Freehold land	Not depreciated
— Leasehold land under finance leases and buildings	Over the shorter of the lease terms and 50 years
— Furniture and fixtures	1 to 10 years
— Motor vehicles and equipment	4 to 10 years

如果組成某項固定資產的主要部分有不同的使用年限，其成本以合理的基礎在不同組成部分中分攤，每一組成部分分別計提折舊。殘值、可使用年期及折舊方法將於每一財政年度檢討並在有需要時作適當調整。

Where parts of an item of property, plant and equipment have different useful lives, the cost of that item is allocated on a reasonable basis among the parts and each part is depreciated separately. Residual values, useful lives and the depreciation method are reviewed, and adjusted if appropriate, at least at each financial year end.

當一項固定資產被處置、或其繼續使用或處置預計不會對本公司產生未來經濟利益，則對該固定資產進行終止確認。對於資產終止確認所產生的損益(處置淨收入與賬面值之差額)計入終止確認當期的利潤表中。

An item of property, plant and equipment including any significant part initially recognised is derecognised upon disposal or when no future economic benefits are expected from its use or disposal. Any gain or loss on disposal or retirement recognised in the income statement in the year the asset is derecognised is the difference between the net sales proceeds and the carrying amount of the relevant asset.

(e) 投資性房地產

投資性房地產指為賺取租金或資本增值，或兩者兼有而持有的土地和樓宇，而非用於生產商品、提供勞務或經營管理而持有的自用房地產。本集團採用成本法計量投資性房地產，以成本扣減累積折舊及減值損失後的餘額列示。投資性房地產在預計可使用年限內將扣除殘值後的原值按直線法計提折舊。投資性房地產預計可使用年限列示如下：

— 融資性租賃和建築物的土地	剩餘租期
— 建築物	按照剩餘租期或50年孰短者計算

當某一投資性房地產被處置或進行終止確認，對於資產終止確認所產生的損益計入終止確認當期的利潤表中。

(e) Investment properties

Investment properties are interests in land and buildings held to earn rental income and/or for capital appreciation, rather than for use in the production or supply of goods or services or for administrative purposes; or for sale in the ordinary course of business. The Group adopted the cost method for its investment property in which the properties are stated at cost less accumulated depreciation and any impairment losses. Depreciation is calculated on a straight-line basis to write off the cost of each investment property to its residual value over its estimated useful life. The principal annual rates used for this purpose are as follows:

— Leasehold land under finance leases	Over the lease terms
— Buildings	Over the shorter of the lease terms and 50 years

Any gains or losses on the retirement or disposal of an investment property are recognised in the income statement in the year of the retirement or disposal.

(f) 租賃

本集團租賃分為融資租賃和經營租賃。融資租賃是指無論所有權是否轉移但實質上轉移了與租賃資產所有權相關的全部風險和報酬的租賃。在租賃期開始日，租賃資產成本按最低租金的現值進行初始計量。融資租賃計入物業及設備，在租賃期或預計可使用年限兩者孰短的期間內計提折舊。租賃的融資成本按照固定的週期性利率計算，並計入當期損益。

(f) Leases

Leases that transfer substantially all the rewards and risks of ownership of assets to the Group, other than legal title, are accounted for as finance leases. At the inception of a finance lease, the cost of the leased asset is capitalised at the present value of the minimum lease payments and recorded together with the obligation, excluding the interest element, to reflect the purchase and financing. Assets held under capitalised finance leases, including prepaid land lease payments under finance leases, are included in property, plant and equipment, and depreciated over the shorter of the lease terms and the estimated useful lives of the assets. The finance costs of such leases are charged to the income statement so as to provide a constant periodic rate of charge over the lease terms.

經營租賃是指出租人仍然保留租賃資產絕大部分報酬與風險的租賃。本集團作為出租人時，將經營租賃資產計入非流動性資產，將應收租金，於租賃期內按直線法分期計入當期損益。本集團作為承租人時，將應付租金(扣除已享受的租賃激勵相關金額)，於租賃期內按直線法分期計入損益。

Leases where substantially all the rewards and risks of ownership of assets remain with the lessor are accounted for as operating leases. Where the Group is the lessor, assets leased by the Group under operating leases are included in non-current assets, and rentals receivable under the operating leases are credited to the income statement on the straight-line basis over the lease terms. Where the Group is the lessee, rentals payable under operating leases net of any incentives received from the lessor are charged to the income statement on the straight-line basis over the lease terms.

(g) 投資及其他金融資產

(i) 初始確認及計量

金融資產於初始確認時分為以公允價值計量且其變動計入損益之金融資產、貸款及應收賬項、持有至到期日投資及可供出售類投資(按適用情況而定)。金融資產於初始期按公允價值計量。對於以公允價值計量且其變動計入損益之金融資產，相關交易費用直接計入當期損益，其他類別的金融資產相關直接交易費用計入其初始確認金額。

所有以正常方式買賣之金融資產均於交易日(即本集團承諾購買或出售該資產之當日)確認。正常方式買賣指按照市場規定或慣例在期間內交付資產的金融資產買賣。

(g) Investments and other financial assets

(i) Initial recognition and measurement

Financial assets are classified as financial assets at fair value through profit or loss, loans and receivables, held-to-maturity investments, and available-for-sale investments, as appropriate. The Group determines the classification of its financial assets at initial recognition. Financial assets are measured initially at fair value, which normally will be equal to the transaction price plus, in case of a financial asset not held at fair value through profit or loss, transaction costs that are directly attributable to the acquisition of the financial asset. Transaction costs on financial assets at fair value through profit or loss are expensed immediately.

All regular way purchases and sales of financial assets are recognised on the trade date, that is, the date that the Group commits to purchase or sell the asset. Regular way purchases or sales are purchases or sales of financial assets that require delivery of assets within the period generally established by regulation or convention in the marketplace.

(ii) 後續計量

金融資產按分類進行後續計量：

以公允價值計量且其變動計入損益之金融資產

以公允價值計量且其變動計入損益之金融資產包括交易類金融資產及指定以公允價值計量其變動計入損益之金融資產。分類為交易類金融資產是以短期賣出為目的取得的金融資產。除以對沖為目的的衍生工具外，嵌入式衍生工具亦分類為交易類金融資產。

以公允價值計量且其變動計入損益之金融資產按公允價值於資產負債表入賬，而其公允價值變動則於損益表確認為其他營業收入。該等公允價值變動淨額並不包括此等金融資產之任何股利或利息收入，此等股利或利息乃根據附註2.3(r)所載之會計政策確認。

在滿足一定條件下，初始確認時將金融資產分類為以公允價值計量且其變動計入損益之金融資產。

(ii) Subsequent measurement

The subsequent measurement of financial assets depends on their classification as follows:

Financial assets at fair value through profit or loss

Financial assets at fair value through profit or loss include financial assets held for trading and financial assets designated upon initial recognition as fair value through profit or loss. Financial assets are classified as held for trading if they are acquired for the purpose of sale in the near term. Derivatives, including separated embedded derivatives, are also classified as held for trading unless they are designated as effective hedging instruments.

Financial assets at fair value through profit or loss are carried in the balance sheet at fair value with changes in fair value presented as other operating income in the income statement. These net fair value changes do not include any dividends or interest earned on these financial assets, which are recognised in accordance with the accounting policies set out in note 2.3(r).

Financial assets designated upon initial recognition at fair value through profit or loss are designated at the date of initial recognition and only if the criteria are satisfied.

本集團分類以公允價值計量且其變動計入損益的交易類金融資產的判斷標準是評估其持有目的是否為短期內出售。如在少數情況下，本集團因市場不活躍及管理層於可見未來之意向出現重大變動而無法出售該等金融資產，選擇重新分類該等金融資產。以公允價值計量且其變動計入損益之資產會視乎性質而重新分類為貸款及應收賬項、可出售金融資產或持有至到期日投資。此種評估不會影響任何以公允價值認定的金融資產，因為這些金融工具在初次認定后不能再進行重新分類。

The Group evaluates its financial assets classified held for trading to assess whether the intention to sell in the near term is still appropriate. When, in rare circumstances, the Group is unable to trade these financial assets due to inactive markets and management's intention to sell in the foreseeable future significantly changes, the Group may elect to reclassify them. The reclassification from financial assets at fair value through profit or loss to loans and receivables, available-for-sale assets or held-to-maturity investments depends on the nature of the assets. This evaluation does not apply to any financial assets designated at fair value through profit or loss using the fair value option at designation, as these instruments cannot be reclassified after initial recognition.

若嵌入式衍生工具之經濟特性及風險與主合約並無密切關係，而主合約不屬交易類或指定以公允價值計量且其變動計入損益之金融資產，則仍須以公允價值入賬作獨立衍生工具。該等嵌入式衍生工具按公允價值計量，而公允價值變動則於收益表確認。

Derivatives embedded in host contracts are accounted for as separate derivatives and recorded at fair value if their economic characteristics and risks are not closely related to those of the host contracts and the host contracts are not held for trading or designated at fair value through profit or loss. These embedded derivatives are measured at fair value with changes in fair value recognised in the income statement.

貸款及應收賬項

貸款及應收賬項為具有固定或可確定的現金流，但在活躍市場中並無報價之非衍生金融資產。於初始確認後，該資產按攤餘成本減去減值損失後列示。獲得此類資產所產生的任何折價或溢價(包括構成實際利率主要部分之費用或成本)以實際利率法在存續期內通過損益表進行攤銷。按實際利率計算的攤銷金額作為利息收入計入損益表中。減值所產生之虧損於損益表中確認。

Loans and receivables

Loans and receivables are non-derivative financial assets with fixed or determinable payments that are not quoted in an active market. After initial measurement, such assets are subsequently measured at amortised cost using the effective interest rate method less any allowance for impairment. Amortised cost is calculated by taking into account any discount or premium on acquisition and includes fees or costs that are an integral part of the effective interest rate. The effective interest rate amortisation is included in interest income in the income statement. The loss arising from impairment is recognised in the income statement.

持有至到期日投資

有關付款為固定或可予確定及有固定到期日之非衍生金融資產，如本集團有積極意願及有能力持有至到期日，則歸類為持有至到期日投資。持有至到期日投資按攤餘成本減去減值損失後列示。購買此類投資所產生的任何折價或溢價(包括構成實際利率主要部分之費用或成本)以實際利率法在購入日至到期日期間在損益表內攤銷。按實際利率計算的攤銷金額作為利息收入記入損益表中。減值所產生之虧損於損益表中確認。

Held-to-maturity investments

Non-derivative financial assets with fixed or determinable payments and fixed maturity are classified as held-to-maturity investments when the Group has the positive intention and ability to hold the financial assets to maturity. Held-to-maturity investments are subsequently measured at amortised cost using the effective interest rate method less any allowance for impairment. Amortised cost is calculated by taking into account any discount or premium on acquisition and includes fees or costs that are an integral part of the effective interest rate. The effective interest rate amortisation is included in interest income in the income statement. The loss arising from impairment is recognised in the income statement.

可供出售類投資

可供出售類投資是上市或非上市的權益類投資以及債券等非衍生金融資產。可供出售類投資是指交易類投資和指定以公允價值計量且其變動計入損益類投資以外的其他權益類投資。可供出售類投資對資產持有限期不確定，並可能視乎流動性需要或因應市場情況變動而出售。

在初始確認後，可供出售類金融資產按公允價值進行後續計量，公允價值變動將計入可供出售類投資重估儲備。終止確認或減值時，其累計收益或虧損會於從重估儲備中重新分類為損益。可供出售類資產的利息和股息收入按照附註2.3(r)中所載之會計政策於損益表中確認利息收益。

如果非上市權益類投資的公允價值因(a)該投資在合理評估其公允價值時存有較大的可變性因素或(b)可能存在各種估計均未能合理評估導致公允價值不能被可靠計量，則該資產按成本減去減值虧損後列示。

Available-for-sale investments

Available-for-sale investments are non-derivative financial assets in listed and unlisted equity investments and debt securities. Equity investments classified as available-for-sale are those which are neither classified as held for trading nor designated at fair value through profit or loss. Debt securities in this category are those which are intended to be held for an indefinite period of time and which may be sold in response to needs for liquidity or in response to changes in market conditions.

After initial recognition, available-for-sale investments are subsequently measured at fair value, with unrealised gains or losses recognised in the available-for-sale investment revaluation reserve until the investment is derecognised, at which time the cumulative gain or loss is recognised in the income statement, or until the investment is determined to be impaired, when the cumulative gain or loss is reclassified from the available-for-sale investment revaluation reserve to the income statement. Interest and dividends earned whilst holding the available-for-sale investments are reported as interest income and dividend income, respectively and are recognised in the income statement in accordance with the accounting policies set out in note 2.3(r).

When the fair value of unlisted equity investments cannot be reliably measured because (a) the variability in the range of reasonable fair value estimates is significant for that investment, or (b) the probabilities of the various estimates within the range cannot be reasonably assessed and used in estimating fair value, such investments are stated at cost less any impairment losses.

(h) 終止確認金融資產

一項金融資產(或一項金融資產之一部分或一組類似金融資產之一部分，如適用)在下列情況下將被終止確認：

— 資產收取現金流量之權利屆滿；或

— 本集團已轉讓資產收取現金流量之權利或有責任根據「轉移」安排在不可延誤情況下向協力第三方全數支付已收取之現金流量；即(a)本集團已轉讓資產之絕大部分風險及報酬，或(b)本集團無轉讓也無保留資產之絕大部分風險及報酬，但已轉讓該資產控制權。

當本集團已轉讓資產收取現金流量的權利或已訂立資產轉移安排，但並無轉讓亦無保留資產之絕大部分風險及報酬，亦無轉讓資產之控制權，則該項金融資產按本集團持續參與的部分為限予以確認。在該情況下，本集團亦確認相關負債。已轉讓的資產權利及相關負債按其反映本集團所保留權利及責任來計量。

如以擔保的方式持續持有已轉讓的資產，則按該資產之原賬面金額或本集團可能須支付的最高金額較低者計量。

(h) Derecognition of financial assets

A financial asset (or, where applicable, a part of a financial asset or part of a group of similar financial assets) is derecognised when:

— The rights to receive cash flows from the asset have expired; or

— The Group has transferred its rights to receive cash flows from the asset or has assumed an obligation to pay the received cash flows in full without material delay to a third party under a "pass-through" arrangement; and either (a) the Group has transferred substantially all the risks and rewards of the asset, or (b) the Group has neither transferred nor retained substantially all the risks and rewards of the asset, but has transferred control of the asset.

When the Group has transferred its rights to receive cash flows from an asset or has entered into a pass-through arrangement, it evaluates if and to what extent it has retained the risk and rewards of ownership of the asset. When it has neither transferred nor retained substantially all the risks and rewards of the asset nor transferred control of the asset, the asset is recognised to the extent of the Group's continuing involvement in the asset. In that case, the Group also recognises an associated liability. The transferred asset and the associated liability are measured on a basis that reflects the rights and obligations that the Group has retained.

Continuing involvement that takes the form of a guarantee over the transferred asset is measured at the lower of the original carrying amount of the asset and the maximum amount of consideration that the Group could be required to repay.

(i) 金融資產減值

本集團就以下金融工具採用預期信用損失(「ECL」)模型確認減值準備：

— 現金及銀行存款；

— 拆放同業；

— 客戶貸款及墊款；

— 可供出售類債券投資；

— 應收款項及其他資產；

— 持有至到期日投資；

— 財務保函合同；和

— 貸款承諾。

分類為可供出售類投資及衍生金融工具的權益工具不受預期信用損失評估的約束。

預期信用損失計量

預期信用損失，是指在多種經濟情景下預期信用損失的加權平均值。預期信用損失的計算公式：

違約風險暴露 x 違約概率 x 違約損失率

(i) Impairment of financial assets

The Group recognises impairment allowances for expected credit loss ("ECL") model on the following financial instruments:

— Cash and balances with banks;

— Placements with other banks;

— Loans and advances to customers;

— Debt securities classified as available-for-sale investments;

— Receivables and other assets;

— Held-to-maturity investments;

— Financial guarantee contracts; and

— Loan commitments.

Equity instruments classified as available-for-sale investments and derivative financial instruments, are not subject to the ECL assessment.

Measurement of ECL

ECL are a probability-weighted estimate of credit losses under different economic scenarios. They are measured as:

Exposure at Default x Probability of Default x Loss Given Default

財務訊息披露(根據澳門財務報告準則) Financial Information Disclosure (in Accordance with MFRSs) *(續 Continued)*

財務報告 Financial Statements *(續 Continued)*

合併財務報告附註 Notes to the Consolidated Financial Statements *(續 Continued)* 二零二零年十二月三十一日 31 December 2020

本集團採用以下三階段劃分方法計算未來12個月或整個存續期間預期信用損失的減值準備：

階段	描述	減值損失
1.	金融工具信用風險自初始確認後未顯著增加	12個月的預期信用損失
2.	金融工具信用風險自初始確認後顯著增加	整個存續期預期信用損失
3.	存在信用損失的金融工具(客戶貸款和墊款除外)	整個存續期預期信用損失
3.	存在信用損失的客戶貸款和墊款	按照1993年8月27日第18/93-AMCM號通告計算

12個月預期信用損失是在報告日後12個月內金融工具可能發生的違約事件導致的整個存續期信用損失的一部分。整個存續期預期信用損失是指金融工具整個預期存續期間所有可能發生的違約事件導致的預期信用損失。

本集團確認計提12個月的預期信用損失作為減值準備，除非金融工具自初始確認後信用風險出現顯著增加，在這種情況下，需要計提整個存續期的預期信用損失。

The Group measures impairment allowances for 12-month or lifetime ECL using a 3-stage approach as follows:

Stage	Description	Impairment Loss
1.	Credit risk on the financial instrument has not increased significantly since initial recognition	12-month ECL
2.	Credit risk on the financial instrument has increased significantly since initial recognition	Lifetime ECL
3.	Financial instruments (except for loans and advances to customers) that are considered as credit-impaired	Lifetime ECL
3.	Loans and advances to customers that are considered as credit-impaired	Measured in accordance with the notice No. 18/93-AMCM of 27 August 1993

12-month ECL are the portion of ECL that result from default events on a financial instrument that are possible within the 12 months after the reporting date. Life-time ECL are the ECL that result from all possible default events over the expected life of the financial instrument.

The Group recognises a loss allowance equal to 12-month ECL unless there has been a significant increase in credit risk of the financial instrument since initial recognition, in which case the loss allowance is measured at an amount equal to lifetime ECL.

在預期信用損失模型中使用折現因子(考慮調整後到期日和實際利率)計算貨幣的時間價值。

A discount factor considering the adjusted maturity and effective interest rate is used to account for the time value of money in the ECL model.

對貸款承諾而言，本集團提供不可撤銷承諾的日期，即視為評估預期信用損失的初始確認日期。在評估自初始確認貸款承諾後信貸風險是否有顯著增加時，本集團會考慮與貸款承諾相關貸款的違約風險變動情況。

For loan commitments, the date of initial recognition for the purpose of assessing ECL is considered to be the date that the Group becomes a party to the irrevocable commitment. In assessing whether there has been a significant increase in credit risk since initial recognition of a loan commitment, the Group considers changes in the risk of default occurring on the loan to which the loan commitment relates.

重大信用惡化標準(「SCDC」)

Significant credit deterioration criteria ("SCDC")

在評估自初始確認後金融工具的信用風險是否顯著增加時，本集團對報告日評估的金融工具違約風險與初始確認日評估的違約風險進行比較。本集團在信用惡化評估流程中考慮以下標準，並對此劃分為第1階段和第2階段。

In assessing whether the credit risk of a financial instrument (including a loan commitment) has increased significantly since initial recognition, the Group compares the risk of default occurring on the financial instrument assessed at the reporting date with that assessed at the date of initial recognition. The Group considers the following criteria in its credit deterioration assessment processes, which differentiate an account between stage 1 and stage 2.

— 內部或外部評級變化差異分析；

— Notch difference analysis of internal or external rating change;

— 逾期30天(「DPD」)(信用卡逾期60天)；

— Days past due ("DPD") of 30 days (60 DPD for credit card portfolio);

— 貸款分類(貸款組合中特別關注類貸款)；

— Loan classification (for Special Mention loans classified in the loan portfolio);

— 集團範圍內一致性的階段性評估(不適用於零售貸款、信用卡和其他資產組合)。

— Stage consistency assessment for group-wide consistency (not applicable for retail loan, credit card and other assets portfolio).

財務訊息披露(根據澳門財務報告準則) Financial Information Disclosure (in Accordance with MFRSs) *(續 Continued)*

財務報告 Financial Statements *(續 Continued)*

合併財務報告附註 Notes to the Consolidated Financial Statements *(續 Continued)* 二零二零年十二月三十一日 31 December 2020

金融工具違約達到相關標準(第3階段標準)將被歸類為第3階段，包括以下內容：

— 在外部評級中觀察到的違約評級；

— 逾期90天；

— 貸款分類(適用於貸款組合中的次級，可疑和損失貸款)；

— 集團範圍內一致性的階段性評估(不適用於零售貸款，信用卡和其他資產組合)；及

— 不良貸款清單中的風險敞口包括交叉違約情況。

本集團考慮合理和可支持的定量和定性資訊，包括無需付出不當成本或努力即可獲取的歷史經驗資訊和前瞻性資訊。

根據金融工具的性質，在評估信用風險是否顯著增加時，應考慮單項金融工具或金融工具組合。當對金融工具組合進行評估時，金融工具根據共同信用風險特徵進行分類，例如逾期狀態和信用風險評級。

為反映金融工具的信用風險自初始確認後的變化，本集團在每個資產負債表日重新計量預期信用損失，由此形成的損失準備的增加或轉回金額，應當作為減值損失或利得計入當期損益。除可供出售類投資外，其他金融資產的損失準備抵減該金融資產在資產負債表中列示的賬面價值。

Financial instruments with default criteria (stage 3 criteria) will be classified as stage 3 that includes the followings:

— Default ratings observed in external ratings;

— DPD of 90 days;

— Loan classification (for substandard, doubtful and loss classified in the loan portfolio);

— Stage consistency assessment for group-wide consistency (not applicable for retail loan, credit card and other assets portfolio); and

— Exposures in the non-performing loan list including cross default situation.

The Group considers both quantitative and qualitative information that is reasonable and supportable, including historical experience and forward-looking information that is available without undue cost or effort.

Depending on the nature of the financial instruments, the assessment of a significant increase in credit risk is performed on either an individual basis or a collective basis. When the assessment is performed on a collective basis, the financial instruments are grouped based on shared credit risk characteristics, such as past due status and credit risk ratings.

ECL are re-measured at each reporting date to reflect changes in the financial instrument's credit risk since initial recognition. Any change in the ECL amount is recognised as an impairment gain or loss in profit or loss. The Group recognises an impairment gain or loss for all financial instruments with a corresponding adjustment to their carrying amount through a loss allowance account, except for available-for-sale investments, for which the loss allowance is accumulated in the fair value reserve.

在合併資產負債表和資產負債表中列示預期信用損失的減值準備金。

預期信用損失的減值準備金在資產負債表中列示如下：

— 分類為可供出售類投資的債務證券以外的金融資產：作為總賬面金額的扣除；

— 貸款承諾和財務保函合同：作為準備金；及

— 分類為可供出售類投資的債務證券：資產負債表中並沒有確認損失準備，這些資產的賬面金額為公允價值。然而，損失準備在權益變動表中的相應公允價值儲備中披露確認。

Presentation of allowance for ECL in the consolidated and the Bank's balance sheet.

Loss allowances for ECL are presented in the balance sheet as follows:

— Financial assets except for debt securities classified as available-for-sale investments: as a deduction from the gross carrying amount;

— Loan commitments and financial guarantee contracts: generally, as a provision; and

— Debt securities classified as available-for-sale investments: no loss allowance is recognized in the balance sheet as the carrying amount of these assets is their fair value. However, the loss allowance is disclosed and is recognized in the respective fair value reserve in statement of changes in equity.

(j) 金融負債

(i) 初始確認及計量

金融負債分類為以公允價值計量且其變動計入損益之金融負債和其他金融負債，視適用情況而定。本集團於初始確認時釐定金融負債之分類。

金融負債於初始確認時以公允價值確認，相關交易費用計入初始確認金額。

本集團金融負債包括銀行和客戶存款、其他負債、衍生金融工具、已發行債務證券和存款證以及生息借貸。

(j) Financial liabilities

(i) Initial recognition and measurement

Financial liabilities are classified as financial liabilities at fair value through profit or loss and other financial liabilities, as appropriate. The Group determines the classification of its financial liabilities at initial recognition.

All financial liabilities are recognised initially at fair value and, in the case of other financial liabilities, directly attributable transaction costs.

The Group's financial liabilities include deposits from banks and customers, other liabilities, derivative financial instruments and debts and certificates of deposit issued.

(ii) 後續計量

金融負債按以下分類計量：

以公允價值計量且其變動計入損益之金融負債

以公允價值計量且其變動計入損益之金融負債包括以交易為目的持有的金融負債。

金融負債如以短期交易為目的而獲得，則分類為交易類金融負債。此類別包括本集團以對沖為目的的衍生金融工具。除以對沖為目的的衍生工具外，嵌入式衍生工具亦分類為交易類金融負債。交易類金融負債之盈虧在損益表中確認。於損益表確認之公允價值變動不包括利息支出。

只有在滿足上述條件下，初始確認時將金融負債分類為以公允價值計量且其變動計入損益之金融負債。

其他金融負債

於初始確認後，其他金融負債按實際利率法計算攤餘成本作後續計量，若折現值並無重大影響，則按成本入賬。盈虧於終止確認負債時於損益表確認。

(ii) Subsequent measurement

The subsequent measurement of financial liabilities depends on their classification as follows:

Financial liabilities at fair value through profit or loss

Financial liabilities at fair value through profit or loss include financial liabilities held for trading.

Financial liabilities are classified as held for trading if they are acquired for the purpose of selling in the near term. This category includes derivative financial instruments entered into by the Group that are not designated as hedging instruments in hedge relationships. Separated embedded derivatives are also classified as held for trading unless they are designated as effective hedging instruments. Gains or losses on liabilities held for trading are recognised in the income statement. The net fair value gain or loss recognised in the income statement does not include any interest charged on these financial liabilities.

Financial liabilities designated upon initial recognition at fair value through profit or loss are designated at the date of initial recognition and only if the criteria are satisfied.

Other financial liabilities

After initial recognition, other financial liabilities are subsequently measured at amortised cost, using the effective interest rate method unless the effect of discounting would be immaterial, in which case they are stated at cost. Gains and losses are recognised in the income statement when the liabilities are derecognised.

攤餘成本計量須考慮取得時之折價或溢價，以及構成實際利率組成部分之費用或成本。按實際利率攤銷額計入損益表中的利息支出。

Amortised cost is calculated by taking into account any discount or premium on acquisition and include fees or costs that are an integral part of the effective interest rate. The effective interest rate amortisation is included in interest expenses in the income statement.

(k) 終止確認金融負債

當負債之責任被解除、取消或屆滿，則終止確認金融負債。

如現有金融負債被來自同一貸款人以具有不同條款的其他金融負債取代，或現有負債之條款被作出實質性的修訂，則該項交換或修訂被當作終止確認原負債及確認新負債處理，賬面金額之差額於損益表確認。

(k) Derecognition of financial liabilities

A financial liability is derecognised when the obligation under the liability is discharged, cancelled, or expires.

When an existing financial liability is replaced by another from the same lender on substantially different terms, or the terms of an existing liability are substantially modified, such an exchange or modification is treated as a derecognition of the original liability and a recognition of a new liability, and the difference between the respective carrying amounts is recognised in the income statement.

(l) 金融工具之公允價值

於活躍市場交易之金融工具之公允價值乃參考市場報價或交易商報價，且不會扣減任何交易成本。就並無活躍市場之金融工具而言，公允價值以適當估值方法釐定。此等方法包括以近期按公平原則進行之市場交易、以大致相同之另一工具之現行市值作參考、折現現金流量分析及其他估值模型。

(l) Fair value of financial instruments

The fair value of financial instruments that are traded in active markets is determined with reference to quoted market prices or dealer price quotations, without any deduction for transaction costs. For financial instruments where there is no active market, the fair value is determined using appropriate valuation techniques. Such techniques include using recent arm's length market transactions; reference to the current market value of another instrument which is substantially the same; a discounted cash flow analysis; and other valuation models.

(m) 衍生金融工具

初始確認及後續計量

本集團採用衍生金融工具如遠期貨幣合約及利率掉期以對沖匯率及利率風險。衍生金融工具以衍生交易合同簽訂當日的公允價值進行初始確認，並以公允價值進行後續計量。當公允價值為正值時，衍生金融工具將被列為資產；當公允價值為負值時，則被列為負債。

衍生工具公允價值變動直接計入損益表。除非該衍生工具符合對沖會計的條件(附註2.3(n))，在這種情況下，任可由此產生的損益確認取決於被對沖項目的性質。

遠期貨幣合約之公允價值參考到期概況相近之合約的當前遠期匯率計算。利率掉期合約之公允價值乃參考同類工具之市值釐定。

(m) Derivative financial instruments

Initial recognition and subsequent measurement

The Group uses derivative financial instruments, such as forward currency contracts and interest rate swaps, to hedge its foreign currency risk and interest rate risk, respectively. Such derivative financial instruments are initially recognised at fair value on the date on which a derivative contract is entered into and are subsequently remeasured at fair value. Derivatives are carried as assets when the fair value is positive and as liabilities when the fair value is negative.

Any gains or losses arising from changes in fair value of derivatives are taken directly to the income statement, except where the derivatives are qualified for hedge accounting (note 2.3(n)), in which case recognition of any resultant gain or loss depends on the nature of the item being hedged.

The fair value of forward currency contracts is calculated by reference to current forward exchange rates for contracts with similar maturity profiles. The fair value of interest rate swap contracts is determined with reference to market values for similar instruments.

(n) 套期會計

在初始指定套期關係時，本集團指定相關的套期工具和被套期項目，並有正式的文件記錄套期工具、相關被套期項目。記錄內容包括風險管理目標、風險管理策略和套期工具。本集團會持續地對這些套期關係的有效性進行評估。

(n) Hedge accounting

The Group designates certain derivatives as well as certain non-derivatives financial instruments as hedging instruments in qualifying hedging relationships. On initial designation of the hedge, the Group formally documents the relationship between the hedging instrument(s) and hedged item(s), including the risk management objective and strategy in undertaking the hedge, together with the method that will be used to assess the effectiveness of the hedging relationship. The Group makes a forward-looking assessment for the hedging effectiveness, both on inception of the hedging relationship and on an ongoing basis.

公允價值套期

當已確認資產或負債或未確認的確定承諾被指定為套期項目，則該項目因所規避的風險引起的公允價值累計後續變動，應確認為一項資產或負債，相關的利得或損失計入當期損益。套期工具的公允價值變動也計入當期損益。若該項目原以攤餘成本計量，則採用套期會計對其賬面價值作出相應調整。

當套期關係不在滿足套期會計運用標準，包括套期工具已到期、售出、終止或被行使，本集團將終止使用公允價值套期會計。

對於採用實際利率法的套期項目，在終止套期會計前進行的任何調整均應計入損益，作為該項目在其剩餘期限內重新計算實際利率的一部分。

於套期停止時，對先前使用實際利率法的套期金融工具進行的任何套期調整，通過使用實際利率法，從開始攤銷之日起調整被套期項目的實際利率攤銷計入損益。若套期項目被終止確認時，則該項目之調整計入當期損益中。

Fair value hedges

When a derivative is designated as the hedging instrument in a hedge of the change in fair value of a recognised asset or liability or a firm commitment that could affect profit or loss, changes in the fair value of the derivative are recognised immediately in profit or loss. The change in fair value of the hedged item attributable to the hedged risk is recognised in profit or loss. If the hedged item would otherwise be measured at cost or amortised cost, then its carrying amount is adjusted accordingly.

If the hedging derivative expires or is sold, terminated or exercised, or the hedge no longer meets the criteria for fair value hedge accounting, or the hedge designation is revoked, then hedge accounting is discontinued prospectively.

Any adjustment up to the point of discontinuation to a hedged item for which the effective interest method is used is amortised to profit or loss as part of the recalculated effective interest rate of the item over its remaining life.

On hedge discontinuation, any hedging adjustment made previously to a hedged financial instrument for which the effective interest method is used is amortised to profit or loss by adjusting the effective interest rate of the hedged item from the date on which amortisation begins. If the hedged item is derecognised, then the adjustment is recognised immediately in profit or loss when the item is derecognised.

現金流量套期

現金流量套期，是指對現金流量變動風險進行的套期。該類現金流量變動源於與已確認資產或負債、很可能發生的逾期交易有關的某類特定風險，且將影響本集團的損益。對於指定的現金流量套期，套期工具利得或損失中屬於有效套期的部分，直接計入其他綜合收益，屬於無效套期的部分，計入當期損益。當被套期現金流量影響當期損益時，原已直接計入其他綜合收益的套期工具利得或損失轉入當期損益。

當套期關係不再滿足套期會計運用標準，包括套期工具已到期、被出售、合同終止或已被行使時，本集團將終止使用現金流量套期會計。

(o) 現金及現金等價物

就合併現金流量表而言，現金及現金等價物包括庫存現金及活期存款，以及可隨時兑換為已知數額現金，承受價值變動風險甚微，一般於購入時起計3個月內到期的短期高流動性投資，扣除須按要求償還及構成本集團現金管理之組成部分的銀行透支。

就資產負債表而言，現金及現金等價值物包括庫存及銀行現金，用途不受限制之定期存款及性質類似現金的資產。

Cash flow hedges

When a derivative is designated as the hedging instrument as hedging instruments to hedge the variability in cash flows attributable to a particular risk associated with a recognised asset or liability or highly probable forecast transaction that could affect profit or loss, the effective portion of changes in the fair value of the derivative is recognised and presented in the cash flow hedge reserve within equity. Any ineffective portion of changes in the fair value of the derivative is recognised immediately in profit or loss. The amount accumulated in the cash flow hedge reserve is reclassified from cash flow hedge reserve to profit or loss as a reclassification adjustment in the same period as the hedged cash flows affect profit or loss.

If the hedging derivative expires or is sold, terminated or exercised, or the hedge no longer meets the criteria for cash flow hedge accounting, or the hedge designation is revoked, then hedge accounting is discontinued prospectively.

(o) Cash and cash equivalents

For the purpose of the consolidated cash flow statement, cash and cash equivalents comprise cash on hand and demand deposits, and short term highly liquid investments that are readily convertible into known amounts of cash, are subject to an insignificant risk of changes in value, and have a short maturity of generally within three months when acquired, less bank overdrafts which are repayable on demand and form an integral part of the Group's cash management.

For the purpose of the consolidated balance sheet, cash and cash equivalents comprise cash on hand and at banks, including term deposits and assets similar in nature to cash, which has no restriction on use.

(p) 撥備

如因過往事件產生即時責任(法定或推定)，並可能於未來需要以資源流出履行責任，且該責任之金額須能可靠地估計，則確認撥備。

如折現因素影響屬重大，撥備確認的金額應為預期履行該責任所需之未來開支於報告期末之現值。因時間的推移而引致之折現值之增加計入收益表之利息支出。

(p) Provisions

A provision is recognised when a present obligation (legal or constructive) has arisen as a result of a past event and it is probable that a future outflow of resources will be required to settle the obligation, provided that a reliable estimate can be made of the amount of the obligation.

When the effect of discounting is material, the amount recognised for a provision is the present value of the future expenditures expected to be required to settle the obligation at the end of the reporting period. The increase in the discounted present value amount arising from the passage of time is included in interest expense in the income statement.

(q) 所得稅

該期間的所得稅包括當期所得稅以及遞延稅項資產和負債的變動。 當期稅項以及遞延稅項資產和負債的變動在損益中確認，除非與直接在權益中確認的項目有關，在這種情況下，相關稅款直接在權益中確認。

當期和以前期間形成的當期所得稅資產和負債，應按預計從稅務部門返還或應付稅務部門的金額計量。用於計算當期稅項的稅率和稅法為資產負債表日已執行或實質上已執行的稅率和稅法。

遞延稅項資產及負債是因納稅基礎計算的資產及負債與其賬面值之間的差異而產生的稅項暫時性差異。

(q) Income tax

Income tax comprises current and deferred tax. Income tax is recognised in the income statement except to the extent that they relate to items recognised directly in equity, in which case the relevant amounts are recognised directly in equity.

Current tax assets and liabilities for the current and prior years are measured at the amount expected to be recovered from or paid to the taxation authorities, based on tax rates (and tax laws) that have been enacted or substantively enacted by the end of the reporting period, taking into consideration interpretations and practices prevailing in the countries in which the Group operates.

Deferred tax assets and liabilities arise from deductible and taxable temporary differences respectively, being the differences between the carrying amounts of assets and liabilities for financial reporting purposes and their tax bases.

遞延稅項負債應按各種應納稅暫時性差異確認，除了：

— 並非業務合併且於交易時並不影響會計收益，或應課稅收益，或虧損之交易中初始確認之商譽、資產、負債所產生之遞延稅項負債；及

— 非業對於附屬公司及聯營公司的投資以及聯營企業之權益有關的應納稅暫時性差異而言，暫時性可以控制以及暫時性差異可能不會在可見將來撥回。

所有可抵扣減的暫時性差異、前期結轉未動用稅額減免以及未動用稅項虧損與可能獲得應課稅收益作抵銷後，確認為遞延稅項資產，除了：

— 有可並非業務合併且於交易時並不影響會計收益，或應課稅收益，或虧損之交易中初始確認資產、負債所產生之可抵扣暫時性差異的遞延稅項資產；及

Deferred tax liabilities are recognised for all taxable temporary differences, except:

— When the deferred tax liability arises from the initial recognition of goodwill or an asset or liability in a transaction that is not a business combination and, at the time of the transaction, affects neither the accounting profit nor taxable profit or loss; and

— In respect of taxable temporary differences associated with investments in subsidiaries, associates and joint ventures, when the timing of the reversal of the temporary differences can be controlled and it is probable that the temporary differences will not reverse in the foreseeable future.

Deferred tax assets are recognised for all deductible temporary differences, the carried forward of unused tax credits and any unused tax losses. Deferred tax assets are recognised to the extent that it is probable that taxable profit will be available against which the deductible temporary differences, the carry forward of unused tax credits and unused tax losses can be utilised, except:

— When the deferred tax asset relating to the deductible temporary differences arises from the initial recognition of an asset or liability in a transaction that is not a business combination and, at the time of the transaction, affects neither the accounting profit nor taxable profit or loss; and

— 非業對於子公司及聯營公司之投資以及於聯營企業之權益有關之可抵扣暫時性差異，僅於暫時性差異可能在可見將來撥回，以及暫時性差異用作抵扣應課稅收益之情況下，才確認遞延稅項資產。

— In respect of deductible temporary differences associated with investments in subsidiaries, associates and joint ventures, deferred tax assets are only recognised to the extent that it is probable that the temporary differences will reverse in the foreseeable future and taxable profit will be available against which the temporary differences can be utilised.

遞延稅項資產之賬面金額於各報告期末進行複核，並予以相應扣減，直至不再可能有足夠應課稅收益以抵銷全部或部分遞延稅項資產為止。未確認之遞延稅項資產於各報告期末重新評估，並於可能獲得足夠應課稅收益以抵銷全部或部分遞延稅項資產之情況下予以確認。

The carrying amount of deferred tax assets is reviewed at the end of each reporting period and reduced to the extent that it is no longer probable that sufficient taxable profit will be available to allow all or part of the deferred tax asset to be utilised. Unrecognised deferred tax assets are reassessed at the end of each reporting period and are recognised to the extent that it has become probable that sufficient taxable profit will be available to allow all or part of the deferred tax asset to be recovered.

遞延稅項資產及負債是根據報告期末已實施或已大致實施之稅率(及稅務法例)，按變現資產或清償負債的期間預期適用稅率予以計量。

Deferred tax assets and liabilities are measured at the tax rates that are expected to apply to the year when the asset is realised or the liability is settled, based on tax rates (and tax laws) that have been enacted or substantively enacted by the end of the reporting period.

如存在法律上可強制執行權利可將本期稅項資產及本期稅項負債抵銷，而有關遞延稅項屬於同一課稅實體及同一稅局時，則將遞延稅項資產與遞延稅項負債互相抵銷。

Deferred tax assets and deferred tax liabilities are offset if a legally enforceable right exists to set off current tax assets against current tax liabilities and the deferred taxes relate to the same taxable entity and the same taxation authority.

(r) 收入的確認

收入以未來可能流入本行且能被可靠計算的經濟利益為限進行確認，以下特別的確認要求也須被滿足。

(i) 利息收入和支出

對於所有以攤餘成本計量的金融工具，分類為可供出售的計息金融資產和指定為以公允價值計量且其變動計入當期損益的金融工具，利息收入或支出費用，均採用實際利率法記錄。在金融工具的預期使用壽命或較短的期限內，將預計的未來現金付款或收款準確折算為金融資產或金融負債的賬面淨值。該計算考慮了該金融工具的所有合同條款(例如，預付款選項)，並且包括直接歸屬於該工具且是實際利率不可分割的一部分的任何費用或增量成本，但不包括未來信用損失。

如本集團修改其付款或收款估計數，則將調整金融資產或金融負債的賬面價值。 調整後的賬面價值是根據原始實際利率計算的，賬面價值的變化記錄為「其他營業收入」。但是，對於重新分類的金融資產，本集團隨後由於這些現金收入的可收回性增加而增加了其對未來現金收入的估計，從估計改變之日起，該增加的影響被確認為對實際利率的調整。

(r) Revenue recognition

Revenue is recognised when it is probable that the economic benefits will flow to the Group and when the revenue can be measured reliably. The following specific recognition criteria must also be met before revenue is recognised.

(i) Interest income and expense

For all financial instruments measured at amortised cost, interest bearing financial assets classified as available-for-sale and financial instruments designated at fair value through profit or loss, interest income or expense is recorded using the effective interest rate method, which is the rate that exactly discounts estimated future cash payments or receipts through the expected life of the financial instrument or a shorter period, where appropriate, to the net carrying amount of the financial asset or financial liability. The calculation takes into account all contractual terms of the financial instrument (for example, prepayment options) and includes any fees or incremental costs that are directly attributable to the instrument and are an integral part of the effective interest rate, but not future credit losses.

The carrying amount of the financial asset or financial liability is adjusted if the Group revises its estimates of payments or receipts. The adjusted carrying amount is calculated based on the original effective interest rate and the change in carrying amount is recorded as "Other operating income". However, for a reclassified financial asset for which the Group subsequently increases its estimates of future cash receipts as a result of increased recoverability of those cash receipts, the effect of that increase is recognised as an adjustment to the effective interest rate from the date of the change in estimate.

當金融資產或一組類似金融資產的賬面價值因減值損失而減少，繼續使用折現未來現金流量的利率確認利息收入，以計量減值損失。

Once the recorded value of a financial asset or a group of similar financial assets has been reduced due to an impairment loss, interest income continues to be recognised using the rate of interest used to discount the future cash flows for the purpose of measuring the impairment loss.

(ii) 手續費及佣金收入

本集團為客戶提供廣泛的服務賺取手續費和佣金，手續費收入可以被分為以下兩種：

— 特定時期內提供服務賺取的手續費收入

在一個時期內提供服務賺取的手續費收入於該期間內記錄，這些費用包括佣金和資產管理費、托管和其他管理諮詢費。

從可被提款的貸款中賺取的貸款承諾費以及其他遞延的信貸相關費用(包含任何增量成本)使用貸款的實際利率折現調整後確認。如貸款不可能被提款，貸款承諾費以直線法在承諾期內確認。

(ii) Fee and commission income

The Group earns fee and commission income from a diverse range of services it provides to its customers. Fee income can be divided into the following two categories:

— Fee income earned from services that are provided over a certain period of time

Fees earned for the provision of services over a period of time are accrued over that period. These fees include commission income and asset management, custody and other management and advisory fees.

Loan commitment fees for loans that are likely to be drawn down and other credit related fees are deferred (together with any incremental costs) and recognised as an adjustment to the effective interest rate on the loan. When it is unlikely that a loan will be drawn down, the loan commitment fees are recognised over the commitment period on a straight line basis.

— 提供交易服務賺取的手續費收入

手續費收入產生於買賣談判或參與協力廠商交易的買賣談判，如：安排購買股票或其他證券，購買或銷售商品，在標的交易完成時被確認。

手續費或者手續費的各組成元素與特定的執行標準相關聯，在履行相關的規定義務後被確認。

— Fee income from providing transaction services

Fees arising from negotiating or participating in the negotiation of a transaction for a third party, such as the arrangement of the acquisition of shares or other securities or the purchase or sale of businesses, are recognised on completion of the underlying transaction.

Fees or components of fees that are linked to a certain performance are recognised after fulfilling the corresponding criteria.

(iii) 股利收入

股利收入於本集團有權收取股息時確認。

(iii) Dividend income

Dividend income is recognised when the Group's right to receive the payment is established.

(iv) 租金收入

租金收入於租期按時間比例確認。

(iv) Rental income

Rental income is recognised on a time proportion basis over the lease terms.

(v) 淨交易收入

淨交易收入是通過交易活動所得到的盈利及虧損。而該等盈利及虧損是源自公允價值的變動及金融資產和負債以交易形式所產生的相關利息收入或費用。

(v) Net trading income

Results arising from trading activities include all gains and losses from changes in fair value and related interest income or expense for financial assets and financial liabilities held for trading.

(s) 員工福利

本集團為員工執行養老金固定供款退休福利計劃，包括關鍵性管理崗位員工。供款額以參加該計劃員工的基本薪酬的一定百分比確定，根據計劃的規定轉為應付款項時於損益表內列示。

(s) Employee benefits

The Group operates a defined contribution retirement benefits scheme for all of its employees, including key management personnel. Contributions are made based on a percentage of the participating employees' basic salaries and are charged to the income statement as they become payable in accordance with the rules of the scheme.

(t) 外幣

本財務報告以澳門元列示。外幣交易初始確認按交易日的市場匯率折算為記賬本位幣。本集團內各公司各自決定其功能貨幣品種，各公司之財務報告項目均以所定功能貨幣計量。外幣貨幣性資產及負債，於資產負債表日，按資產負債表日的市場匯率折算為記賬本位幣。因折算產生的差額計入當期損益。

按歷史成本以外幣計量之非貨幣項目，採用初始交易日匯率折算。按公允價值以外幣計量之非貨幣項目，採用釐定公允價值日期之匯率折算。因非貨幣項目再轉化產生的盈利或損失與因項目的公允價值變化產生的盈利或損失的確認方法一致。

一家海外附屬公司和一家海外分行之功能貨幣並非澳門元。報告期末，有關公司之資產與負債，按報告期末之匯率折算為本行記賬本位幣，損益表則按該年度之加權平均匯率折算為澳門元。

(t) Foreign currencies

These financial statements are presented in Macau Patacas ("MOP"), which is the Bank's functional and presentation currency. Each entity in the Group determines its own functional currency and items included in the financial statements of each entity are measured using that functional currency. Foreign currency transactions recorded by the entities in the Group are initially recorded using their respective functional currency rates ruling at the dates of the transactions. Monetary assets and liabilities denominated in foreign currencies are retranslated at the functional currency rates of exchange ruling at the end of the reporting period. All differences arising on settlement or translation of monetary items are taken to the income statement.

Non-monetary items that are measured in terms of historical cost in a foreign currency are translated using the exchange rates at the dates of the initial transactions. Non-monetary items measured at fair value in a foreign currency are translated using the exchange rates at the date when the fair value was determined. The gain or loss arising on translation of a non-monetary item measured at fair value is treated in line with the recognition of the gain or loss on change in fair value of the item.

The functional currencies of one overseas subsidiary and one overseas branch office are currencies other than the MOP. As at the end of the reporting period, the assets and liabilities of these entities are translated into the presentation currency of the Bank at the exchange rates prevailing at the end of the reporting period and their income statements are translated into MOP at the weighted average exchange rates for the year.

因此產生之匯兑差額於匯率儲備中累積。出售海外業務時，與該海外業務有關並已在匯率儲備中確認的金額將在損益表中確認。

The resulting exchange differences are accumulated in the foreign exchange reserve. On disposal of a foreign operation, the amount recognised in the foreign exchange reserve relating to that particular foreign operation is recognised in the income statement.

編製合併現金流量表時，海外公司之現金流量按現金流量發生日期之匯率折算為澳門元，海外公司整年經常產生之現金流量則按該年度之加權平均匯率折算為澳門元。

For the purpose of the consolidated cash flow statement, the cash flows of overseas entities are translated into MOP at the exchange rates ruling at the dates of the cash flows. Frequently recurring cash flows of overseas entities which arise throughout the year are translated into MOP at the weighted average exchange rates for the year.

3. 關聯方交易

(a) 關聯方交易

除了在本財務報告其他附註已另作披露外，本集團與關聯方於本年的交易列示如下：

3. Related party transactions

(a) Related party transaction

In addition to the transactions detailed elsewhere in these financial statements, the Group had the following transactions and balances with related parties during the year:

母公司：

Ultimate holding company

		2020 **千澳門元** **MOP'000**	2019 千澳門元 MOP'000
集團與銀行	**The Group and the Bank**		
利息收入	Interest income	**356,517**	295,055
利息支出	Interest expense	**506,780**	614,334
其他營業收入	Other operating income	**5,192**	—
費用與佣金收入	Fee and commission income	**280**	—
同業存放*(附註(i))*	Deposits from banks *(note (i))*	**35,827,698**	25,301,296
已發行債券及借入資金 *(附註(ii))*	Debts issued *(note (ii))*	**8,186,430**	4,611,290
現金和銀行存款	Cash and balances with banks	**10,955,534**	688,192
拆放同業*(附註(iii))*	Placements with other banks *(note (iii))*	**35,880,442**	7,272,586
客戶貸款和墊款 *(附註(iv))*	Loans and advances to customers *(note (iv))*	**136,474**	289,350

財務訊息披露(根據澳門財務報告準則) Financial Information Disclosure (in Accordance with MFRSs) *(續 Continued)*

財務報告 Financial Statements *(續 Continued)*

合併財務報告附註 Notes to the Consolidated Financial Statements *(續 Continued)* 二零二零年十二月三十一日 31 December 2020

附註：

(i) 報告期末，本集團與母公司間同業拆入和同業結餘使用的實際年利率範圍為0%至3.05%(2019：0%至3.55%)。

(ii) 報告期末，母公司持有本集團發行的無擔保次級債券為8,186百萬澳門元(2019年12月31日：4,611百萬澳門元)，其中600百萬澳門元的債券為浮動利率6個月HiBor+100bp，3,593百萬澳門元的債券為浮動利率6個月HiBor+120bp，和3,993百萬澳門元的債券為固定利率3.9%。從總量上看，3,593百萬澳門元的債務將在2030年6月26日償還，3,993百萬澳門元的債務將在2021年12月28日償還，剩餘的600百萬澳門元並無固定償還期限。

(iii) 截止報告期末，本集團向母公司拆放金額為35,880百萬澳門元(2019：7,273百萬澳門元)，實際年利率範圍從0.04%至2.90%(2019：2.25%至3.20%)。

(iv) 本集團向母公司發放的貸款和墊款實際年利率範圍從0.62%至0.89%(2019：2.29%至3.40%)。

(v) 於截止二零二零年十二月三十一日止期間，本集團持有母公司發行債券總額為420百萬澳門元和存款證總額為2,111百萬澳門元。

Notes:

(i) The Group's deposits from and inter-bank takings with its ultimate holding company pays effective interest rates of 0% to 3.05% per annum as at the end of the reporting period (2019: 0% to 3.55% per annum).

(ii) The Group had issued subordinated debts held by its ultimate holding company of MOP8,186,430,000 (31 December 2019: MOP4,611,290,000) as at the end of the reporting period. The subordinated debts are unsecured, and at floating rates linked to 6M HIBOR plus 100bp per annum for MOP600,490,000, 6M HIBOR plus 120bp per annum for MOP3,593,340,000 and at fixed rate of 3.90% per annum for MOP3,992,600,000. Of the total amount, MOP3,593,340,000 is repayable on 26 June 2030, MOP3,992,600,000 is repayable on 28 December 2021 and the remaining MOP600,490,000 has no fixed term of repayment.

(iii) As at the end of the reporting period, the Group's inter-bank placement with its ultimate holding company was MOP35,880,442,000 (2019: MOP7,272,586,000), which earn effective interest rates of 0.04% to 2.90% per annum (2019: 2.25% to 3.20% per annum).

(iv) The Group's loans and advances to its ultimate holding company earn effective interest rates of 0.62% to 0.86% per annum as at the end of the reporting period (2019: 2.29% to 3.40% per annum).

(v) During the period ended 31 December 2020, the Group subscribed its ultimate holding company's issued debt amounted to MOP420,000,000 and certificate of deposits amounted to MOP2,111,273,000.

財務訊息披露(根據澳門財務報告準則) Financial Information Disclosure (in Accordance with MFRSs) *(續 Continued)*

財務報告 Financial Statements *(續 Continued)*

合併財務報告附註 Notes to the Consolidated Financial Statements *(續 Continued)* 二零二零年十二月三十一日 31 December 2020

同系子公司 ***Fellow subsidiaries***

		2020 **千澳門元** **MOP'000**	2019 千澳門元 MOP'000
集團與銀行	**The Group and the Bank**		
利息收入	Interest income	**113,635**	28,758
利息支出	Interest expenses	**8**	—
手續費及佣金支出	Fee and commission expense	**24,514**	8,087
同業存放*(附註(vi))*	Deposits from banks *(note (vi))*	**197,803**	570
其他負債	Other liabilities	**249,356**	57,528
現金和銀行存款	Cash and balances with banks	**3,467,105**	647,535
拆放同業*(附註(vii))*	Placements with other banks *(note (vii))*	**1,597,040**	8,663,328
客戶貸款和墊款	Loans and advances to customers	**3,918,738**	—
應收賬款及其他資產	Receivables and other assets	**288,640**	71,662
集團	**The Group**		
手續費及佣金收入	Fee and commission income	**1,820**	2,325

附註：

(vi) 截止報告期末，本集團與子公司同業存放餘額為198百萬澳門元(2019：57萬澳門元)，其實際年利率為0%(2019：0%)。

(vii) 截止報告期末，本集團與子公司拆放同業金額為1,597百萬澳門元(2019：8,663百萬澳門元)，實際年利率為0.01%。

Notes:

(vi) As at the end of the reporting period, the Group's deposits from its fellow subsidiaries amounted to MOP197,803,000 (2019: MOP570,000), which bears an effective interest rate of 0% per annum (2019: 0% per annum).

(vii) As at the end of the reporting period, the Group has inter-bank placements with its fellow subsidiaries amount to MOP1,597,040,000 (2019: MOP8,663,328,000), which bears an effective interest rate of 0.01% per annum.

子公司 ***Subsidiaries***

		2020 **千澳門元** **MOP'000**	2019 千澳門元 MOP'000
銀行	**The Bank**		
手續費及佣金收入	Fee and commission income	**10,939**	11,502
利息支出	Interest expense	**519**	1,122
手續費及佣金支出	Fee and commission expense	**2,409**	1,642
客戶存款*(附註(viii))*	Deposits from customers *(note (viii))*	**127,030**	89,101
其他負債	Other liabilities	**46**	102
應收賬款及其他資產	Receivables and other assets	**49,334**	75,571

附註：

(viii) 截止報告期末，子公司在本行的存款餘額為127百萬澳門元(2019：89百萬澳門元)，實際年利率為0%至1.90%(2019：0%至2.40%)。

Notes:

(viii) As at the end of the reporting period, the Bank's deposits from its subsidiaries amounted to MOP127,030,000 (2019: MOP89,101,000), which pays effective interest rates of 0% to 1.90% per annum as at the end of the reporting period (2019: 0% to 2.40% per annum).

母公司聯營公司的子公司 ***A subsidiary of an associate of the ultimate holding company***

		2020 **千澳門元** **MOP'000**	2019 千澳門元 MOP'000
集團及銀行	**The Group and the Bank**		
利息收入	Interest income	**61,791**	108,338
客戶貸款和墊款 *(附註(ix))*	Loans and advances to customers *(note (ix))*	**720,384**	3,595,590

附註：

(ix) 截止報告期末，本集團對集團聯營公司的子公司的貸款和墊款的實際年利率為1.30%至1.50%(2019：1.50%至3.61%)。

Notes:

(ix) The Group's loans and advances to a subsidiary of an associate of the ultimate holding company earn effective interest rate of 1.30% to 1.50% per annum as at the end of the reporting period (2019: 1.50% to 3.61% per annum).

關鍵管理人員 ***Key management personnel***

		2020 **千澳門元** **MOP'000**	2019 千澳門元 MOP'000
集團和銀行	**The Group and the Bank**		
利息收入	Interest income	**232**	257
利息支出	Interest expense	**2,158**	5,293
客戶存款*(附註(x))*	Deposits from customers *(note (x))*	**529,245**	339,300
客戶貸款和墊款 *(附註(xi))*	Loans and advances to customers *(note (xi))*	**9,425**	9,508

附註：

(x) 截止報告期末，本行關鍵管理人員的存款總計529百萬澳門元(2019：339百萬澳門元)，存款實際年利率為0%至3.25%(2019：0%至4.80%)。

(xi) 截止報告期末，關鍵管理人員的貸款和墊款的實際年利率為2.00%至2.50%(2019：2.00%)。

Notes:

(x) As at the end of the reporting period, the Bank's deposits from key management personnel amounted to MOP529,245,000 (2019: MOP339,300,000), which pays effective interest rates of 0% to 3.25% per annum as at the end of the reporting period (2019: 0% to 4.80% per annum).

(xi) The Group's loans and advances to key management personnel earn effective interest rate of 2.00% to 2.50% per annum as at the end of the reporting period (2019: 2.00% per annum).

(b) 關鍵管理人員薪酬：

(b) Compensation of key management personnel of the Group and the Bank:

		2020 **千澳門元** **MOP'000**	2019 千澳門元 MOP'000
集團和銀行	**The Group and the Bank**		
短期員工福利	Short-term employee benefits	**21,423**	25,440

4. 其他營業收入 / 4. Other operating income

		集團 The Group		銀行 The Bank	
		2020	2019	**2020**	2019
		千澳門元	千澳門元	**千澳門元**	千澳門元
		MOP'000	MOP'000	**MOP'000**	MOP'000
手續費及佣金收入	Fee and commission income	**1,148,591**	1,310,355	**1,089,568**	1,262,303
手續費及佣金支出	Fee and commission expense	**(220,234)**	(430,867)	**(216,861)**	(427,145)
手續費及佣金收入淨收入	Net fee and commission income	**928,357**	879,488	**872,707**	835,158
可供出售類投資之股利收入	Dividend income from available-for-sale investments	**5,191**	2,624	**5,191**	2,624
外匯兌換淨收益	Net gains from foreign exchange	**61,161**	185,369	**61,675**	186,154
處置可供出售類投資淨收益	Net gains from disposal of available-for-sale investments	**130,593**	21,490	**130,593**	19,937
衍生金融工具淨損失	Net losses arising from derivative financial instruments	**(2,324)**	(254)	**(2,324)**	(254)
處置固定資產損失	Losses on disposal of property, plant and equipment	**(383)**	(121)	**(383)**	(121)
租金收入	Rental income	**3,370**	3,250	**—**	—
其他	Others	**42,606**	26,904	**42,606**	26,904
		1,168,571	1,118,750	**1,110,065**	1,070,402

本集團沒有從信託或其他同類活動中取得手續費及佣金收入。

The Group has no fee and commission income derived from trust or other fiduciary activities.

5. 營業費用 / 5. Operating expenses

		集團 The Group		銀行 The Bank	
		2020	2019	**2020**	2019
		千澳門元	千澳門元	**千澳門元**	千澳門元
		MOP'000	MOP'000	**MOP'000**	MOP'000
折舊	Depreciation	**53,936**	56,002	**53,018**	55,066
土地及樓宇之經營租賃租金	Operating lease rentals on land and buildings	**191,725**	195,913	**191,725**	195,913
員工費用	Staff costs	**529,744**	572,730	**516,938**	561,640
養老金費用	Pension costs	**19,787**	16,966	**19,318**	16,595
專業費用	Professional fees	**2,393**	1,931	**2,393**	1,931
審計費用	Auditors' remuneration	**4,351**	3,758	**3,402**	3,190
其他營業費用	Other operating expenses	**321,545**	287,509	**314,383**	282,720
		1,123,481	1,134,809	**1,101,177**	1,117,055

6. 金融工具減值準備 / 6. Impairment losses on financial instruments

(回撥)／收取金融工具之減值準備

集團

(Reversal of)/charge for impairment losses on financial instruments

The Group

		2020	2019
		千澳門元	千澳門元
		MOP'000	MOP'000
客戶貸款和墊款	Loans and advances to customers	**1,295,673**	265,655
可供出售類投資	Available-for-sale investments	**(11,297)**	5,082
持有至到期日投資	Held-to-maturity investments	**(4,123)**	1,612
未提款貸款承諾及保函	Undrawn loan commitments and guarantees	**55,643**	2,154
其他金融工具	Other financial instruments	**1,668**	331
		1,337,564	274,834

財務訊息披露(根據澳門財務報告準則) Financial Information Disclosure (in Accordance with MFRSs) *(續 Continued)*

財務報告 Financial Statements *(續 Continued)*

合併財務報告附註 Notes to the Consolidated Financial Statements *(續 Continued)* 二零二零年十二月三十一日 31 December 2020

銀行 ***The Bank***

		2020 **千澳門元** **MOP'000**	2019 千澳門元 MOP'000
客戶貸款和墊款	Loans and advances to customers	**1,295,673**	265,655
可供出售類投資	Available-for-sale investments	**(11,208)**	4,969
持有至到期日投資	Held-to-maturity investments	**(4,104)**	1,580
未提款貸款承諾及保函	Undrawn loan commitments and guarantees	**55,643**	2,154
其他金融工具	Other financial instruments	**1,674**	317
		1,337,678	274,675

金融工具的減值準備的變化 **Movements in impairment allowances on financial instruments**

客戶貸款及墊款 ***Loans and advances to customers***

集團與銀行 ***The Group and the Bank***

		第一階段 **Stage 1** **千澳門元** **MOP'000**	**第二階段** **Stage 2** **千澳門元** **MOP'000**	**第三階段** **Stage 3** **千澳門元** **MOP'000**	**總計** **Total** **千澳門元** **MOP'000**
2020年1月1日	**At 1 January 2020**	**407,553**	**111,766**	**67,357**	**586,676**
在損益表中列支的減值損失	Impairment losses charged to the income statement	**418,073**	**397,384**	**480,216**	**1,295,673**
已核銷之金額	Uncollectible amounts written off	**—**	**—**	**(333,944)**	**(333,944)**
2020年12月31日	At 31 December 2020	**825,626**	**509,150**	**213,629**	**1,548,405**

財務訊息披露(根據澳門財務報告準則) Financial Information Disclosure (in Accordance with MFRSs) *(續 Continued)*

財務報告 Financial Statements *(續 Continued)*

合併財務報告附註 Notes to the Consolidated Financial Statements *(續 Continued)* 二零二零年十二月三十一日 31 December 2020

集團與銀行 ***The Group and the Bank***

		第一階段 Stage 1 千澳門元 MOP'000	第二階段 Stage 2 千澳門元 MOP'000	第三階段 Stage 3 千澳門元 MOP'000	總計 Total 千澳門元 MOP'000
2019年1月1日	**At 1 January 2019**	263,457	13,113	47,979	324,549
在損益表中列支的減值損失	Impairment losses charged to the income statement	144,096	98,653	22,906	265,655
已核銷之金額	Uncollectible amounts written off	—	—	(3,528)	(3,528)
2019年12月31日	At 31 December 2019	407,553	111,766	67,357	586,676

可供出售類投資 ***Available-for-sale investments***

集團 ***The Group***

		第一階段 Stage 1 千澳門元 MOP'000	第二階段 Stage 2 千澳門元 MOP'000	第三階段 Stage 3 千澳門元 MOP'000	總計 Total 千澳門元 MOP'000
2020年1月1日	**At 1 January 2020**	**19,100**	**—**	**—**	**19,100**
在損益表中回撥的減值損失	Impairment losses reversed to the income statement	**(11,297)**	**—**	**—**	**(11,297)**
2020年12月31日	At 31 December 2020	**7,803**	**—**	**—**	**7,803**

銀行 ***The Bank***

		第一階段 Stage 1 千澳門元 MOP'000	第二階段 Stage 2 千澳門元 MOP'000	第三階段 Stage 3 千澳門元 MOP'000	總計 Total 千澳門元 MOP'000
2020年1月1日	**At 1 January 2020**	**18,987**	**—**	**—**	**18,987**
在損益表中回撥的減值損失	Impairment losses reversed to the income statement	**(11,208)**	**—**	**—**	**(11,208)**
2020年12月31日	At 31 December 2020	**7,779**	**—**	**—**	**7,779**

集團 ***The Group***

		第一階段 Stage 1 千澳門元 MOP'000	第二階段 Stage 2 千澳門元 MOP'000	第三階段 Stage 3 千澳門元 MOP'000	總計 Total 千澳門元 MOP'000
2019年1月1日	**At 1 January 2019**	14,018	—	—	14,018
在損益表中列支的減值損失	Impairment losses charged to the income statement	5,082	—	—	5,082
2019年12月31日	At 31 December 2019	19,100	—	—	19,100

銀行 ***The Bank***

		第一階段 Stage 1 千澳門元 MOP'000	第二階段 Stage 2 千澳門元 MOP'000	第三階段 Stage 3 千澳門元 MOP'000	總計 Total 千澳門元 MOP'000
2019年1月1日	**At 1 January 2019**	14,018	—	—	14,018
在損益表中列支的減值損失	Impairment losses charged to the income statement	4,969	—	—	4,969
2019年12月31日	At 31 December 2019	18,987	—	—	18,987

財務訊息披露(根據澳門財務報告準則) Financial Information Disclosure (in Accordance with MFRSs) *(續 Continued)*

財務報告 Financial Statements *(續 Continued)*

合併財務報告附註 Notes to the Consolidated Financial Statements *(續 Continued)* 二零二零年十二月三十一日 31 December 2020

持有至到期日投資 ***Held-to-maturity investments***

集團 ***The Group***

		第一階段 Stage 1 千澳門元 MOP'000	第二階段 Stage 2 千澳門元 MOP'000	第三階段 Stage 3 千澳門元 MOP'000	總計 Total 千澳門元 MOP'000
2020年1月1日	**At 1 January 2020**	7,905	—	70,268	78,173
在損益表中回撥的減值損失	Impairment losses reversed to the income statement	(3,023)	—	(1,100)	(4,123)
外匯兌換變化	Foreign exchange movements	—	—	(98)	(98)
2020年12月31日	At 31 December 2020	4,882	—	69,070	73,952

銀行 ***The Bank***

		第一階段 Stage 1 千澳門元 MOP'000	第二階段 Stage 2 千澳門元 MOP'000	第三階段 Stage 3 千澳門元 MOP'000	總計 Total 千澳門元 MOP'000
2020年1月1日	**At 1 January 2020**	7,873	—	70,268	78,141
在損益表中回撥的減值損失	Impairment losses reversed to the income statement	(3,004)	—	(1,100)	(4,104)
外匯兌換變化	Foreign exchange movements	—	—	(98)	(98)
2020年12月31日	At 31 December 2020	4,869	—	69,070	73,939

集團 **The Group**

		第一階段 Stage 1 千澳門元 MOP'000	第二階段 Stage 2 千澳門元 MOP'000	第三階段 Stage 3 千澳門元 MOP'000	總計 Total 千澳門元 MOP'000
2019年1月1日	At 1 January 2019	6,293	—	70,389	76,682
在損益表中列支的減值損失	Impairment losses charged to the income statement	1,612	—	—	1,612
外匯兑換變化	Foreign exchange movements	—	—	(121)	(121)
2019年12月31日	At 31 December 2019	7,905	—	70,268	78,173

銀行 ***The Bank***

		第一階段 Stage 1 千澳門元 MOP'000	第二階段 Stage 2 千澳門元 MOP'000	第三階段 Stage 3 千澳門元 MOP'000	總計 Total 千澳門元 MOP'000
2019年1月1日	At 1 January 2019	6,293	—	70,389	76,682
在損益表中列支的減值損失	Impairment losses charged to the income statement	1,580	—	—	1,580
外匯兑換變化	Foreign exchange movements	—	—	(121)	(121)
2019年12月31日	At 31 December 2019	7,873	—	70,268	78,141

財務訊息披露(根據澳門財務報告準則) Financial Information Disclosure (in Accordance with MFRSs) *(續 Continued)*

財務報告 Financial Statements *(續 Continued)*

合併財務報告附註 Notes to the Consolidated Financial Statements *(續 Continued)* 二零二零年十二月三十一日 31 December 2020

未提款貸款承諾及保函 ***Undrawn loan commitments and guarantees***

集團與銀行 ***The Group and the Bank***

		第一階段 Stage 1 千澳門元 MOP'000	第二階段 Stage 2 千澳門元 MOP'000	第三階段 Stage 3 千澳門元 MOP'000	總計 Total 千澳門元 MOP'000
2020年1月1日	**At 1 January 2020**	**16,592**	**186**	**—**	**16,778**
在損益表中列支／(回撥)的減值損失	Impairment losses charged/(reversed) to the income statement	**55,675**	**(32)**	**—**	**55,643**
2020年12月31日	At 31 December 2020	**72,267**	**154**	**—**	**72,421**

集團與銀行 ***The Group and the Bank***

		第一階段 Stage 1 千澳門元 MOP'000	第二階段 Stage 2 千澳門元 MOP'000	第三階段 Stage 3 千澳門元 MOP'000	總計 Total 千澳門元 MOP'000
2019年1月1日	At 1 January 2019	14,560	64	—	14,624
在損益表中列支的減值損失	Impairment losses charged to the income statement	2,032	122	—	2,154
2019年12月31日	At 31 December 2019	16,592	186	—	16,778

其他金融工具 ***Other financial instruments***

集團 ***The Group***

		第一階段 Stage 1 千澳門元 MOP'000	第二階段 Stage 2 千澳門元 MOP'000	第三階段 Stage 3 千澳門元 MOP'000	總計 Total 千澳門元 MOP'000
2020年1月1日	**At 1 January 2020**	**1,661**	**—**	**—**	**1,661**
在損益表中列支的減值損失	Impairment losses charged to the income statement	**1,668**	**—**	**—**	**1,668**
2020年12月31日	At 31 December 2020	**3,329**	**—**	**—**	**3,329**

銀行 ***The Bank***

		第一階段 Stage 1 千澳門元 MOP'000	第二階段 Stage 2 千澳門元 MOP'000	第三階段 Stage 3 千澳門元 MOP'000	總計 Total 千澳門元 MOP'000
2020年1月1日	**At 1 January 2020**	**1,647**	**—**	**—**	**1,647**
在損益表中列支的減值損失	Impairment losses charged to the income statement	**1,674**	**—**	**—**	**1,674**
2020年12月31日	At 31 December 2020	**3,321**	**—**	**—**	**3,321**

集團 ***The Group***

		第一階段 Stage 1 千澳門元 MOP'000	第二階段 Stage 2 千澳門元 MOP'000	第三階段 Stage 3 千澳門元 MOP'000	總計 Total 千澳門元 MOP'000
2019年1月1日	At 1 January 2019	1,330	—	—	1,330
在損益表中列支的減值損失	Impairment losses charged to the income statement	331	—	—	331
2019年12月31日	At 31 December 2019	1,661	—	—	1,661

銀行 ***The Bank***

		第一階段 Stage 1 千澳門元 MOP'000	第二階段 Stage 2 千澳門元 MOP'000	第三階段 Stage 3 千澳門元 MOP'000	總計 Total 千澳門元 MOP'000
2019年1月1日	At 1 January 2019	1,330	—	—	1,330
在損益表中列支的減值損失	Impairment losses charged to the income statement	317	—	—	317
2019年12月31日	At 31 December 2019	1,647	—	—	1,647

7. 所得稅

本集團本年的稅項支出包括澳門所得補充稅及海外間接所得稅／應交所得稅。澳門所得補充稅按估計應稅盈利以累計稅率計，最高可達12%(2019：12%)。

7. Income tax

The Group's tax charge for the year includes provisions for Macau complementary tax and indirect tax paid/payable to overseas tax authorities. Macau complementary tax has been provided at 12% (2019: 12%) on the estimated taxable profits.

		集團 The Group		銀行 The Bank	
		2020	2019	**2020**	2019
		千澳門元 MOP'000	千澳門元 MOP'000	**千澳門元 MOP'000**	千澳門元 MOP'000
本期稅項：澳門所得補充稅	Current tax: Macau complementary tax				
— 通過損益表的年度撥款	— Provision for the year through income statement	**422,788**	424,405	**417,537**	419,900
— 以往年度超額提取準備	— Over-provision in prior years	**(93)**	(114)	**—**	—
本期稅項 — 海外間接稅	Current tax: overseas indirect tax	**15,615**	12,503	**15,615**	12,503
遞延稅項	Deferred tax	**(95,508)**	(19,709)	**(95,833)**	(19,690)
本年稅項支出	Tax charge for the year	**342,802**	417,085	**337,319**	412,713

適用税前利潤按法定税率計算的税項支出與有效税率下税項支出的情況如下：

A reconciliation of the tax expense applicable to profit before tax at the statutory rate to the tax expense at the effective tax rate of the Group and the Bank are as follows:

集團 **The Group**

		2020 千澳門元 MOP'000	2019 千澳門元 MOP'000
税前利潤	Profit before tax	**2,729,541**	3,424,736
按適用税率計算的所得税	Tax at the applicable tax rate	**327,455**	410,868
不可抵扣支出的影響	Tax effect of non-deductible expenses	**157**	1,629
免税收入的影響	Tax effect of non-taxable income	**(932)**	(3,091)
以往年度超額提取準備	Over-provision in prior years	**(93)**	(114)
海外間接所得税	Overseas indirect tax	**15,615**	12,503
其他	Others	**600**	(4,710)
實際所得税費用	Actual tax expense	**342,802**	417,085

銀行 **The Bank**

		2020 千澳門元 MOP'000	2018 千澳門元 MOP'000
税前利潤	Profit before tax	**2,685,056**	3,387,335
按適用税率計算的所得税	Tax at the applicable tax rate	**322,135**	406,408
不可抵扣支出的影響	Tax effect of non-deductible expenses	**155**	1,626
免税收入的影響	Tax effect of non-taxable income	**(893)**	(3,011)
海外間接所得税	Overseas indirect tax	**15,615**	12,503
其他	Others	**307**	(4,813)
實際所得税費用	Actual tax expense	**337,319**	412,713

8. 現金與銀行存款 / 8. Cash and balances with banks

集團 **The Group**

		2020 **千澳門元** **MOP'000**	2019 千澳門元 MOP'000
銀行存款	Balances with banks	**36,796,333**	3,512,944
現金	Cash in hand	**3,098,629**	3,951,372
減：減值準備	*Less:* impairment allowance	**(17)**	(15)
現金與銀行存款	Cash and balances with banks	**39,894,945**	7,464,301

銀行 **The Bank**

		2020 **千澳門元** **MOP'000**	2019 千澳門元 MOP'000
銀行存款	Balances with banks	**36,684,257**	3,388,726
現金	Cash in hand	**3,098,629**	3,951,372
減：減值準備	*Less:* impairment allowance	**(8)**	(1)
現金與銀行存款	Cash and balances with banks	**39,782,878**	7,340,097

9. 拆放同業

集團與銀行

9. Placements with other banks

The Group and the Bank

		2020 **千澳門元** **MOP'000**	2019 千澳門元 MOP'000
拆放同業總額	Gross placements with other banks	**38,959,729**	38,010,127
*減：*減值準備	*Less:* impairment allowance	**(776)**	(439)
— 第一階段	— Stage 1	**(776)**	(439)
— 第二階段	— Stage 2	**—**	—
— 第三階段	— Stage 3	**—**	—
		38,958,953	38,009,688

拆放同業的款項適用的實際年利率為0.01%至2.90%(2019：1.38%至3.80%)。

Placements with other banks earned effective interest rates ranging from 0.01% to 2.90% (2019: 1.38% to 3.80%) per annum.

10. 客戶貸款和墊款

客戶的貸款和墊款實際年利率為0.54% to 10.25%(2019年：0.90% to 28.80%)。

10. Loans and advances to customers

Loans and advances to customers earned interest income at effective interest rates ranging from 0.54% to 10.25% (2019: 0.90% to 28.80%) per annum.

			集團與銀行 The Group and the Bank	
			2020	2019
		附註	**千澳門元**	千澳門元
		Note	**MOP'000**	MOP'000
客戶貸款和墊款	Loans and advances to customers		**229,241,712**	219,762,065
商業票據	Trade bills		**2,352,951**	3,657,864
客戶貸款、墊款及商業票據總額	Gross loans, advances and trade bills to customers		**231,594,663**	223,419,929
應計利息	Accrued interest		**1,428,389**	1,419,466
			233,023,052	224,839,395
*減：*減值準備	*Less:* impairment allowances	*6*	**(1,548,405)**	(586,676)
— 第一階段	— Stage 1		**(825,626)**	(407,553)
— 第二階段	— Stage 2		**(509,150)**	(111,766)
— 第三階段	— Stage 3		**(213,629)**	(67,357)
			231,474,647	224,252,719

客戶貸款、墊款及商業票據總額按用途分析如下：

An analysis of the gross amount of loans and advances to customers and trade bills based on the usage is as follows:

		集團與銀行 The Group and the Bank	
		2020	2019
		千澳門元	千澳門元
		MOP'000	MOP'000
工業、商業和金融用途	Industrial, commercial and financial purposes	**159,104,565**	158,173,608
個人	Individual	**70,137,147**	61,588,457
貿易融資	Trade finance	**2,352,951**	3,657,864
客戶貸款、墊款及商業票據總額	Gross loans and advances to customers and trade bills	**231,594,663**	223,419,929

11. 持有至到期日投資 11. Held-to-maturity investments

			集團 The Group		銀行 The Bank	
			2020	2019	**2020**	2019
		附註 Note	**千澳門元 MOP'000**	千澳門元 MOP'000	**千澳門元 MOP'000**	千澳門元 MOP'000
以攤餘成本法計量的持有至到期日投資：	**Held-to-maturity investments, at amortised cost:**					
上市：	Quoted:					
— 債券	— Debt securities		**13,754,705**	21,891,494	**13,709,528**	21,846,870
— 存款證	— Certificate of deposits		**17,909,461**	12,935,635	**17,909,461**	12,935,635
— *減*：減值準備	— *Less*: impairment allowances		**(73,754)**	(78,056)	**(73,742)**	(78,024)
— 第一階段	— Stage 1		**(4,684)**	(7,787)	**(4,672)**	(7,755)
— 第二階段	— Stage 2		**—**	—	**—**	—
— 第三階段	— Stage 3		**(69,070)**	(70,269)	**(69,070)**	(70,269)
— 專項準備	— Individual		**—**	—	**—**	—
			31,590,412	34,749,073	**31,545,247**	34,704,481
— 央行票据	— Treasury bills		**8,099,898**	1,447,483	**8,099,898**	1,447,483
— *減*：減值準備	— *Less:* impairment allowances		**(198)**	(117)	**(198)**	(117)
— 第一階段	— Stage 1		**(198)**	(117)	**(198)**	(117)
— 第二階段	— Stage 2		**—**	—	**—**	—
— 第三階段	— Stage 3		**—**	—	**—**	—
			8,099,700	1,447,366	**8,099,700**	1,447,366
			39,690,112	36,196,439	**39,644,947**	36,151,847
按發行主體劃分的持有至到期日投資結構：	**Held-to-maturity investments analysed by category of issuer as follows:**					
政府	Government		**8,099,700**	1,447,366	**8,099,700**	1,447,366
公司	Corporate entities		**3,182,914**	5,434,332	**3,137,749**	5,389,740
銀行及其他金融機構	Banks and other financial institutions		**28,407,498**	29,314,741	**28,407,498**	29,314,741
			39,690,112	36,196,439	**39,644,947**	36,151,847

12. 可供出售類投資 12. Available-for-sale investments

集團 **The Group**

		2020 **千澳門元** **MOP'000**	2019 千澳門元 MOP'000
可供出售類投資	**Available-for-sale**		
上市：	Quoted:		
— 以公允價值計量的債券	— Debt securities, at fair value	**47,406,542**	38,143,747
非上市：	Unquoted:		
— 成本法計量的權益	— Equities, at cost	**10,176**	10,176
		47,416,718	38,153,923
按發行主體劃分的可供出售類投資結構：	**Available-for-sale investments analysed by category of issuer as follows:**		
政府	Government	**3,366,574**	3,371,805
公司	Corporate entities	**24,957,854**	21,144,182
銀行及其他金融機構	Banks and other financial institutions	**19,092,290**	13,637,936
		47,416,718	38,153,923

銀行 **The Bank**

		2020 **千澳門元** **MOP'000**	2019 千澳門元 MOP'000
可供出售類投資	**Available-for-sale**		
上市：	Quoted:		
— 以公允價值計量的債券	— Debt securities, at fair value	**47,325,734**	38,067,312
非上市：	Unquoted:		
— 成本法計量的權益	— Equities, at cost	**10,176**	10,176
		47,335,910	38,077,488
按發行主體劃分的可供出售類投資結構：	**Available-for-sale investments analysed by category of issuer as follows:**		
政府	Government	**3,366,574**	3,371,805
公司	Corporate entities	**24,877,046**	21,067,747
銀行及其他金融機構	Banks and other financial institutions	**19,092,290**	13,637,936
		47,335,910	38,077,488

上市的可供出售類投資之公允價值乃參考市場報價釐定。其公允價值不能被可靠地計量之非上市可供出售類投資，按成本扣除減值虧損列示。

The fair values of quoted available-for-sale debt investments were based on quoted market prices. The unquoted available-for-sale equity investments for which the fair values cannot be measured reliably, have been stated at cost less any impairment loss.

13. 子公司的權益 / 13. Interests in subsidiaries

		銀行 The Bank	
		2020	2019
		千澳門元 MOP'000	千澳門元 MOP'000
以成本計量之非上市股份	Unlisted shares, at cost	**79,980**	79,980

子公司的詳情如下：

Particulars of the subsidiaries are as follows:

公司名稱 Name	**註冊成立地** Place of incorporation	**已發行普通股本面值** Nominal value of issued ordinary share capital	**本行應佔股權比例** Percentage of equity attributable to the Bank **直接** Direct	**間接** Indirect	**主要業務** Principal activities
誠興創建有限公司 Seng Heng Development Company Limited	香港 Hong Kong	港幣 HK$2	100	—	持有物業 Property holding
工銀(澳門)投資股份有限公司 ICBC (Macau) Capital Limited	澳門 Macau	澳門元 MOP50,000,000	99.60	0.40	投資管理 Investment management
工銀(澳門))退休基金管理股份有限公司 ICBC (Macau) Pension Fund Management Company Limited	澳門 Macau	澳門元 MOP30,000,000	99.93	0.07	退休基金管理 Pension fund management

14. 物業及設備 / 14. Property, plant and equipment

集團 / **The Group**

		土地及樓宇 Land and buildings 千澳門元 MOP'000	傢俱及固定裝置 Furniture and fixtures 千澳門元 MOP'000	車輛與設備 Motor vehicles and equipment 千澳門元 MOP'000	總計 Total 千澳門元 MOP'000
成本：	**Cost:**				
2020年01月01日	At 1 January 2020	214,029	230,275	275,156	719,460
添置	Additions	—	18,295	38,198	56,493
處置	Disposals	—	(4,290)	(5,707)	(9,997)
2020年12月31日	At 31 December 2020	214,029	244,280	307,647	765,956
累計折舊：	**Accumulated depreciation:**				
2020年01月01日	At 1 January 2020	85,968	141,906	219,283	447,157
本年計提	Depreciation charge for the year	3,987	19,355	29,877	53,219
本年處置	Disposals	—	(4,014)	(5,594)	(9,608)
2020年12月31日	At 31 December 2020	89,955	157,247	243,566	490,768
賬面淨額：	**Net carrying amount:**				
2020年12月31日	At 31 December 2020	124,074	87,033	64,081	275,188

財務訊息披露(根據澳門財務報告準則) Financial Information Disclosure (in Accordance with MFRSs) *(續 Continued)*

財務報告 Financial Statements *(續 Continued)*

合併財務報告附註 Notes to the Consolidated Financial Statements *(續 Continued)* 二零二零年十二月三十一日 31 December 2020

銀行 **The Bank**

		土地及樓宇 Land and buildings 千澳門元 MOP'000	傢俱及固定裝置 Furniture and fixtures 千澳門元 MOP'000	車輛與設備 Motor vehicles and equipment 千澳門元 MOP'000	總計 Total 千澳門元 MOP'000
成本：	**Cost:**				
2020年01月01日	At 1 January 2020	214,029	229,584	272,758	716,371
添置	Additions	—	18,283	38,183	56,466
處置	Disposals	—	(4,290)	(5,704)	(9,994)
2020年12月31日	At 31 December 2020	214,029	243,577	305,237	762,843
累計折舊：	**Accumulated depreciation:**				
2020年01月01日	At 1 January 2020	85,968	141,300	217,264	444,532
本年計提	Depreciation charge during the year	3,987	19,332	29,699	53,018
本年處置	Disposals	—	(4,014)	(5,591)	(9,605)
2020年12月31日	At 31 December 2020	89,955	156,618	241,372	487,945
賬面淨額：	**Net carrying amount:**				
2020年12月31日	At 31 December 2020	124,074	86,959	63,865	274,898

財務訊息披露(根據澳門財務報告準則) Financial Information Disclosure (in Accordance with MFRSs) *(續 Continued)*

財務報告 Financial Statements *(續 Continued)*

合併財務報告附註 Notes to the Consolidated Financial Statements *(續 Continued)* 二零二零年十二月三十一日 31 December 2020

集團 **The Group**

		土地及樓宇 Land and buildings 千澳門元 MOP'000	傢俱及固定裝置 Furniture and fixtures 千澳門元 MOP'000	車輛與設備 Motor vehicles and equipment 千澳門元 MOP'000	總計 Total 千澳門元 MOP'000
成本：	**Cost:**				
2019年01月01日	At 1 January 2019	214,029	209,947	259,610	683,586
添置	Additions	—	22,749	20,986	43,735
處置	Disposals	—	(2,421)	(5,440)	(7,861)
2019年12月31日	At 31 December 2019	214,029	230,275	275,156	719,460
累計折舊：	**Accumulated depreciation:**				
2019年01月01日	At 1 January 2019	81,981	125,206	192,291	399,478
本年計提	Depreciation charge during the year	3,987	19,018	32,280	55,285
本年處置	Disposals	—	(2,318)	(5,288)	(7,606)
2019年12月31日	At 31 December 2019	85,968	141,906	219,283	447,157
賬面淨額：	**Net carrying amount:**				
2019年12月31日	At 31 December 2019	128,061	88,369	55,873	272,303

銀行 **The Bank**

		土地及樓宇 Land and buildings 千澳門元 MOP'000	傢俱及固定裝置 Furniture and fixtures 千澳門元 MOP'000	車輛與設備 Motor vehicles and equipment 千澳門元 MOP'000	總計 Total 千澳門元 MOP'000
成本：	**Cost:**				
2019年01月01日	At 1 January 2019	214,029	209,255	257,235	680,519
添置	Additions	—	22,749	20,963	43,712
處置	Disposals	—	(2,420)	(5,440)	(7,860)
2019年12月31日	At 31 December 2019	214,029	229,584	272,758	716,371
累計折舊：	**Accumulated depreciation:**				
2019年01月01日	At 1 January 2019	81,981	124,630	190,460	397,071
本年計提	Depreciation charge during the year	3,987	18,988	32,091	55,066
本年處置	Disposals	—	(2,318)	(5,287)	(7,605)
2019年12月31日	At 31 December 2019	85,968	141,300	217,264	444,532
賬面淨額：	**Net carrying amount:**				
2019年12月31日	At 31 December 2019	128,061	88,284	55,494	271,839

集團及銀行的土地及樓宇按地理位置分析如下：

A geographical analysis of the Group's and the Bank's land and buildings is as follows:

		集團與銀行 The Group and the Bank 2020 千澳門元 MOP'000	2019 千澳門元 MOP'000
澳門	Macao	124,074	128,061

15. 投資性房地產 15. Investment property

		集團 The Group 千澳門元 MOP'000
成本：	**Cost:**	
2019年1月1日，2019年12月31日以及2020年12月31日	At 1 January2019, 31 December 2019 and 31 December 2020	67,943
累計折舊：	**Accumulated depreciation:**	
2020年01月01日	At 1 January 2020	16,253
本年計提	Depreciation charge for the year	717
2020年12月31日	At 31 December 2020	16,970
2019年01月01日	At 1 January 2019	15,536
本年計提	Depreciation charge for the year	717
2019年12月31日	At 31 December 2019	16,253
賬面淨額：	**Net carrying amount:**	
2020年12月31日	At 31 December 2020	50,973
2019年12月31日	At 31 December 2019	51,690

本集團投資性房地產位於香港，以中期租賃為目的持有。其公允價值採用將未來現金流以經風險調整後的折現率進行折現計算。估值考慮了未來市場租金的預期值以及該物業的閑置率。折現率根據物業質量和地理位置進行調整。2020年12月31日的公允價值為80,717,187澳門元(2019：75,436,673澳門元)。

The Group's investment property is situated in Hong Kong and is held under medium term lease. The fair value of the investment property is determined by discounting a projected cash flow series associated with the property using risk-adjusted discount rates. The value has taken into account of expected market rental and occupancy rate of the respective property. The discount rates used have been adjusted for the quality and location of the building. The fair value of the investment property on 31 December 2020 was MOP80,717,187 (2019: MOP75,436,673).

16. 同業存款

16. Deposits from banks

		集團與銀行 The Group and the Bank	
		2020	2019
		千澳門元	千澳門元
		MOP'000	MOP'000
貨幣市場票據和銀行存款	Money market acceptances and bank balances	**38,519,636**	28,373,794

17. 客戶存款

17. Deposits from customers

		集團 The Group		銀行 The Bank	
		2020	2019	**2020**	2019
		千澳門元	千澳門元	**千澳門元**	千澳門元
		MOP'000	MOP'000	**MOP'000**	MOP'000
活期存款及往來存款	Demand deposits and current accounts	**10,092,665**	11,694,067	**10,156,117**	11,747,813
儲蓄存款	Savings deposits	**39,991,943**	34,052,281	**39,994,973**	34,055,797
定期及通知存款	Time and call deposits	**208,522,062**	180,283,149	**208,582,610**	180,314,988
		258,606,670	226,029,497	**258,733,700**	226,118,598

客戶存款以攤餘成本計量。付息客戶存款的實際年利率為0%至7%(2019:0%至7%)。

All deposits from customers are measured at amortised cost. The interest-bearing deposits from customers bear effective interest rates ranging from 0 % to 7% (2019: 0% to 7%) per annum.

18. 遞延稅項

遞延稅項資產／(負債)

遞延稅項資產及負債本年變動情況如下：

18. Deferred tax

Deferred tax assets and liabilities

The movements in deferred tax assets/(liabilities) during the year are as follows:

集團

The Group

		金融資產的減值準備 Impairment allowance on financial assets 千澳門元 MOP'000	可供出售類投資重估準備 Revaluation reserve of available-for-sale investments 千澳門元 MOP'000	現金流量套期重估 Revaluation of cash flow hedge 千澳門元 MOP'000	海外代扣所得稅 Overseas Withholding Tax 千澳門元 MOP'000	加速稅務折舊 Accelerated tax depreciation 千澳門元 MOP'000	總計 Total 千澳門元 MOP'000
2020年1月1日	At 1 January 2020	(206,984)	(36,593)	(2,976)	58,011	(15,124)	(203,666)
本年遞延稅項變動計入損益表	Deferred tax credited to the income statement during the year	95,318	—	—	—	190	95,508
本年遞延稅項變動計入權益	Deferred tax credited/(charged) to the equity during the year	—	(14,700)	3,097	—	—	(11,603)
重分類調整	Transfer due to reclassification	—	—	—	(58,011)	—	(58,011)
2020年12月31日	At 31 December 2020	(111,666)	(51,293)	121	—	(14,934)	(177,772)

銀行

The Bank

		金融資產的減值準備 Impairment allowance on financial assets 千澳門元 MOP'000	可供出售類投資重估準備 Revaluation reserve of available-for-sale investments 千澳門元 MOP'000	現金流量套期重估 Revaluation of cash flow hedge 千澳門元 MOP'000	海外代扣所得稅 Overseas Withholding Tax 千澳門元 MOP'000	加速稅務折舊 Accelerated tax depreciation 千澳門元 MOP'000	總計 Total 千澳門元 MOP'000
2020年1月1日	At 1 January 2020	(207,003)	(36,652)	(2,976)	58,011	(13,105)	(201,725)
本年遞延稅項變動計入損益表	Deferred tax credited to the income statement during the year	95,331	—	—	—	502	95,833
本年遞延稅項變動計入權益	Deferred tax credited/(charged) to the equity during the year	—	(15,056)	3,097	—	—	(11,959)
重分類調整	Transfer due to reclassification	—	—	—	(58,011)	—	(58,011)
2020年12月31日	At 31 December 2020	(111,672)	(51,708)	121	—	(12,603)	(175,862)

財務訊息披露(根據澳門財務報告準則) Financial Information Disclosure (in Accordance with MFRSs) *(續 Continued)*

財務報告 Financial Statements *(續 Continued)*

合併財務報告附註 Notes to the Consolidated Financial Statements *(續 Continued)* 二零二零年十二月三十一日 31 December 2020

集團 **The Group**

		金融資產的減值準備 Impairment allowance on financial assets 千澳門元 MOP'000	可供出售類投資重估準備 Revaluation reserve of available-for-sale investments 千澳門元 MOP'000	現金流量套期重估 Revaluation of cash flow hedge 千澳門元 MOP'000	海外代扣所得稅 Overseas Withholding Tax 千澳門元 MOP'000	加速稅務折舊 Accelerated tax depreciation 千澳門元 MOP'000	總計 Total 千澳門元 MOP'000
2019年1月1日	At 1 January 2019	(223,119)	61,505	—	51,741	(14,110)	(123,983)
本年遞延稅項變動計入損益表	Deferred tax credited/(charged) to the income statement during the year	14,453	—	—	6,270	(1,014)	19,709
本年遞延稅項變動計入權益	Deferred tax credited/(charged) to the equity during the year	1,682	(98,098)	(2,976)	—	—	(99,392)
2019年12月31日	At 31 December 2019	(206,984)	(36,593)	(2,976)	58,011	(15,124)	(203,666)

銀行 **The Bank**

		金融資產的減值準備 Impairment allowance on financial assets 千澳門元 MOP'000	可供出售類投資重估準備 Revaluation reserve of available-for-sale investments 千澳門元 MOP'000	現金流量套期重估 Revaluation of cash flow hedge 千澳門元 MOP'000	海外代扣所得稅 Overseas Withholding Tax 千澳門元 MOP'000	加速稅務折舊 Accelerated tax depreciation 千澳門元 MOP'000	總計 Total 千澳門元 MOP'000
2019年1月1日	At 1 January 2019	(223,119)	61,505	—	51,741	(12,091)	(121,964)
本年遞延稅項變動計入損益表	Deferred tax credited/(charged) to the income statement during the year	14,434	—	—	6,270	(1,014)	19,690
本年遞延稅項變動計入權益	Deferred tax credited/(charged) to the equity during the year	1,682	(98,157)	(2,976)	—	—	(99,451)
2019年12月31日	At 31 December 2019	(207,003)	(36,652)	(2,976)	58,011	(13,105)	(201,725)

19. 股本和股息 / 19. Share capital and dividends

a) 股本 / a) Share Capital

		2020 千澳門元 MOP'000	2019 千澳門元 MOP'000
法定：	**Authorised:**		
一百萬股，每股 1,000 澳門元	1,000,000 shares of MOP1,000 each	**1,000,000**	1,000,000
已發行並已繳足：	**Issued and fully paid:**		
1月1日588,920股（2019: 588,920股），每股1,000澳門元	588,920 (2019: 588,920) shares of MOP1,000 each at 1 January	**588,920**	588,920
12月31日588,920股（2019: 588,920股），每股1,000澳門元	588,920 (2019: 588,920) shares of MOP1,000 each at 31 December	**588,920**	588,920

b) 股息 / b) Dividends

		集團與銀行 The Group and the Bank 2020 千澳門元 MOP'000	2019 千澳門元 MOP'000
本年度支付前財政年度已批核之最終股息	Final dividend in respect of the previous financial year, approved and paid during the following financial period	**446,193**	379,239

20. 法定準備金

按澳門之銀行及保險業法例，本行及其在澳門之附屬公司須將最少相等於全年稅後盈利20%之款項撥入法定準備金，直至該準備金之金額等於本行及其在澳門子公司各自已發行及已繳足股本之50%為止。此後轉撥之數額必須保持在佔全年稅後盈利最少10%水平，直至該準備金之金額相等於本行及其在澳門之附屬公司各自已發行及繳足股本為止。此準備金僅在法例規定之某些特殊情況下才可作分派，並將於股東週年大會上批准後轉撥自年度稅後盈利。

20. Legal reserve

Under the Macau banking and insurance legislation, the Bank and its subsidiaries incorporated in Macau (the "Macau subsidiaries") are required to transfer to a legal reserve an amount equal to a minimum of 20% of its annual profit after tax until the amount of the reserve is equal to 50% of their respective issued and fully paid up share capital. Thereafter, transfers must continue at a minimum annual rate of 10% until the reserve is equal to the Bank's and the Macau subsidiaries' respective issued and fully paid up share capital. This reserve is only distributable in accordance with certain limited circumstances prescribed by statute and will be transferred from the annual profit after tax upon the approval by the shareholders in the annual general meeting after the end of reporting period.

21. 或有負債

21. Contingent liabilities

		集團與銀行 The Group and the Bank	
		2020	2019
		千澳門元 MOP'000	千澳門元 MOP'000
未提款的貸款承諾	Undrawn loan commitments	**64,730,838**	62,343,960
保函	Guarantees	**10,791,882**	9,141,367
為客戶開立信用證而承擔的債務	Liabilities under letters of credit on behalf of customers	**931,171**	614,542
		76,453,891	72,099,869

22. 經營租賃安排

(a) 本集團作為出租人

本集團以經營租賃安排出租投資性房地產(附註15)，協商租期為3年。本集團要求租戶支付保證金並根據市場情況對租金進行調整。

22. Operating lease arrangements

(a) As lessor

The Group leases its investment property (note 15) under operating lease arrangements, with a lease negotiated for a term of three years. The terms of the lease require the tenant to pay security deposits and provide for periodic rent adjustments according to the prevailing market conditions.

於二零二零年十二月三十一日，本集團就下列期間的不可撤銷的經營租賃最低租賃收款額為：

At 31 December 2020, the Group had total future minimum lease receivables under a non-cancellable operating lease with its tenant falling due as follows:

		集團 The Group	
		2020	2019
		千澳門元 MOP'000	千澳門元 MOP'000
1年以內	Within one year	**6,270**	3,250
1-5年(含)	In between one to five years	**—**	2,166
		6,270	5,416

(b) 本集團作為承租人

本集團以經營租賃安排承租土地及樓宇，協商租期為1至15年不等。本集團就下列期間的不可撤銷的經營租賃最低支付額為：

(b) As lessee

The Group leases land and buildings under operating lease arrangement with leases negotiated for terms ranging from 1 to 15 years. The Group and the Bank had total future commitments of lease payments under non-cancellable operating leases with its tenants falling due as follows:

		集團與銀行 The Group and the Bank	
		2020	2019
		千澳門元 MOP'000	千澳門元 MOP'000
1年以內	Within one year	**193,048**	182,875
1-5年(含)	In between one to five years	**462,551**	498,639
5年以上	After five years	**759,938**	844,128
		1,415,537	1,525,642

23. 衍生金融資產及負債

本集團持有的衍生金融工具以交易或對沖利率與外幣匯率之未來波動為目的。

掉期合約是雙方在一預定期間交換一特定面額之現金流量。

23. Derivative financial assets and liabilities

The Group uses the derivative financial instruments for trading or for hedging future fluctuations in interest rates and foreign exchange rates.

Swaps are contracts in which two parties exchange cash flows on a specified notional amount for a predetermined period.

遠期合約為於一未來日期以特定價格買賣一項金融工具之合約義務。

Forwards are contractual obligations to buy or sell a financial instrument on a future date at a specified price.

以下報表顯示衍生金融資產和衍生金融負債的公允價值及名義金額。名義金額指上述特定金額工具的金額，其僅反映本集團衍生交易的數額，不能反映本集團面臨的市場風險或信用風險。

The table below shows the fair values of derivative financial instruments recorded as assets or liabilities together with their notional amounts. The notional amount is the basis upon which changes in the value of derivatives are measured. The notional amounts indicate the volume of transactions outstanding at the year end and are indicative of neither the market risk nor the credit risk.

集團與銀行

The Group and the Bank

		2020			
		名義金額 Notional amount 千澳門元 MOP'000	**資產 Assets 千澳門元 MOP'000**	**名義金額 Notional amount 千澳門元 MOP'000**	**負債 Liabilities 千澳門元 MOP'000**
外匯合約	**Foreign exchange contracts**				
遠期合約	Forward contracts	**296,685**	**23,525**	**711,108**	**19,215**
貨幣掉期	Currency swaps	**18,091,966**	**295,726**	**30,683,521**	**466,256**
		18,388,651	**319,251**	**31,394,629**	**485,471**
利率合約	**Interest rate contracts**				
利率掉期	Interest rate swaps	**114,021**	**870**	**233,799**	**3,396**
		18,502,672	**320,121**	**31,628,428**	**488,867**

		2019			
		名義金額 Notional amount 千澳門元 MOP'000	資產 Assets 千澳門元 MOP'000	名義金額 Notional amount 千澳門元 MOP'000	負債 Liabilities 千澳門元 MOP'000
外匯合約	**Foreign exchange contracts**				
遠期合約	Forward contracts	2,770,609	48,294	2,636,035	47,170
貨幣掉期	Currency swaps	20,031,411	1,272,136	19,902,638	1,267,737
		22,802,020	1,320,430	22,538,673	1,314,907
利率合約	**Interest rate contracts**				
利率掉期	Interest rate swaps	905,255	4,543	906,441	6,424
		23,707,275	1,324,973	23,445,114	1,321,331

一開始，衍生工具通常涉及交易相互間的承諾，很少甚至不會涉及對價的轉移。但該類工具通常都有較高的槓桿率及較大的波動性。

At inception, derivatives often involve only a mutual exchange of promises with little or no transfer of consideration. However, these instruments frequently involve a high degree of leverage and are very volatile.

直接交易的衍生產品可能會使銀行面臨因外匯市場缺失而引起的平盤風險。

Over-the-counter derivatives may expose the Group to the risks associated with the absence of an exchange market on which to close out an open position.

本集團的衍生工具合約作為市場風險管理的一部分，受到嚴格監控。

The Group's exposure under derivative contracts is closely monitored as part of the overall management of its market risk.

24. 已發行債務

24. Debt issued

		集團與銀行 The Group and the Bank	
		2020	2019
		千澳門元	千澳門元
		MOP'000	MOP'000
浮息票據	Variable coupon rate notes	**4,193,830**	600,490
定息票據	Fixed coupon rate notes	**7,939,656**	7,964,750
		12,133,486	8,565,240

所有已發行債務證券均以攤餘成本計量。

All debt securities issued are measured at amortised cost.

25. 已發行存款證

25. Certificates of deposit issued

		集團與銀行 The Group and the Bank	
		2020	2019
		千澳門元	千澳門元
		MOP'000	MOP'000
非即時還款且期限小於等於 3 個月	3 months or less but not repayable on demand	**34,983,407**	47,112,399
3 個月以上 1 年以內	1 year or less but over 3 months	**28,093,049**	10,315,106
		63,076,456	57,427,505

所有已發行存款證均以攤餘成本計量。

All certificates of deposit issued are measured at amortised cost.

26. 新財務報告準則已頒佈但本集團2020年財務報告尚未採用

26. New Financial Reporting Standards issued but not yet adopted for the year ended 31 December 2020

如附註2.1所述，本財務報告尚未採用新《財務報告準則》。本集團正評估新《財務報告準則》在初次應用時的影響。目前，可能會對本集團財務報告產生重大影響的包括但不限於以下準則：

(a) 《國際財務報告準則》9號-金融工具

(b) 《國際財務報告準則》15號—客戶合同收入

除上述準則外，新財務報告準則中的其他準則也可能影響本集團財務報告披露。

As mentioned in note 2.1, the new FRSs have not been adopted in these financial statements. The Group is in the process of making an assessment of what the impact of these new FRSs is expected to be in the period of initial application. So far the Group has identified certain standards which may have a significant impact on the financial statements, which include but not limited to:

(a) IFRS9 – Financial Instruments

(b) IFRS15 – Revenue from Contracts with Customers

Apart from above standards, other standards of new FRSs may also impact the presentation and disclosure of the financial statements.

財務訊息披露(根據澳門財務報告準則) Financial Information Disclosure (in Accordance with MFRSs) *(續 Continued)*

財務報告 Financial Statements *(續 Continued)*

未經審核的補充資料 Unaudited Supplementary Information 二零二零年十二月三十一日 31 December 2020

下列未經審計的補充資料是作為合併財務報表的補充披露，並非經過審計的合并財務報表的組成部分。

The following unaudited supplementary information is disclosed as part of the accompanying information to the consolidated financial statements and does not form part of the audited consolidated financial statements.

1. 金融風險管理目標和政策

除衍生工具以外，本集團主要持有金融工具包括客戶貸款和墊款及貿易票據、同業及客戶存款、可供出售類投資、持有至到期日投資、現金及短期存款。

本集團運用包括利率掉期合約及遠期貨幣合約等衍生金融工具管理利率風險及匯率風險。

本集團通過建立有效制衡的風險治理架構，培育穩健審慎的風險文化，制定統一的風險管理策略和風險偏好，嚴格執行風險限額和風險管理政策，有效及時識別、監測和控制對沖交易風險。按年修訂完善風險管理相關政策。董事會承擔全面風險管理的最終責任，審批風險管理策略和原則。資產負債委員會負責制定風險管理策略，落實風險管理原則、架構、政策及風險限額並負責對各類風險進行管理和監控。

本集團持有之金融工具主要面對市場風險(即匯率風險及利率風險)、信用風險及流動性風險。由董事會審核及制定相關上述各類風險的管理政策，相關政策匯總如下。本集團對各項衍生工具之會計政策請見附註 2.3(m)。

1. Financial risk management objectives and policies

The Group's principal financial instruments, other than derivatives, comprise loans and advances to customers and trade bills, deposits from banks and customers, available-for-sale investments, held-to-maturity investments and cash and short term deposits.

The Group also enters into derivative transactions, including principally interest rate swaps and forward currency contracts. The purpose is to manage the interest rate and currency risks arising from the Group's operations and its sources of finance.

The Group has written risk management policies and guidelines, which set out its overall business strategies, its tolerance for risk and its general risk management philosophy, and has established processes to monitor and control hedging transactions in a timely and accurate manner. Such written policies are reviewed annually to ensure that the Group's policies and guidelines are appropriate and adhered to. The board of directors is responsible for the overall risk management approach and for approving the risk strategies and principles. The Asset and Liability Committee has the responsibility for developing risk strategies and implementing principles, frameworks, policies and limits. It is responsible for managing and monitoring fundamental risk issues and to make relevant risk decisions.

The main risks arising from the Group's financial instruments are market risk (i.e. foreign currency risk and interest rate risk), credit risk and liquidity risk. The board of directors reviews and establishes policies for managing each of these risks and they are summarised below. The Group's accounting policies in relation to derivatives are set out in note 2.3(m) to the financial statements.

財務訊息披露(根據澳門財務報告準則) Financial Information Disclosure (in Accordance with MFRSs) *(續 Continued)*

財務報告 Financial Statements *(續 Continued)*

未經審核的補充資料 Unaudited Supplementary Information *(續 Continued)* 二零二零年十二月三十一日 31 December 2020

(a) 市場風險

市場風險是指因市場價格(利率和匯率)的不利變動而使銀行遭受損失的風險。

(i) 匯率風險

匯率風險是指本集團外匯資產與負債之間幣種結構不平衡產生的外匯敞口因匯率變動而產生的風險。本集團主要通過採取限額管理規避匯率風險。各幣種敞口每日按批准的限額獨立監控。

本集團之金融資產、金融負債及遠期外匯合約之貨幣集中情況分析如下：

(等值百萬澳門元)

集團

(a) Market risk

Market risk is the risk of loss arising from movements in observable market variables such as foreign exchange rates and interest rates.

(i) Foreign currency risk

The Group takes on exposure to effects of fluctuations in the prevailing foreign currency exchange rates on its financial positions and cash flows. The Group has set limits on positions by currency. Positions are independently monitored against the approved limits on a daily basis.

An analysis of the currency concentration positions of the financial assets, financial liabilities and forward foreign exchange contracts of the Group is as follows:

(Equivalent in MOP million)

The Group

		2020					
		澳門元 MOP	港元 HKD	美元 USD	人民幣 RMB	其他 Others	總計 Total
資產	Assets						
現金與銀行存款及存放貨幣當局存款	Cash and balances with banks and deposits with monetary authority	5,848	13,364	20,551	3,580	1,488	44,831
拆放同業	Placements with other banks	2,869	2,997	28,529	4,298	266	38,959
客戶貸款與墊款	Loans and advances to customers	29,622	129,842	60,857	7,089	4,065	231,475
以公允價值計量且其變動計入損益之金融資產	Financial assets at fair value through profit or loss	—	—	468	—	—	468
可供出售類投資	Available-for-sale investments	2	3,098	31,163	13,154	—	47,417
持有至到期日投資	Held-to-maturity investments	8,100	4,922	16,655	10,013	—	39,690
衍生金融資產	Derivative financial assets	315	1	4	—	—	320
應收款項及其他資產	Receivables and other assets	165	945	421	416	1	1,948
應收所得稅	Income tax receivable	66	—	—	—	—	66
		46,987	155,169	158,648	38,550	5,820	405,174

財務訊息披露(根據澳門財務報告準則) Financial Information Disclosure (in Accordance with MFRSs) *(續 Continued)*

財務報告 Financial Statements *(續 Continued)*

未經審核的補充資料 Unaudited Supplementary Information *(續 Continued)* 二零二零年十二月三十一日 31 December 2020

		2020					
		澳門元 MOP	港元 HKD	美元 USD	人民幣 RMB	其他 Others	總計 Total
負債	**Liabilities**						
客戶存款	Deposits from customers	37,435	127,802	73,572	17,455	2,343	258,607
同業存放	Deposits from banks	2,509	6,192	27,460	2,334	25	38,520
衍生金融負債	Derivative financial liabilities	425	—	64	—	—	489
已發行債券	Debts issued	—	600	11,533	—	—	12,133
已發行存款證	Certificates of deposit issued	—	5,154	51,755	6,167	—	63,076
以公允價值計量且其變動計入損益之金融負債	Financial liabilities at fair value through profit or loss	—	—	468	—	—	468
其他負債	Other liabilities	489	1,893	744	135	19	3,280
應付所得稅	Income tax receivable	453	—	—	—	—	453
		41,311	141,641	165,596	26,091	2,387	377,026
淨頭寸	Net position	5,676	13,528	(6,948)	12,459	3,433	28,148
遠期外匯互換合約淨頭寸	Forward foreign exchange contracts net notional position	(4,006)	12,509	5,598	(10,810)	(3,471)	(180)

銀行 *The Bank*

		2020					
		澳門元 MOP	港元 HKD	美元 USD	人民幣 RMB	其他 Others	總計 Total
資產	**Assets**						
現金與銀行存款及存放貨幣當局存款	Cash and balances with banks and deposits with monetary authority	5,788	13,312	20,551	3,580	1,488	44,719
拆放同業	Placements with other banks	2,869	2,997	28,529	4,298	266	38,959
客戶貸款與墊款	Loans and advances to customers	29,622	129,842	60,857	7,089	4,065	231,475
以公允價值計量且其變動計入損益之金融資產	Financial assets at fair value through profit or loss	—	—	468	—	—	468
可供出售類投資	Available-for-sale investments	2	3,098	31,082	13,154	—	47,336
持有至到期日投資	Held-to-maturity investments	8,100	4,922	16,610	10,013	—	39,645
衍生金融資產	Derivative financial assets	315	1	4	—	—	320
應收款項及其他資產	Receivables and other assets	205	945	421	416	1	1,988
應收所得稅	Income tax receivable	66	—	—	—	—	66
		46,967	155,117	158,522	38,550	5,820	404,976

財務訊息披露(根據澳門財務報告準則) Financial Information Disclosure (in Accordance with MFRSs) *(續 Continued)*

財務報告 Financial Statements *(續 Continued)*

未經審核的補充資料 Unaudited Supplementary Information *(續 Continued)* 二零二零年十二月三十一日 31 December 2020

		2020					
		澳門元 MOP	港元 HKD	美元 USD	人民幣 RMB	其他 Others	總計 Total
負債	**Liabilities**						
客戶存款	Deposits from customers	37,562	127,802	73,572	17,455	2,343	258,734
同業存放	Deposits from banks	2,509	6,192	27,460	2,334	25	38,520
衍生金融負債	Derivative financial liabilities	425	—	64	—	—	489
已發行債券	Debts issued	—	600	11,533	—	—	12,133
已發行存款證	Certificates of deposit issued	—	5,154	51,755	6,167	—	63,076
以公允價值計量且其變動計入損益之金融負債	Financial liabilities at fair value through profit or loss	—	—	468	—	—	468
其他負債	Other liabilities	430	1,893	745	134	19	3,221
應付所得稅	Income tax receivable	448	—	—	—	—	448
		41,374	141,641	165,597	26,090	2,387	377,089
淨頭寸	Net position	5,593	13,476	(7,075)	12,460	3,433	27,887
遠期外匯互換合約淨頭寸	Forward foreign exchange contracts net notional position	(4,006)	12,509	5,598	(10,810)	(3,471)	(180)

集團 *The Group*

		2019					
		澳門元 MOP	港元 HKD	美元 USD	人民幣 RMB	其他 Others	總計 Total
資產	**Assets**						
現金與銀行存款及存放貨幣當局存款	Cash and balances with banks and deposits with monetary authority	5,108	3,922	1,607	395	651	11,683
拆放同業	Placements with other banks	1,350	7,847	28,813	—	—	38,010
客戶貸款與墊款	Loans and advances to customers	25,461	134,809	51,079	8,465	4,439	224,253
以公允價值計量且其變動計入損益之金融資產	Financial assets at fair value through profit or loss	—	—	169	12	—	181
可供出售類投資	Available-for-sale investments	2	3,098	30,810	4,244	—	38,154
持有至到期日投資	Held-to-maturity investments	1,597	9,062	12,781	12,756	—	36,196
衍生金融資產	Derivative financial assets	1,320	1	4	—	—	1,325
應收款項及其他資產	Receivables and other assets	385	693	493	129	1	1,701
		35,223	159,432	125,756	26,001	5,091	351,503

財務訊息披露(根據澳門財務報告準則) Financial Information Disclosure (in Accordance with MFRSs) *(續 Continued)*

財務報告 Financial Statements *(續 Continued)*

未經審核的補充資料 Unaudited Supplementary Information *(續 Continued)* 二零二零年十二月三十一日 31 December 2020

		2019					
		澳門元 MOP	港元 HKD	美元 USD	人民幣 RMB	其他 Others	總計 Total
負債	**Liabilities**						
客戶存款	Deposits from customers	34,214	116,458	64,538	9,081	1,738	226,029
同業存放	Deposits from banks	358	10,486	15,773	1,733	24	28,374
衍生金融負債	Derivative financial liabilities	1,281	—	40	—	—	1,321
已發行債券	Debts issued	—	600	7,965	—	—	8,565
已發行存款證	Certificates of deposit issued	—	1,633	52,818	2,977	—	57,428
以公允價值計量且其變動計入損益之金融負債	Financial liabilities at fair value through profit or loss	—	—	169	12	—	181
其他負債	Other liabilities	449	1,295	1,099	141	19	3,003
		36,302	130,472	142,402	13,944	1,781	324,901
淨頭寸	Net position	(1,079)	28,960	(16,646)	12,057	3,310	26,602
遠期外匯互換合約淨頭寸	Forward foreign exchange contracts net notional position	50	(1,903)	17,199	(12,061)	(3,314)	(29)

銀行 *The Bank*

		2019					
		澳門元 MOP	港元 HKD	美元 USD	人民幣 RMB	其他 Others	總計 Total
資產	**Assets**						
現金與銀行存款及存放貨幣當局存款	Cash and balances with banks and deposits with monetary authority	5,030	3,875	1,607	395	652	11,559
拆放同業	Placements with other banks	1,350	7,847	28,813	—	—	38,010
客戶貸款與墊款	Loans and advances to customers	25,461	134,809	51,079	8,465	4,439	224,253
以公允價值計量且其變動計入損益之金融資產	Financial assets at fair value through profit or loss	—	—	169	12	—	181
可供出售類投資	Available-for-sale investments	2	3,098	30,733	4,244	—	38,077
持有至到期日投資	Held-to-maturity investments	1,597	9,062	12,736	12,757	—	36,152
衍生金融資產	Derivative financial assets	1,320	1	4	—	—	1,325
應收款項及其他資產	Receivables and other assets	448	695	493	129	1	1,766
		35,208	159,387	125,634	26,002	5,092	351,323

財務訊息披露(根據澳門財務報告準則) Financial Information Disclosure (in Accordance with MFRSs) *(續 Continued)*

財務報告 Financial Statements *(續 Continued)*

未經審核的補充資料 Unaudited Supplementary Information *(續 Continued)* 二零二零年十二月三十一日 31 December 2020

		2019					
		澳門元 MOP	港元 HKD	美元 USD	人民幣 RMB	其他 Others	總計 Total
負債	**Liabilities**						
客戶存款	Deposits from customers	34,261	116,493	64,546	9,081	1,738	226,119
同業存放	Deposits from banks	358	10,486	15,773	1,733	24	28,374
衍生金融負債	Derivative financial liabilities	1,281	—	40	—	—	1,321
已發行債券	Debts issued	—	600	7,965	—	—	8,565
已發行存款證	Certificates of deposit issued	—	1,633	52,818	2,977	—	57,428
以公允價值計量且其變動計入損益之金融負債	Financial liabilities at fair value through profit or loss	—	—	169	12	—	181
其他負債	Other liabilities	411	1,292	1,099	141	19	2,962
		36,311	130,504	142,410	13,944	1,781	324,950
淨頭寸	Net position	(1,103)	28,883	(16,776)	12,058	3,311	26,373
遠期外匯互換合約淨頭寸	Forward foreign exchange contracts net notional position	50	(1,903)	17,199	(12,061)	(3,314)	(29)

敏感度分析

本集團於資產負債表日主要有港幣、美元和人民幣敞口。澳門元匯率與港幣匯率掛鉤，而港幣又與美元掛鉤，因此管理層認為本行面對港幣和美元匯率風險極微，故並無呈列敏感度分析。

Sensitivity analysis

The currencies to which the Group had significant exposure at the reporting dates on its monetary financial assets and liabilities included Hong Kong Dollars ("HKD"), United States Dollars ("USD") and Chinese Renminbi ("RMB"). Since Macau Patacas is linked to the HKD and USD, management considered the Group's exposure to HKD and USD is minimal. As such, no sensitivity analysis is presented.

財務訊息披露(根據澳門財務報告準則) Financial Information Disclosure (in Accordance with MFRSs) *(續 Continued)*

財務報告 Financial Statements *(續 Continued)*

未經審核的補充資料 Unaudited Supplementary Information *(續 Continued)*

二零二零年十二月三十一日 31 December 2020

下表列示人民幣資產負債及未來現金流對匯率變動的敏感性分析。計算了當其他項目不變時，澳門元對人民幣匯率的合理可能變動對稅前利潤(基於貨幣資產及負債的公允價值變動)和權益(基於可供出售類投資的公允價值變動)的影響。

The following table demonstrates the sensitivity at the end of the reporting period to a reasonably possible change in the RMB exchange rate, with all other variable held constant, on the Group's and the Bank's profit before tax (due to changes in the fair value of monetary assets and liabilities) and equity (due to changes in the fair value of available-for-sale investments).

(等值百萬澳門元)

(Equivalent in MOP million)

稅前利潤增加／(減少)

Increase/(decrease) in profit before tax

		人民幣匯率變化 Change in RMB exchange rate	集團 The Group		銀行 The Bank	
			2020	2019	**2020**	2019
若澳門元對人民幣升值	If the MOP Strengthens against the RMB	5%	**35**	390	**35**	390
若澳門元對人民幣貶值	If the MOP weakens against the RMB	(5%)	**(35)**	(390)	**(35)**	(390)

權益增加／(減少)

Increase/(decrease) in equity

		人民幣匯率變化 Change in RMB exchange rate	集團 The Group		銀行 The Bank	
			2020	2019	**2020**	2019
若澳門元對人民幣升值	If the MOP Strengthens against the RMB	5%	**658**	212	**658**	212
若澳門元對人民幣貶值	If the MOP weakens against the RMB	(5%)	**(658)**	(212)	**(658)**	(212)

(ii) 利率風險

利率風險是指由於未來利率變動而導致未來現金流量變化或金融工具公允價值變動而產生的風險。

本集團承受當時市場利率波動對其財務狀況及現金流量之影響。息差可因此等變動而增加或減少。利率風險按董事會批准之風險限額進行管理。該等限額乃就每個到期組別進行設定，此外，亦為本集團之持倉總額設定總限額。

下表顯示有關利率合理可能變動，即上調／下調50個基點對淨利息收入之敏感度分析。該等數據顯示淨利息收入應變量之影響，乃根據預期情況及本集團之金融資產與金融負債的浮動利率情況計算。

(ii) Interest rate risk

Interest rate risk arises from the possibility that changes in interest rates will affect future cash flows or the fair values of financial instruments.

The Group takes on exposure to the effects of fluctuations in the prevailing levels of market interest rates on its financial position and cash flows. Interest margins may increase or decrease as a result of such changes. Interest rate risk is managed within risk limits approved by management. Limits are set for each maturity band, in addition, to an aggregate limit, for the aggregate position of the Group.

The table below shows the sensitivity analysis on net interest income of a reasonably possible movement in interest rates; i.e. a 50 basis points increase/decrease in current interest rates. The figures represent the effect of the pro forma movements in net interest income based on the scenario projected and the Group's floating interest rate financial assets and financial liabilities.

財務訊息披露(根據澳門財務報告準則) Financial Information Disclosure (in Accordance with MFRSs) *(續 Continued)*

財務報告 Financial Statements *(續 Continued)*

未經審核的補充資料 Unaudited Supplementary Information *(續 Continued)* 二零二零年十二月三十一日 31 December 2020

基點變動 Changes in basis points	預期淨利息收入變動 Change in projected net interest income	
	集團 The Group 千澳門元 MOP'000	銀行 The Bank 千澳門元 MOP'000
2020		
+50	**162,044**	**142,191**
-50	**(162,044)**	**(142,191)**
2019		
+50	168,884	167,481
-50	(168,884)	(167,481)

(b) 流動性風險

流動性風險是指本集團在正常和壓力情況下，但無法及時償付到期債務的風險。為控制流動性風險，管理層多措並舉確保集團流動性運行平穩，包括拓展穩定資金來源，持續優化流動性管理，每日進行資金監測，保持合理充裕的流動性儲備，並結合預期現金流量及高評級抵押品之可使用性評估，可於有需要時用作擔保額外資金。管理層分別每日及每週監察流動資金及償債能力情況。

(b) Liquidity risk

Liquidity risk is the risk that the Group will be unable to meet its payment obligations when they fall due under normal and stress circumstances. To limit this risk, management has arranged diversified funding sources in addition to its core deposit base, manages assets with liquidity in mind, and monitors future cash flows and liquidity on a daily basis. This incorporates an assessment of expected cash flows and the availability of high grade collateral which could be used to secure additional funding if required. Management monitor the liquidity and solvency position on a daily and weekly basis respectively.

財務訊息披露(根據澳門財務報告準則) Financial Information Disclosure (in Accordance with MFRSs) *(續 Continued)*

財務報告 Financial Statements *(續 Continued)*

未經審核的補充資料 Unaudited Supplementary Information *(續 Continued)* 二零二零年十二月三十一日 31 December 2020

本集團之資產、負債、或有負債及未提取貸款承諾的到期期限分析如下：

An analysis of the maturity profile of the Group's assets, liabilities, contingent liabilities and undrawn loan commitments is as follows:

(等值百萬澳門元)

(Equivalent in MOP million)

集團

The Group

		2020					
		少於 3 個月 Less than 3 months	3 至 12 個月 More than 3 months and up to 12 months	1-5 年 More than 1 year and up to 5 years	長於 5 年 Over 5 years	不定期 Undated	總計 Total
資產	**Assets**						
現金與銀行存款及存放貨幣當局存款	Cash and balances with banks and deposits with monetary authority	44,032	799	—	—	—	44,831
拆放同業	Placements with other banks	34,707	4,252	—	—	—	38,959
客戶貸款與墊款	Loans and advances to customers	20,169	29,585	90,610	91,107	4	231,475
以公允價值計量且其變動計入損益之金融資產	Financial assets at fair value through profit or loss	274	194	—	—	—	468
可供出售類投資	Available-for-sale investments	14,597	28,677	4,133	—	10	47,417
持有至到期日投資	Held-to-maturity investments	30,528	9,162	—	—	—	39,690
衍生金融資產	Derivative financial assets	120	199	1	—	—	320
應收款項及其他資產	Receivables and other assets	1,158	220	194	359	17	1,948
應收所得稅	Income tax receivable	66	—	—	—	—	66
		145,651	73,088	94,938	91,466	31	405,174
負債	**Liabilities**						
客戶存款	Deposits from customers	175,938	81,627	1,042	—	—	258,607
同業存放	Deposits from banks	36,297	1,424	799	—	—	38,520
衍生金融負債	Derivative financial liabilities	295	194	—	—	—	489
已發行債券	Debts issued	—	—	—	12,133	—	12,133
已發行存款證	Certificates of deposit issued	34,983	28,093	—	—	—	63,076
以公允價值計量且其變動計入損益之金融負債	Financial liability at fair value through profit or loss	21	447	—	—	—	468
其他負債	Other liabilities	745	356	55	—	2,124	3,280
應付所得稅	Income tax payable	453	—	—	—	—	453
		248,732	112,141	1,896	12,133	2,124	377,026
淨頭寸	**Net (liabilities)/assets**	(103,081)	(39,053)	93,042	79,333	(2,093)	28,148
或有負債	Contingent liabilities	27	918	1,823	61	8,894	11,723
未提款貸款承諾	Undrawn loan commitments	4,168	591	15,171	44,801	—	64,731
總或有負債及承諾	Total contingent liabilities and commitments	4,196	1,509	16,994	44,862	8,894	76,454

財務訊息披露(根據澳門財務報告準則) Financial Information Disclosure (in Accordance with MFRSs) *(續 Continued)*

財務報告 Financial Statements *(續 Continued)*

未經審核的補充資料 Unaudited Supplementary Information *(續 Continued)* 二零二零年十二月三十一日 31 December 2020

銀行 ***The Bank***

		2020					
		少於 3 個月 Less than 3 months	3 至 12 個月 More than 3 months and up to 12 months	1-5 年 More than 1 year and up to 5 years	長於 5 年 Over 5 years	不定期 Undated	總計 Total
資產	**Assets**						
現金與銀行存款及存放貨幣當局存款	Cash and balances with banks and deposits with monetary authority	44,032	687	—	—	—	44,719
拆放同業	Placements with other banks	34,707	4,252	—	—	—	38,959
客戶貸款與墊款	Loans and advances to customers	20,169	29,585	90,610	91,107	4	231,475
以公允價值計量且其變動計入損益之金融資產	Financial assets at fair value through profit or loss	274	194	—	—	—	468
可供出售類投資	Available-for-sale investments	14,577	28,677	4,072	—	10	47,336
持有至到期日投資	Held-to-maturity investments	30,528	9,141	(24)	—	—	39,645
衍生金融資產	Derivative financial assets	120	199	1	—	—	320
應收款項及其他資產	Receivables and other assets	1,158	220	194	359	57	1,988
應收所得稅	Income tax receivable	66	—	—	—	—	66
		145,631	72,955	94,853	91,466	71	404,976
負債	**Liabilities**						
客戶存款	Deposits from customers	176,022	81,670	1,042	—	—	258,734
同業存放	Deposits from banks	36,297	1,424	799	—	—	38,520
衍生金融負債	Derivative financial liabilities	295	194	—	—	—	489
已發行債券	Debt issued	—	—	—	12,133	—	12,133
已發行存款證	Certificates of deposit issues	34,983	28,093	—	—	—	63,076
以公允價值計量且其變動計入損益之金融負債	Financial liability at fair value through profit or loss	21	447	—	—	—	468
其他負債	Other liabilities	745	356	55	—	2,065	3,221
應付所得稅	Income tax payable	448	—	—	—	—	448
		248,811	112,184	1,896	12,133	2,065	377,089
淨頭寸	**Net (liabilities)/assets**	(103,180)	(39,228)	92,957	79,333	(1,995)	27,887
或有負債	Contingent liabilities	27	918	1,823	61	8,894	11,723
未提款貸款承諾	Undrawn loan commitments	4,168	591	15,171	44,801	—	64,731
總或有負債及承諾	Total contingent liabilities and commitments	4,196	1,509	16,994	44,862	8,894	76,454

財務訊息披露(根據澳門財務報告準則) Financial Information Disclosure (in Accordance with MFRSs) *(續 Continued)*

財務報告 Financial Statements *(續 Continued)*

未經審核的補充資料 Unaudited Supplementary Information *(續 Continued)* 二零二零年十二月三十一日 31 December 2020

集團 ***The Group***

		2019					
		少於 3 個月 Less than 3 months	3 至 12 個月 More than 3 months and up to 12 months	1-5 年 More than 1 year and up to 5 years	長於 5 年 Over 5 years	不定期 Undated	總計 Total
資產	**Assets**						
現金與銀行存款及存放貨幣當局存款	Cash and balances with banks and deposits with monetary authority	11,580	103	—	—	—	11,683
拆放同業	Placements with other banks	38,010	—	—	—	—	38,010
客戶貸款與墊款	Loans and advances to customers	13,533	28,121	95,421	87,171	7	224,253
以公允價值計量且其變動計入損益之金融資產	Financial assets at fair value through profit or loss	—	181	—	—	—	181
可供出售類投資	Available-for-sale investments	4,826	2,040	31,278	—	10	38,154
持有至到期日投資	Held-to-maturity investments	7,940	16,258	11,998	—	—	36,196
衍生金融資產	Derivative financial assets	471	854	—	—	—	1,325
應收款項及其他資產	Receivables and other assets	1,472	232	—	—	(3)	1,701
		77,832	47,789	138,697	87,171	14	351,503
負債	**Liabilities**						
客戶存款	Deposits from customers	170,028	53,293	2,708	—	—	226,029
同業存放	Deposits from banks	25,659	1,604	1,111	—	—	28,374
衍生金融負債	Derivative financial liabilities	457	861	3	—	—	1,321
已發行債券	Debt issued	—	—	—	8,565	—	8,565
已發行存款證	Certificates of deposit issues	47,113	10,315	—	—	—	57,428
以公允價值計量且其變動計入損益之金融負債	Financial liability at fair value through profit or loss	—	181	—	—	—	181
其他負債	Other liabilities	1,299	408	27	—	1,269	3,003
		244,556	66,662	3,849	8,565	1,269	324,901
淨頭寸	**Net (liabilities)/assets**	(166,724)	(18,873)	134,848	78,606	(1,255)	26,602
或有負債	Contingent liabilities	396	1,117	307	—	7,936	9,756
未提款貸款承諾	Undrawn loan commitments	3,862	633	25,433	32,416	—	62,344
總或有負債及承諾	Total contingent liabilities and commitments	4,258	1,750	25,740	32,416	7,936	72,100

財務訊息披露(根據澳門財務報告準則) Financial Information Disclosure (in Accordance with MFRSs) *(續 Continued)*

財務報告 Financial Statements *(續 Continued)*

未經審核的補充資料 Unaudited Supplementary Information *(續 Continued)* 二零二零年十二月三十一日 31 December 2020

銀行 ***The Bank***

		2019					
		少於 3 個月 Less than 3 months	3 至 12 個月 More than 3 months and up to 12 months	1-5 年 More than 1 year and up to 5 years	長於 5 年 Over 5 years	不定期 Undated	總計 Total
資產	**Assets**						
現金與銀行存款及存放貨幣當局存款	Cash and balances with banks and deposits with monetary authority	11,559	—	—	—	—	11,559
拆放同業	Placements with other banks	38,010	—	—	—	—	38,010
客戶貸款與墊款	Loans and advances to customers	13,533	28,121	95,421	87,171	7	224,253
以公允價值計量且其變動計入損益之金融資產	Financial assets at fair value through profit or loss	—	181	—	—	—	181
可供出售類投資	Available-for-sale investments	4,826	2,040	31,201	—	10	38,077
持有至到期日投資	Held-to-maturity investments	7,916	16,258	11,978	—	—	36,152
衍生金融資產	Derivative financial assets	471	854	—	—	—	1,325
應收款項及其他資產	Receivables and other assets	1,472	232	—	—	62	1,766
		77,787	47,686	138,600	87,171	79	351,323
負債	**Liabilities**						
客戶存款	Deposits from customers	170,112	53,299	2,708	—	—	226,119
同業存放	Deposits from banks	25,659	1,604	1,111	—	—	28,374
衍生金融負債	Derivative financial liabilities	457	861	3	—	—	1,321
已發行債券	Debt issued	—	—	—	8,565	—	8,565
已發行存款證	Certificates of deposit issues	47,113	10,315	—	—	—	57,428
以公允價值計量且其變動計入損益之金融負債	Financial liability at fair value through profit or loss	—	181	—	—	—	181
其他負債	Other liabilities	1,299	408	27	—	1,228	2,962
		244,640	66,668	3,849	8,565	1,228	324,950
淨頭寸	Net (liabilities)/assets	(166,853)	(18,982)	134,751	78,606	(1,149)	26,373
或有負債	Contingent liabilities	396	1,117	307	—	7,936	9,756
未提款貸款承諾	Undrawn loan commitments	3,862	633	25,433	32,416	—	62,344
總或有負債及承諾	Total contingent liabilities and commitments	4,258	1,750	25,740	32,416	7,936	72,100

財務訊息披露(根據澳門財務報告準則) Financial Information Disclosure (in Accordance with MFRSs) *(續 Continued)*

財務報告 Financial Statements *(續 Continued)*

未經審核的補充資料 Unaudited Supplementary Information *(續 Continued)* 二零二零年十二月三十一日 31 December 2020

本集團金融工具未經折現的合同現金流量按到期日分析如下。非衍生金融負債以淨值列示，衍生金融工具以總額和淨額分別列示。表內披露之金額為未折現合同現金流量，而本集團則根據預測之未折現合同現金流量管理內在流動性風險。

The table below presents the cash flow payables by the Group under non-derivative financial liabilities that will be settled on a net basis and derivative financial instruments that will be settled on gross and net basis respectively by remaining contractual maturities at the end of the reporting period. The amounts disclosed in the table are the contractual undiscounted cash flows, whereas the Group manages the inherent liquidity risk based on expected undiscounted cash flows.

(等值百萬澳門元)

(Equivalent in MOP million)

集團

The Group

		2020					
		少於 3 個月 Less than 3 months	3 至 12 個月 More than 3 months and up to 12 months	1-5 年 More than 1 year and up to 5 years	長於 5 年 Over 5 years	不定期 Undated	總計 Total
客戶存款	Deposits from customers	176,420	82,909	—	—	—	259,329
同業存放	Deposits from banks	36,811	946	823	—	—	38,580
已發行債務與已發行存款證	Debt and certificates of deposit issued	35,060	28,325	656	12,820	—	76,861
總負債	Total liabilities	248,291	112,180	1,479	12,820	—	374,770
衍生品現金流	**Derivatives cash flow**						
以淨額結算的衍生金融工具	Derivative financial instruments Settled on net basis:						
— 總流入	— Total inflow	1	1	1	—	—	3
— 總流出	— Total outflow	—	—	—	—	—	—
以總額結算的衍生金融工具	Derivative financial instruments Settled on gross basis:						
— 總流入	— Total inflow	28,423	—	—	—	—	28,423
— 總流出	— Total outflow	28,306	—	—	—	—	28,306

財務訊息披露(根據澳門財務報告準則) Financial Information Disclosure (in Accordance with MFRSs) *(續 Continued)*

財務報告 Financial Statements *(續 Continued)*

未經審核的補充資料 Unaudited Supplementary Information *(續 Continued)* 二零二零年十二月三十一日 31 December 2020

銀行 ***The Bank***

		2020					
		少於 3 個月 Less than 3 months	3 至 12 個月 More than 3 months and up to 12 months	1-5 年 More than 1 year and up to 5 years	長於 5 年 Over 5 years	不定期 Undated	總計 Total
客戶存款	Deposits from customers	176,504	82,951	—	—	—	259,455
同業存放	Deposits from banks	36,811	946	823	—	—	38,580
已發行債務與已發行存款證	Debt and certificates of deposit issued	35,060	28,325	656	12,820	—	76,861
總負債	Total liabilities	248,375	112,222	1,479	12,820	—	374,896
衍生品現金流	**Derivatives cash flow**						
以淨額結算的衍生金融工具	Derivative financial instruments Settled on net basis:						
— 總流入	— Total inflow	1	1	1	—	—	3
— 總流出	— Total outflow	—	—	—	—	—	—
以總額結算的衍生金融工具	Derivative financial instruments Settled on gross basis:						
— 總流入	— Total inflow	28,423	—	—	—	—	28,423
— 總流出	— Total outflow	28,306	—	—	—	—	28,306

財務訊息披露(根據澳門財務報告準則) Financial Information Disclosure (in Accordance with MFRSs) *(續 Continued)*

財務報告 Financial Statements *(續 Continued)*

未經審核的補充資料 Unaudited Supplementary Information *(續 Continued)* 二零二零年十二月三十一日 31 December 2020

集團 ***The Group***

		2019					
		少於 3 個月 Less than 3 months	3 至 12 個月 More than 3 months and up to 12 months	1-5 年 More than 1 year and up to 5 years	長於 5 年 Over 5 years	不定期 Undated	總計 Total
客戶存款	Deposits from customers	171,184	54,546	2,708	—	—	228,438
同業存放	Deposits from banks	25,732	1,824	1,111	—	—	28,667
已發行債務與已發行存款證	Debt and certificates of deposit issued	47,395	10,561	708	11,029	—	69,693
總負債	Total liabilities	244,311	66,931	4,527	11,029	—	326,798
衍生品現金流	**Derivatives cash flow**						
以淨額結算的衍生金融工具	Derivative financial instruments Settled on net basis:						
— 總流入	— Total inflow	3	5	2	—	—	10
— 總流出	— Total outflow	1	6	4	—	—	11
以總額結算的衍生金融工具	Derivative financial instruments Settled on gross basis:						
— 總流入	— Total inflow	14,813	11,737	—	—	—	26,550
— 總流出	— Total outflow	14,814	11,737	—	—	—	26,551

財務訊息披露(根據澳門財務報告準則) Financial Information Disclosure (in Accordance with MFRSs) *(續 Continued)*

財務報告 Financial Statements *(續 Continued)*

未經審核的補充資料 Unaudited Supplementary Information *(續 Continued)* 二零二零年十二月三十一日 31 December 2020

銀行 ***The Bank***

		2019					
		少於 3 個月 Less than 3 months	3 至 12 個月 More than 3 months and up to 12 months	1-5 年 More than 1 year and up to 5 years	長於 5 年 Over 5 years	不定期 Undated	總計 Total
客戶存款	Deposits from customers	171,184	54,546	2,708	—	—	228,438
同業存放	Deposits from banks	25,732	1,824	1,111	—	—	28,667
已發行債務與已發行存款證	Debt and certificates of deposit issued	47,395	10,561	708	11,029	—	69,693
總負債	Total liabilities	244,311	66,931	4,527	11,029	—	326,798
衍生品現金流	**Derivatives cash flow**						
以淨額結算的衍生金融工具	Derivative financial instruments Settled on net basis:						
— 總流入	— Total inflow	3	5	2	—	—	10
— 總流出	— Total outflow	1	6	4	—	—	11
以總額結算的衍生金融工具	Derivative financial instruments Settled on gross basis:						
— 總流入	— Total inflow	14,813	11,737	—	—	—	26,550
— 總流出	— Total outflow	14,814	11,737	—	—	—	26,551

(c) 信用風險

信用風險是客戶或交易對手未按照約定履行義務而產生的風險，本集團信用風險主要來源於借貸、貿易融資和資金業務。

(c) Credit risk

Credit risk is the risk that a customer or counterparty in a transaction may default and arises mainly from lending, trade finance and treasury activities undertaken by the Group.

財務訊息披露(根據澳門財務報告準則) Financial Information Disclosure (in Accordance with MFRSs) *(續 Continued)*

財務報告 Financial Statements *(續 Continued)*

未經審核的補充資料 Unaudited Supplementary Information *(續 Continued)* 二零二零年十二月三十一日 31 December 2020

本集團嚴格遵循信用風險管理流程，以計量、監督和控制信用風險。 本集團的信貸機構由信貸委員會、總經理、信貸部門負責人、營銷部門負責人、行政總裁和董事組成，他們具有豐富的銀行業務經驗，負責審批信貸業務。 各層級按各級審批權限嚴格執行。 批准信貸的信貸機構層次結構符合分行的信貸政策；根據信用額度和其他控制限制(例如大額風險和集中度限制)對風險敞口進行監控； 在主要信貸職能中實行職責劃分，以確保分別進行信貸控制和監控； 問題信貸的管理由獨立的工作團隊處理。

The Group has a credit risk management process to measure, monitor and control credit risk. The lending authority of the Bank consists of the credit committee, general manager, credit department heads, marketing department heads, chief executive officer and directors who have extensive banking experience, and have the ultimate authority in approving loans and advances to customers. Each level within the authority hierarchy has its own lending limit which is specified in the credit memorandum. The hierarchy of credit authority which approves credit is in compliance with the Group's credit policy; exposures are monitored against credit limits and other control limits (such as large exposures and concentration limits); segregation of duties in key credit functions is in place to ensure separate credit control and monitoring; management and recovery of problem credits is handled by an independent work-out team.

本集團在一個保守的框架內管理其信用風險。 信貸政策會根據當前的商業和經濟狀況，監管要求以及其資本資源等因素定期進行修訂。

The Group manages its credit risk within a conservative framework. Its credit policy is regularly revised, taking into account factors such as prevailing business and economic conditions, regulatory requirements and its capital resources.

本銀行的政策是在逾期時將貸款從履行等級降級為不良等級。銀行的貸款監控政策符合AMCM規定的要求。銀行信貸管理部及時監測逾期貸款情況。當貸款出現逾期，它們將重新分類為二級 — 特別關注帳戶。逾期超過90天的貸款被分類為三級 — 次級帳戶，並進行減值評估。

The Bank has a policy of downgrading loans from performing grade to non-performing grade when it became overdue. The Bank's loan monitoring policy is in compliance with the requirements set out by the AMCM. The Credit Management Department of the Bank monitors the overdue loans on a timely basis. Once the loans became overdue, they are reclassified into level 2 — special mention accounts. Loans overdue longer than 90 days are classified into level 3 — substandard accounts, and subject to impairment assessment.

(i) 最大信用風險敞口

於資產負債表日，不考慮任何擔保物及其他信用增級措施的最大信用風險敞口(包含衍生工具)詳情如下，風險敞口以資產負債表中的賬面金額列示：

(i) Maximum exposure to credit risk

The table below shows the maximum exposure to credit risk for the components at the end of the reporting period, including derivatives. The maximum exposure is based on the carrying amounts as reported in the balance sheet, before the effect of mitigation through the use of master netting and collateral agreements.

財務訊息披露(根據澳門財務報告準則) Financial Information Disclosure (in Accordance with MFRSs) *(續 Continued)*

財務報告 Financial Statements *(續 Continued)*

未經審核的補充資料 Unaudited Supplementary Information *(續 Continued)* 二零二零年十二月三十一日 31 December 2020

最大風險敞口總額 *Gross maximum exposure*

		集團 The Group		銀行 The Bank	
		2020	2019	**2020**	2019
		千澳門元	千澳門元	**千澳門元**	千澳門元
		MOP'000	MOP'000	**MOP'000**	MOP'000
存放同業結餘	Balances with other banks	**36,796,317**	3,512,929	**36,684,249**	3,388,725
存放貨幣當局	Deposits with monetary authority	**4,935,753**	4,219,221	**4,935,753**	4,219,221
拆放同業	Placements with other banks	**38,958,953**	38,009,688	**38,958,953**	38,009,688
客戶貸款與墊款	Loans and advances to customers	**231,474,647**	224,252,719	**231,474,647**	224,252,719
以公允價值計量且其變動計入損益之金融資產	Financial assets at fair value through profit or loss	**468,329**	181,108	**468,329**	181,108
可供出售類投資	Available-for-sale investments	**47,416,718**	38,153,923	**47,335,910**	38,077,488
衍生金融資產	Derivative financial assets	**320,121**	1,324,973	**320,121**	1,324,973
應收款及其他資產	Receivables and other assets	**1,948,149**	1,701,031	**1,987,809**	1,765,940
應收所得稅	Income tax receivable	**66,161**	—	**66,161**	—
持有至到期日投資	Held-to-maturity investments	**39,690,112**	36,196,439	**39,644,947**	36,151,847
總計	Total	**402,075,260**	347,552,031	**401,876,879**	347,371,709
保函	Guarantees	**10,791,882**	9,141,367	**10,791,882**	9,141,367
給客戶開立信用證而承擔的負債	Liabilities under letters of credit on behalf of customers	**931,171**	614,542	**931,171**	614,542
未提款貸款承諾	Undrawn loan commitments	**64,730,838**	62,343,960	**64,730,838**	62,343,960
總計	Total	**76,453,891**	72,099,869	**76,453,891**	72,099,869
信用風險敞口總計	Total credit risk exposure	**478,529,151**	419,651,900	**478,330,770**	419,471,578

財務訊息披露(根據澳門財務報告準則) Financial Information Disclosure (in Accordance with MFRSs) *(續 Continued)*

財務報告 Financial Statements *(續 Continued)*

未經審核的補充資料 Unaudited Supplementary Information *(續 Continued)* 二零二零年十二月三十一日 31 December 2020

(ii) 信貸質量

客戶貸款及墊款按信貸質量分析如下：

(ii) Credit quality

Distribution of gross loans and advances to customers by credit quality are summarised as follows:

			集團 The Group	
			2020	2019
		附註 Note	**千澳門元 MOP'000**	千澳門元 MOP'000
未逾期及未減值	Neither past due nor impaired	*(1)*	**230,392,149**	221,949,841
專項減值	Individually impaired	*(2)*	**602,479**	245,555
已逾期但未減值	Past due but not impaired	*(2), (3)*	**600,035**	1,224,533
總計	Total		**231,594,663**	223,419,929

			銀行 The Bank	
			2020	2019
		附註 Note	**千澳門元 MOP'000**	千澳門元 MOP'000
未逾期及未減值	Neither past due nor impaired	*(1)*	**230,392,149**	221,949,841
專項減值	Individually impaired	*(2)*	**602,479**	245,555
已逾期但未減值	Past due but not impaired	*(2), (3)*	**600,035**	1,224,533
總計	Total		**231,594,663**	223,419,929

附註：

(1) 本集團及本行所有該等貸款未獲評級。

(2) 本集團及本行已逾期或已計提專項減值的貸款所對應的抵押物主要為銀行存款和物業。當對減值貸款進行評估時，本集團會考慮抵押物價值。抵押物價值只計算小於等於貸款和墊款金額(擔保品餘額)部分。截至2020年12月底由本集團及本行持有的總抵押物餘額為861百萬澳門元(2019：1,120百萬澳門元)。

Notes:

(1) The Group and the Bank has unrated exposures for all these loans.

(2) The collaterals that the Group and the Bank held relating to loans which are past due or individually impaired mainly consisted of bank deposits and properties. The Group and the Bank takes into account the collateral values when performing its individual assessment on impaired loans. Where collateral values are greater than gross advances, only the amount of collateral up to the gross loan and advance (secured balance) was included. The total secured balance of collaterals held by the Group and the Bank as at 31 December 2020 amounted to MOP861 million (2019: MOP1,120 million).

財務訊息披露(根據澳門財務報告準則) Financial Information Disclosure (in Accordance with MFRSs) *(續 Continued)*

財務報告 Financial Statements *(續 Continued)*

未經審核的補充資料 Unaudited Supplementary Information *(續 Continued)* 二零二零年十二月三十一日 31 December 2020

(3) 於報告期末，已逾期未減值的總貸款與墊款分佈如下：

(3) Distribution of gross loans and advances that were past due but not impaired at the end of the reporting period are summarised as follows:

集團與銀行

The Group and the Bank

		2020				
		少於 30 天 Less than 30 days 千澳門元 MOP'000	**31-60 天 31-60 days 千澳門元 MOP'000**	**61-90 天 61-90 days 千澳門元 MOP'000**	**長於 90 天 More than 90 days 千澳門元 MOP'000**	**總計 Total 千澳門元 MOP'000**
客戶貸款與墊款	Loans and advances to customers	**484,758**	**72,765**	**42,512**	**—**	**600,035**

		2019				
		少於 30 天 Less than 30 days 千澳門元 MOP'000	31-60 天 31-60 days 千澳門元 MOP'000	61-90 天 61-90 days 千澳門元 MOP'000	長於 90 天 More than 90 days 千澳門元 MOP'000	總計 Total 千澳門元 MOP'000
客戶貸款與墊款	Loans and advances to customers	718,911	143,326	362,296	—	1,224,533

本年，本集團並無對此類金融資產重新定價。

During the year, no financial assets of the Group have been renegotiated.

(iii) 擔保物和其他信用增級

本集團需要取得的擔保物金額及類型基於對交易對手的信用風險評估決定。本集團擔保物主要為銀行存款及物業。

管理層監察擔保物的市值，並在必要時根據相關協議要求追加擔保物。

(iii) Collaterals and other credit enhancements

The amount and type of collateral required depends on an assessment of the credit risk of the counterparty. The main types of collateral obtained are bank deposits and properties.

Management monitors the market value of collateral, requests additional collateral in accordance with the underlying agreement, and monitors the market value of collateral obtained during its review of the adequacy of the allowance for impairment losses.

本集團對抵債資產進行有序處置，所得款項用以抵償貸款。一般而言，本集團不將抵債資產用於商業用途。

It is the Group's policy to dispose repossessed properties in an orderly fashion. The proceeds are used to reduce or repay the outstanding claim. In general, the Group does not occupy repossessed properties for business use.

於報告期末，本集團無抵債資產。

As the end of the reporting period, the Group has no repossessed assets.

(iv) 集中度風險

(iv) Concentration of risks

於報告期末，本集團和本銀行對母公司的信用風險敞口佔比為11.68%(2019：2.37%)，詳見附註3(a)。

As at end of the reporting period, the Group has certain concentration of credit risk as 11.68% (2019: 2.37%) of the Group's and the Bank's credit risk exposure are with its ultimate holding company as shown in note 3(a).

於報告期末，除了對母公司的集中度風險外，本集團和本銀行對某一交易對手信用風險敞口佔比為2.57%(2019:集團佔比3.36%，銀行佔比 3.36%)。本集團以向借款者要求提供有形擔保物或存款質押以減低信用風險。

Other than the concentration risk with its ultimate holding company, the Group has certain concentration of credit risk as 2.57% of the Group's and 2.57% of the Bank's credit risk exposure are with one counterparty as at the end of the reporting period (2019: 3.36% of the Group's and 3.36% of the Bank's credit risk). The Group's measures for mitigating its credit risk include solicitation of tangible collaterals or pledged deposits from the borrower.

(d) 資本管理

(d) Capital management

本集團資本管理之主要目的是為了確保本行遵守外部所訂之資本要求，同時能保持良好的信用評級及合理的資本充足率以支持本行業務增長、提升股東價值。

The primary objectives of the Group's capital management are to ensure that the Group complies with externally imposed capital requirements and that the Group maintains strong credit ratings and healthy capital ratios in order to support its business and to maximise shareholders' value.

本集團根據市場經濟狀況及營運活動風險特性之轉變對資本管理政策作出調整。本行具備健全的資本管理機制，定期對資本及風險加權資產變化作出監察及管理，制定資本管理計劃，評估未來一段時間理想的資本水平及資本結構，並適時通過不同渠道補充資本，確保本集團長期可持續發展。

The Group makes and adjusts its capital management policies based on changes in market economic conditions and the risk characteristics of its activities. The Group has a sound capital management mechanism. It regularly monitors and manages changes in capital and risk-weighted assets, formulates capital management plans, evaluates ideal capital levels and capital structures for a period of time in the future, and replenishes capital through different channels as appropriate to ensure the long-term sustainable development.

在本年度內，本集團遵循澳門金管局設定的所有資本要求。

During the year, the Group has complied with all of the imposed capital requirements by the AMCM.

		集團 The Group		銀行 The Bank	
		2020	2019	**2020**	2019
資本充足率	Capital adequacy ratio	**14.31%**	12.94%	**14.22%**	12.85%

2. 公允價值層級架構

(a) 公允價值

在活躍市場交易的金融工具的公允價值根據於報告期末取得的市場價格計算。就金融資產而言，市場價格為現有買入價；而就金融負債而言，所報市場價格為現有賣出價。

如果某項金融工具並非於活躍市場交易(例如場外交易衍生工具)，其公允價值將採用估值方法確定。

衍生金融資產及負債採取現金流量折現估值方法確定其公允價值。衍生金融資產及負債於之餘額於附註22披露。

2. Fair value and fair hierarchy

(a) Fair value

The fair value of financial instruments traded in active markets is based on market prices quoted at the end of the reporting period. For financial assets, the current bid price is quoted; for financial liabilities, the current ask price is quoted.

The fair value of financial instruments that are not traded in an active market (for example, over-the-counter derivatives) is determined by using valuation techniques.

Derivative financial assets and liabilities are recorded at fair values obtained from valuation techniques using current market parameters. The amounts of derivative financial assets and liabilities are disclosed in note 22.

(b) 公允價值層級架構

公允價值估計是根據金融工具的特征和相關市場資料於某一特定時間做出，本集團根據以下三個層次確認及披露金融工具的公允價值：

— 第一層估值：釐定公允價值只採用第一層輸入值，即相同資產或負債在活躍市場未經調整的公開報價。

— 第二層估值：釐定公允價值採用第二層輸入值，即所有對估值有重大影響的參數均可採用直接或間接可觀察的市場信息。

— 第三層估值：釐定公允價值基於對估值有影響的的非可觀察參數。

(b) Fair value hierarchy

The following table presents the fair value of the Group's financial instruments measured at the end of the reporting period on a recurring basis, categorised into the three-level fair value hierarchy. The level into which a fair value measurement is classified is determined with reference to the observability and significance of the inputs used in the valuation technique as follows:

— Level 1 valuations: Fair value measured using only Level 1 inputs i.e. unadjusted quoted prices in active markets for identical assets or liabilities at the measurement date.

— Level 2 valuations: Fair value measured using Level 2 inputs i.e. observable inputs which fail to meet Level 1, and not using significant unobservable inputs. Unobservable inputs are inputs for which market data are not available.

— Level 3 valuations: Fair value measured using significant unobservable inputs.

財務訊息披露(根據澳門財務報告準則) Financial Information Disclosure (in Accordance with MFRSs) *(續 Continued)*

財務報告 Financial Statements *(續 Continued)*

未經審核的補充資料 Unaudited Supplementary Information *(續 Continued)* 二零二零年十二月三十一日 31 December 2020

集團 ***The Group***

		2020			
		第一層 Level 1 千澳門元 MOP'000	第二層 Level 2 千澳門元 MOP'000	第三層 Level 3 千澳門元 MOP'000	總計 Total 千澳門元 MOP'000
金融資產	**Financial assets**				
可供出售類投資： — 債務證券	Available-for-sale investments: — Debt securities	23,876,660	23,332,018	197,863	47,406,542
衍生金融資產	Derivative financial assets	—	320,121	—	320,121
以公允價值計量且其變動計入損益之衍生金融資產	Financial assets at fair value through profit or loss	—	468,329	—	468,329
		23,876,660	24,120,468	197,863	48,194,992
金融負債	**Financial liabilities**				
衍生金融負債	Derivative financial liabilities	—	(488,867)	—	(488,867)
以公允價值計量且其變動計入損益之衍生金融負債	Financial liabilities at fair value through profit or loss	—	(468,195)	—	(468,195)
		—	(957,062)	—	(957,062)

財務訊息披露(根據澳門財務報告準則) Financial Information Disclosure (in Accordance with MFRSs) *(續 Continued)*

財務報告 Financial Statements *(續 Continued)*

未經審核的補充資料 Unaudited Supplementary Information *(續 Continued)* 二零二零年十二月三十一日 31 December 2020

銀行 ***The Bank***

		2020			
		第一層 Level 1 千澳門元 MOP'000	第二層 Level 2 千澳門元 MOP'000	第三層 Level 3 千澳門元 MOP'000	總計 Total 千澳門元 MOP'000
金融資產	**Financial assets**				
可供出售類投資： — 債務類證券	Available-for-sale investments: — Debt securities	23,876,661	23,263,330	197,863	47,325,734
衍生金融資產	Derivative financial assets	—	320,121	—	320,121
以公允價值計量且其變動計入損益之衍生金融資產	Financial assets at fair value through profit or loss	—	468,329	—	468,329
		23,876,661	24,051,780	197,863	48,114,184
金融負債	**Financial liabilities**				
衍生金融負債	Derivative financial liabilities	—	(488,867)	—	(488,867)
以公允價值計量且其變動計入損益之衍生金融負債	Financial liabilities at fair value through profit or loss	—	(468,195)	—	(468,195)
		—	(957,062)	—	(957,062)

財務訊息披露(根據澳門財務報告準則) Financial Information Disclosure (in Accordance with MFRSs) *(續 Continued)*

財務報告 Financial Statements *(續 Continued)*

未經審核的補充資料 Unaudited Supplementary Information *(續 Continued)* 二零二零年十二月三十一日 31 December 2020

集團 ***The Group***

		2019			
		第一層 Level 1 千澳門元 MOP'000	第二層 Level 2 千澳門元 MOP'000	第三層 Level 3 千澳門元 MOP'000	總計 Total 千澳門元 MOP'000
金融資產	**Financial assets**				
可供出售類投資：	Available-for-sale investments:				
— 債務證券	— Debt securities	31,072,166	7,071,581	—	38,143,747
衍生金融資產	Derivative financial assets	—	1,324,973	—	1,324,973
以公允價值計量且其變動計入損益之衍生金融資產	Financial assets at fair value through profit or loss	—	181,108	—	181,108
		31,072,166	8,577,662	—	39,649,828
金融負債	**Financial liabilities**				
衍生金融負債	Derivative financial liabilities	—	(1,321,331)	—	(1,321,331)
以公允價值計量且其變動計入損益之衍生金融負債	Financial liabilities at fair value through profit or loss	—	(181,074)	—	(181,074)
		—	(1,502,405)	—	(1,502,405)

財務訊息披露(根據澳門財務報告準則) Financial Information Disclosure (in Accordance with MFRSs) *(續 Continued)*

財務報告 Financial Statements *(續 Continued)*

未經審核的補充資料 Unaudited Supplementary Information *(續 Continued)* 二零二零年十二月三十一日 31 December 2020

銀行 ***The Bank***

		2019			
		第一層 Level 1 千澳門元 MOP'000	第二層 Level 2 千澳門元 MOP'000	第三層 Level 3 千澳門元 MOP'000	總計 Total 千澳門元 MOP'000
金融資產	**Financial assets**				
可供出售類投資：	Available-for-sale investments:				
— 債務證券	— Debt securities	31,011,824	7,055,488	—	38,067,312
衍生金融資產	Derivative financial assets	—	1,324,973	—	1,324,973
以公允價值計量且其變動計入損益之衍生金融資產	Financial assets at fair value through profit or loss	—	181,108	—	181,108
		31,011,824	8,561,569	—	39,573,393
金融負債	**Financial liabilities**				
衍生金融負債	Derivative financial liabilities	—	(1,321,331)	—	(1,321,331)
以公允價值計量且其變動計入損益之衍生金融負債	Financial liabilities at fair value through profit or loss	—	(181,074)	—	(181,074)
		—	(1,502,405)	—	(1,502,405)

財務訊息披露(根據澳門財務報告準則) Financial Information Disclosure (in Accordance with MFRSs) *(續 Continued)*

財務報告 Financial Statements *(續 Continued)*

未經審核的補充資料 Unaudited Supplementary Information *(續 Continued)* 二零二零年十二月三十一日 31 December 2020

第一層與第二層互相轉化

以公允價值入賬的第一層與第二層金融資產轉化情況如下表所示：

Transfers between level 1 and 2

The following table shows transfers between level 1 and level 2 of the fair value hierarchy for financial assets and liabilities which are recorded at fair value:

集團

The Group

		從第二層轉為第一層 Transfers from level 2 to level 1		從第一層轉為第二層 Transfers from level 1 to level 2		從第一層轉為第三層 Transfers from level 1 to level 3	
		2020	2019	**2020**	2019	**2020**	2019
		千澳門元	千澳門元	**千澳門元**	千澳門元	**千澳門元**	千澳門元
		MOP'000	MOP'000	**MOP'000**	MOP'000	**MOP'000**	MOP'000
可供出售類投資	Available-for-sale investments						
債務證券	Debt securities	**505,206**	2,543,363	**10,739,835**	1,779,103	**185,743**	—

銀行

The Bank

		從第二層轉為第一層 Transfers from level 2 to level 1		從第一層轉為第二層 Transfers from level 1 to level 2		從第一層轉為第三層 Transfers from level 1 to level 3	
		2020	2019	**2020**	2019	**2020**	2019
		千澳門元	千澳門元	**千澳門元**	千澳門元	**千澳門元**	千澳門元
		MOP'000	MOP'000	**MOP'000**	MOP'000	**MOP'000**	MOP'000
可供出售類投資	Available-for-sale investments						
債務證券	Debt securities	**505,206**	2,543,363	**10,695,703**	1,779,103	**185,743**	—

本年，運用活躍市場報價確定的公允價值，從第二層級轉至第一層級的金融資產為505,206,000澳門元(2019：2,543,363,000澳門元)。另外，運用非活躍市場報價確定的公允價值，從第一層級轉至第二層級的金融資產為10,739,835,000澳門元(2019：1,779,103,000澳門元)。

During the year, there were transfers of financial assets from level 2 to level 1 of MOP505,206,000 (2019: MOP2,543,363,000) and the fair value was determined using active market quotes. In addition, there were transfers of financial assets of MOP10,739,835,000 from level 1 to level 2 (2019: MOP1,779,103,000).

本年，從第一層級轉至第三層級的金融資產為185,743,000澳門元(2019：無)。

There were transfers of financial assets from level 1 to level 3 of MOP185,743,000 (2019: Nil) during the year.

(c) 不使用公允價值計量的金融工具

(i) 除下列金融工具外，本集團及銀行以成本或攤餘成本入賬的之金融工具賬面值，與其於2019年12月31日及2020年12月31日之公允價值相若。這些金融工具的賬面金額與公允價值披露如下：

(c) Financial instruments not measured at fair value

(i) The carrying amounts of the Group's and the Bank's financial instruments carried at cost or amortised cost are not materially different from their fair values as at 31 December 2019 and 2020 except for the following financial instruments, for which their carrying amounts and fair value are disclosed below:

集團 *The Group*

		2020		
		賬面金額 Carrying amounts 千澳門元 MOP'000	公允價值 Fair value 千澳門元 MOP'000	未確認收益／(損失) Unrecognised gain/(loss) 千澳門元 MOP'000
持有至到期日投資	Held-to-maturity investments	39,690,112	39,758,515	68,403
發行債務	Debts issued	(12,133,486)	(12,481,824)	(348,338)

銀行 *The Bank*

		2020		
		賬面金額 Carrying amounts 千澳門元 MOP'000	公允價值 Fair value 千澳門元 MOP'000	未確認收益／(損失) Unrecognised gain/(loss) 千澳門元 MOP'000
持有至到期日投資	Held-to-maturity investments	39,644,947	39,713,414	68,467
發行債務	Debt issued	(12,133,486)	(12,481,824)	(348,338)

財務訊息披露(根據澳門財務報告準則) Financial Information Disclosure (in Accordance with MFRSs) *(續 Continued)*

財務報告 Financial Statements *(續 Continued)*

未經審核的補充資料 Unaudited Supplementary Information *(續 Continued)*

二零二零年十二月三十一日 31 December 2020

集團 *The Group*

		2019		
		賬面金額 Carrying amounts 千澳門元 MOP'000	公允價值 Fair value 千澳門元 MOP'000	未確認收益／(損失) Unrecognised gain/(loss) 千澳門元 MOP'000
持有至到期日投資	Held-to-maturity investments	36,196,439	36,173,331	(23,108)
發行債務	Debt issued	(8,565,240)	(8,610,810)	(45,570)

銀行 *The Bank*

		2019		
		賬面金額 Carrying amounts 千澳門元 MOP'000	公允價值 Fair value 千澳門元 MOP'000	未確認收益／(損失) Unrecognised gain/(loss) 千澳門元 MOP'000
持有至到期日投資	Held-to-maturity investments	36,151,847	36,128,402	(23,445)
發行債務	Debt issued	(8,565,240)	(8,610,810)	(45,570)

(ii) 同業存款、拆放同業及存放貨幣當局存款

浮動利率拆放同業和隔夜存款的公允價值與賬面值相等。固定利率存放同業的公允價值用未來現金流在存款剩餘期間內折現(折現率為資金市場當時利率)。由於所有該等存款均於一年內到期，故其估計之公允價值約等於其賬面值。

(ii) Balances and placements with banks and monetary authority

The fair values of floating rate placements and overnight deposits are their carrying amounts. While the fair value of fixed interest placements are based on the discounted cash flows using the prevailing money-market interest rates and their remaining period up to the date of maturity, the estimated fair values are approximately equal to their carrying values since all such placements are due in less than one year.

財務訊息披露(根據澳門財務報告準則) Financial Information Disclosure (in Accordance with MFRSs) *(續 Continued)*

財務報告 Financial Statements *(續 Continued)*

未經審核的補充資料 Unaudited Supplementary Information *(續 Continued)* 二零二零年十二月三十一日 31 December 2020

(iii) 客戶貸款、墊款及貿易票據

客戶貸款、墊款及貿易融資以扣除減值撥備後列示。除少部分客戶貸款及墊款以外，所有項目皆為浮動利率貸款。本集團根據市場利率變動情況，評估貸款、墊款及貿易票據之公允價值。本集團認為其公允價值總額與賬面價值總額不存有重大差異。

(iii) Loan and advances and trade bills

Loans and advances and trade finance are net of allowances for impairment. All items, except for a small portion of loans and advances to customers, bear interest at a floating rate. The Group has assessed the fair value of loan and advances and trade bills, after taking into account the relevant market interest rates, and has noted that the total fair value is not materially different from the total carrying value.

(iv) 沒有活躍市場報價的可供出售類權益工具

沒有活躍市場報價的可供出售類權益工具以成本扣除減值準備列示。

(iv) Unquoted available-for-sale equity investments

The unquoted available-for-sale equity investments have been stated at cost less any impairment loss.

(v) 客戶及同業存款

無固定到期日的客戶及同業浮動利率存款之公允價值等於其賬面價值。沒有市場報價的客戶與同業固定利率存款的公允價值採用現金流折現模型估值，其折現利率選用相同期限的新負債利率。客戶及同業存款之存續期一般小於一年，其公允價值約等於其賬面價值。

(v) Deposits from banks and customers

The estimated fair values of deposits from customers and other banks with no stated maturity and bearing floating rates are their carrying values. The fair value of fixed interest-bearing deposits from customers and other banks without quoted market price is based on discounted cash flows using the interest rates for new debts with similar remaining maturity and, since their maturity is normally less than one year from the end of the reporting period, their fair values are approximately equal to their carrying values.

財務訊息披露(根據澳門財務報告準則) Financial Information Disclosure (in Accordance with MFRSs) *(續 Continued)*

財務報告 Financial Statements *(續 Continued)*

未經審核的補充資料 Unaudited Supplementary Information *(續 Continued)* 二零二零年十二月三十一日 31 December 2020

(vi) 發行存款證

發行固定利率存款證的公允價值採用現金流折現模型估值，其折現利率選用相同信用風險和期限的新負債利率。發行存款證的期限一般小於一年，其公允價值約等於帳面價值。

(vi) Certificates of deposit issued

The estimated fair values of fixed interest bearing certificate of deposits issued is based on discounted cash flows using the interest rates for new debts with similar credit risk and remaining maturity and, since the maturity for the certificate of deposits outstanding is less than one year from the end of the reporting period, their fair values is not materially different to their carrying values.

(vii) 應收款項及其他資產和其他負債

其他資產及其他負債的預估公允價值通常不含利息且約等於其賬面價值。

(vii) Receivables and other assets and other liabilities

The estimated fair value of the other assets and other liabilities, which are normally non-interest bearing, are approximately equal to their carrying value.

財務訊息披露(根據AMCM026/B/2012-DSB/AMCM號文件) Financial Information Disclosure (in Accordance with AMCM026/B/2012-DSB/AMCM)

中國工商銀行(澳門)股份有限公司 Industrial and Commercial Bank of China (Macau) Limited

1. 財務信息

依據《澳門金融體系法律制度》第75條(1)和第75條(3)所需提供的資訊項目。

(a) 綜合資產負債表和資產負債表

集團層面

綜合資產負債表
於二零二零年十二月三十一日

1. Financial Statements

In terms of information required under Article 75(1) and 75(3) of the Financial System Act of Macau (FSAM).

(a) Consolidated balance sheet and balance sheet

Group Level

Consolidated Balance Sheet
As at 31 December 2020

資產	Assets	資產總額 Total Assets	備用金，折舊和減值 Provision Depreciation & Impairment	澳門元 MOP 資產淨額 Net Assets
現金	Cash	3,098,628,740.14		3,098,628,740.14
AMCM 存款	Deposit with A.M.C.M.	4,935,752,741.38		4,935,752,741.38
應收賬項	Account receivable	283,357,757.35		283,357,757.35
在本地之其他信用機構活期存款	Demand deposits with local banks	1,605,744,627.65		1,605,744,627.65
在外地之其他信用機構活期存款	Demand deposits with correspondents	22,302,337,924.26		22,302,337,924.26
金，銀	Gold & Silver			
其他流動資產	Other current assets	394,263,057.87		394,263,057.87
放款	Loans & advances	226,258,144,422.42	213,628,654.28	226,044,515,768.14
在本澳信用機構拆放	Interbank placement with local banks	26,741,040,591.10		26,741,040,591.10
在外地信用機構之通知及定期存款	Deposits at call & time with correspondents	29,355,790,103.00		29,355,790,103.00
股票、債券及股權	Securities	87,649,211,814.03	69,069,777.17	87,580,142,036.86
承銷資金投資	Utilization of resources in trust			
債務人	Debtors	1,928,855,272.13		1,928,855,272.13
其他投資	Other investments			
財務投資	Financial investments			
不動產	Buildings	281,971,890.92	106,924,802.18	175,047,088.74
設備	Equipment	307,647,783.13	243,565,224.24	64,082,558.89
遞延費用	Preliminary expenses			
開辦費用	Setting up expenses			
未完成不動產	Immovable in progress			
其他固定資產	Other fixed assets	244,280,572.96	157,249,056.83	87,031,516.13
內部及調整賬	Sundry accounts	2,313,765,114.42		2,313,765,114.42
總額	Total	407,700,792,412.76	790,437,514.70	406,910,354,898.06

財務訊息披露(根據AMCM026/B/2012-DSB/AMCM號文件) Financial Information Disclosure (in Accordance with AMCM026/B/2012-DSB/AMCM)*(續 Continued)*

中國工商銀行(澳門)股份有限公司 Industrial and Commercial Bank of China (Macau) Limited

綜合資產負債表
於二零二零年十二月三十一日

Consolidated Balance Sheet
As at 31 December 2020

負債	Liabilities	小結 Sub-total	澳門元 MOP 總額 Total
活期存款	Demand deposit	50,072,913,128.76	
通知存款	Deposits at call		
定期存款	Time deposit	219,906,374,452.51	269,979,287,581.27
公共機構存款	Deposit of public sector	51,769,113,094.03	
本地信用機構資金	Deposits from local banks	21,422,803,000.00	
其他本地機構資金	Loans from local credit institutions		
外幣借款	Loans in foreign currency	17,096,832,000.00	
債券借款	Debts against debentures	12,133,486,413.80	
承銷資金債權人	Creditors of resources in trust		
應付支票及票據	Cheques & payment orders	395,494,526.26	
債權人	Creditors	1,753,426,413.11	
各項負債	Accounts payable	488,866,705.96	105,060,022,153.16
內部及調整賬	Sundry accounts		2,030,168,773.81
各項風險備用金	Provision		1,422,102,280.24
股本	Capital	588,920,000.00	
法定儲備	Legal reserve	624,403,300.00	
自定儲備	Statutory reserve		
其他儲備*(附註)*	Other reserves	7,310,514,631.78	8,523,837,931.78
歷年營業結果	Retained profit	16,810,189,599.07	
本年營業結果	Profit & loss for the year	3,084,746,578.73	19,894,936,177.80
總額	Total		406,910,354,898.06

*附註：*其他儲備已包括根據金融體系法律制度而需增撥的備用金1,026,210,000澳門元。該增撥的備用金扣除遞延所得稅123,145,200澳門元後，淨額為903,064,800澳門元。

Note: Other Reserve has included the additional impairment allowance MOP1,026,210,000 according to the Financial System Act, after the deduction of deferred tax MOP123,145,200 in the additional impairment allowance, the net amount is MOP903,064,800.

財務訊息披露(根據AMCM026/B/2012-DSB/AMCM號文件) Financial Information Disclosure (in Accordance with AMCM026/B/2012-DSB/AMCM)(續 Continued)

中國工商銀行(澳門)股份有限公司 Industrial and Commercial Bank of China (Macau) Limited

綜合備查賬 **Consolidated Memorandum Accounts**

備查賬	Memorandum Accounts	澳門元 MOP 金額 Amount
代客保管賬	Values received for safe keeping	94,460,848,366.89
代收賬	Bills for collection	770,629,120.07
抵押賬	Collateral	421,342,475,000.00
保證及擔保付款	Guarantee on account of customers	10,791,881,512.71
信用狀	Letters of credit outstanding	926,377,546.47
承兑匯票	Bills & acceptance available for discount	4,793,358.85
代付保證金	Guarantee deposit on behalf of customers	
期貨買入	Forward exchange contracts – Purchases	48,521,374,843.84
期貨賣出	Forward exchange contracts – Sales	48,647,301,707.50
其他備查賬	Other memorandum items	79,188,944,748.11

財務訊息披露(根據AMCM026/B/2012-DSB/AMCM號文件) Financial Information Disclosure (in Accordance with AMCM026/B/2012-DSB/AMCM)*(續 Continued)*

中國工商銀行(澳門)股份有限公司 Industrial and Commercial Bank of China (Macau) Limited

銀行層面

Bank Level

資產負債表
於二零二零年十二月三十一日

Balance Sheet
As at 31 December 2020

				澳門元 MOP
資產	**Assets**	**資產總額 Total assets**	**備用金，折舊和減值 Provision depreciation & impairment**	**資產淨額 Net assets**
現金	Cash	3,098,628,740.14		3,098,628,740.14
AMCM 存款	Deposit with A.M.C.M.	4,935,752,741.38		4,935,752,741.38
應收賬項	Account receivable	283,357,757.35		283,357,757.35
在本地之其他信用機構活期存款	Demand deposits with local banks	1,605,628,173.00		1,605,628,173.00
在外地之其他信用機構活期存款	Demand deposits with correspondents	22,302,307,322.26		22,302,307,322.26
金，銀	Gold & Silver			
其他流動資產	Other current assets	393,940,864.31		393,940,864.31
放款	Loans & advances	226,258,144,422.42	213,628,654.28	226,044,515,768.14
在本澳信用機構拆放	Interbank placement with local banks	26,629,111,680.00		26,629,111,680.00
在外地信用機構之通知及定期存款	Deposits at call & time with correspondents	29,355,791,103.00		29,355,791,103.00
股票、債券及股權	Securities	87,603,207,732.97	69,069,777.17	87,534,137,955.80
承銷資金投資	Utilization of resources in trust			
債務人	Debtors	1,971,612,385.12		1,971,612,385.12
其他投資	Other investments			
財務投資	Financial investments			
不動產	Buildings	214,028,905.00	89,955,177.38	124,073,727.62
設備	Equipment	305,236,880.13	241,371,620.77	63,865,259.36
遞延費用	Preliminary expenses			
開辦費用	Setting up expenses			
未完成不動產	Immovable in progress			
其他固定資產	Other fixed assets	243,577,043.58	156,618,015.15	86,959,028.43
內部及調整賬	Sundry accounts	2,310,994,638.23		2,310,994,638.23
總額	Total	407,511,320,388.89	770,643,244.75	406,740,677,144.14

財務訊息披露(根據AMCM026/B/2012-DSB/AMCM號文件) Financial Information Disclosure (in Accordance with AMCM026/B/2012-DSB/AMCM)*(續 Continued)*

中國工商銀行(澳門)股份有限公司 Industrial and Commercial Bank of China (Macau) Limited

資產負債表
於二零二零年十二月三十一日

Balance Sheet
As at 31 December 2020

負債	Liabilities	小結 Sub-total	澳門元 MOP 總額 Total
活期存款	Demand deposit	50,139,394,377.89	
通知存款	Deposits at call		
定期存款	Time deposit	219,966,924,540.51	270,106,318,918.40
公共機構存款	Deposit of public sector	51,769,113,094.03	
本地信用機構資金	Deposits from local banks	21,422,803,000.00	
其他本地機構資金	Loans from local credit institutions		
外幣借款	Loans in foreign currency	17,096,832,000.00	
債券借款	Debts against debentures	12,133,486,413.80	
承銷資金債權人	Creditors of resources in trust		
應付支票及票據	Cheques & payment orders	395,494,526.26	
債權人	Creditors	1,694,723,889.05	
各項負債	Accounts payable	488,866,705.96	105,001,319,629.10
內部及調整賬	Sundry accounts		2,022,640,000.00
各項風險備用金	Provision		1,422,081,714.71
股本	Capital	588,920,000.00	
法定儲備	Legal reserve	588,920,000.00	
自定儲備	Statutory reserve		
其他儲備*(附註)*	Other reserves	7,313,536,728.92	8,491,376,728.92
歷年營業結果	Retained profit	16,651,196,095.47	
本年營業結果	Profit & loss for the year	3,045,744,057.54	19,696,940,153.01
總額	Total		406,740,677,144.14

*附註：*其他儲備已包括根據金融體系法律制度而需增撥的備用金1,026,210,000澳門元。該增撥的備用金扣除遞延所得稅123,145,200澳門元後，淨額為903,064,800澳門元。

Note: Other Reserve has included the additional impairment allowance MOP1,026,210,000 according to the Financial System Act, after the deduction of deferred tax MOP123,145,200 in the additional impairment allowance, the net amount is MOP903,064,800.

財務訊息披露(根據AMCM026/B/2012-DSB/AMCM號文件) Financial Information Disclosure (in Accordance with AMCM026/B/2012-DSB/AMCM)(續 Continued)

中國工商銀行(澳門)股份有限公司 Industrial and Commercial Bank of China (Macau) Limited

備查賬 **Memorandum Accounts**

備查賬	Memorandum Accounts	澳門元 MOP 金額 Amount
代客保管賬	Values received for safe keeping	94,460,848,366.89
代收賬	Bills for collection	770,629,120.07
抵押賬	Collateral	421,342,475,000.00
保證及擔保付款	Guarantee on account of customers	10,791,881,512.71
信用狀	Letters of credit outstanding	926,377,546.47
承兑匯票	Bills & acceptance available for discount	4,793,358.85
代付保證金	Guarantee deposit on behalf of customers	
期貨買入	Forward exchange contracts – Purchases	48,521,374,843.84
期貨賣出	Forward exchange contracts – Sales	48,647,301,707.50
其他備查賬	Other memorandum items	79,188,944,748.11

財務訊息披露(根據AMCM026/B/2012-DSB/AMCM號文件) Financial Information Disclosure (in Accordance with AMCM026/B/2012-DSB/AMCM)(續 Continued)

中國工商銀行(澳門)股份有限公司 Industrial and Commercial Bank of China (Macau) Limited

(b) 綜合損益表和損益表

集團層面

綜合損益表截至二零二零年十二月三十一日止年度

綜合營業賬目

(b) Consolidated income statement and income statement

Group Level

Consolidated Income Statement For the year ended 31 December 2020

Consolidated Income Statement

借方 Debit	金額 Amount	貸方 Credit	澳門元 MOP 金額 Amount
負債業務成本 Costs of credit operations	5,378,238,729.26	資產業務收益 Income from credit operations	9,400,253,773.80
人事費用 Personnel costs		銀行服務收益 Income from banking services	690,605,893.27
董事及監察會開支 Board of directors & supervisors fee	793,118.28	其他銀行業務收益 Income form other banking services	610,469,703.01
職員開支 Staff costs	562,866,111.02	證券及財務投資收益 Income from securities & equity investments	135,784,025.58
固定職員福利 Staff benefits	97,662,689.93	其他銀行收益 Other banking income	
其他人事費用 Other personnel costs	9,413,893.88	非正常業務收益 Income from non-banking operations	5,647,158.50
第三者作出之供應 Third party supply	36,581,560.63	營業損失 Operating loss	
第三者提供之勞務 Third party services	349,123,827.14		
其他銀行費用 Other banking costs	289,393,122.51		
稅項 Taxation	632,993.69		
非正常業務費用 Costs of non-banking operations	1,812,143.06		
折舊撥款 Depreciation allowances	53,936,119.69		
備用金之撥款 Provision allowances	1,333,935,043.40		
營業利潤 Operating profit	2,728,371,201.67		
總額 Total	10,842,760,554.16	總額 Total	10,842,760,554.16

財務訊息披露(根據AMCM026/B/2012-DSB/AMCM號文件) Financial Information Disclosure (in Accordance with AMCM026/B/2012-DSB/AMCM)(續 Continued)

中國工商銀行(澳門)股份有限公司 Industrial and Commercial Bank of China (Macau) Limited

綜合損益計算表 **Consolidated Income Statement**

借方 Debit	金額 Amount	貸方 Credit	澳門元 MOP 金額 Amount
營業損失 Operating loss		營業利潤 Operating profit	2,728,371,201.67
歷年之損失 Loss related to previous years		歷年之利潤 Profit related to previous years	1,169,847.55
特別損失 Exceptional losses		特別利潤 Exceptional profits	
營業利潤之稅項撥款 Profit tax provision	437,984,470.49	備用金之使用 Provisions used up	
根據金融體系法律制度增撥的備用金 Additional impairment allowance according to Financial System Act.	(793,190,000.00)	營業結果(虧損) Operating Result (loss)	
營業結果(盈餘) Operating Result (profit)	3,084,746,578.73		
總額 Total	2,729,541,049.22	總額 Total	2,729,541,049.22

董事長、常務董事兼執行董事
Chairman, Managing Director & Executive Director
姜壹盛
Jiang Yi Sheng

副董事長、行政總裁兼執行董事
Vice Chairman, Chief Executive Officer & Executive Director
徐克恩
Xu Ke En

財務訊息披露(根據AMCM026/B/2012-DSB/AMCM號文件) Financial Information Disclosure (in Accordance with AMCM026/B/2012-DSB/AMCM)(續 Continued)

中國工商銀行(澳門)股份有限公司 Industrial and Commercial Bank of China (Macau) Limited

銀行層面

Bank Level

損益表截至二零二零年十二月三十一日止年度

Income Statement for the year ended 31 December 2020

營業賬目

Income Statement

借方 Debit	金額 Amount	貸方 Credit	澳門元 MOP 金額 Amount
負債業務成本 Costs of credit operations	5,378,757,828.46	資產業務收益 Income from credit operations	9,392,603,828.65
人事費用 Personnel costs		銀行服務收益 Income from banking services	631,583,028.19
董事及監察會開支 Board of directors & supervisors fee	690,118.27	其他銀行業務收益 Income from other banking services	610,984,140.02
職員開支 Staff costs	549,479,939.49	證券及財務投資收益 Income from securities & equity investments	135,784,025.58
固定職員福利 Staff benefits	93,335,801.10	其他銀行收益 Other banking income	
其他人事費用 Other personnel costs	8,667,370.70	非正常業務收益 Income from non-banking operations	2,277,082.80
第三者作出之供應 Third party supply	36,271,949.24	營業損失 Operating loss	
第三者提供之勞務 Third party services	346,610,340.21		
其他銀行費用 Other banking costs	286,020,630.53		
稅項 Taxation	632,993.69		
非正常業務費用 Costs of non-banking operations	1,812,035.68		
折舊撥款 Depreciation allowances	53,017,926.27		
備用金之撥款 Provision allowances	1,334,048,697.98		
營業利潤 Operating profit	2,683,886,473.62		
總額 Total	10,773,232,105.24	總額 Total	10,773,232,105.24

財務訊息披露(根據AMCM026/B/2012-DSB/AMCM號文件) Financial Information Disclosure (in Accordance with AMCM026/B/2012-DSB/AMCM)(續 Continued)

中國工商銀行(澳門)股份有限公司 Industrial and Commercial Bank of China (Macau) Limited

損益計算表 **Income Statement**

借方 Debit	金額 Amount	貸方 Credit	澳門元 MOP 金額 Amount
營業損失 Operating loss		營業利潤 Operating profit	2,683,886,473.62
歷年之損失 Loss related to previous years		歷年之利潤 Profit related to previous years	1,169,847.55
特別損失 Exceptional losses		特別利潤 Exceptional profits	
營業利潤之稅項撥款 Profit tax provision	432,502,263.63	備用金之使用 Provisions used up	
根據金融體系法律制度增撥的備用金 Additional impairment allowance according to Financial System Act.	(793,190,000.00)	營業結果(虧損) Operating Result (loss)	
營業結果(盈餘) Operating Result (profit)	3,045,744,057.54		
總額 Total	2,685,056,321.17	總額 Total	2,685,056,321.17

董事長、常務董事兼執行董事
Chairman, Managing Director & Executive Director
姜壹盛
Jiang Yi Sheng

副董事長、行政總裁兼執行董事
Vice Chairman, Chief Executive Officer & Executive Director
徐克恩
Xu Ke En

財務訊息披露(根據AMCM026/B/2012-DSB/AMCM號文件) Financial Information Disclosure (in Accordance with AMCM026/B/2012-DSB/AMCM)(續 Continued)

中國工商銀行(澳門)股份有限公司 Industrial and Commercial Bank of China (Macau) Limited

(c) 管理層報告摘要

2020年，面對錯綜複雜的外部環境，工銀澳門認真貫徹落實工銀集團國際化發展戰略，深入推進本地化經營和多元化佈局，不斷提升市場競爭能力、改革創新能力、可持續發展能力和全面風險管理水平，加快資產、負債和中間業務的協調健康發展；關鍵業務領域有效突破，核心市場佔有率不斷提高，實現了新的躍升。繼續保持澳門服務領域最廣、本地註冊最大的全牌照主流銀行地位。

截至2020末，本行總資產4,069億澳門元，較去年增長545億澳門元，增長率15.46%；總負債3,785億澳門元，較去年增長526億澳門元，增長率16.13%。存款餘額(包括公共機構存款)3,217億澳門元，較去年增加382億澳門元，增長率13.49%；各項貸款餘額2,263億澳門元，較去年增加116億澳門元，增長率5.41%。不良貸款率及餘額繼續保持在較低水準，撥備提取充分，抵御風險能力進一步增強。

(c) A summary of the management report

In 2020, facing the complicated external environment, ICBC (Macau) diligently implemented the international development strategy of ICBC Group. Deepen the promotion of localized operation and diversified layout, the Bank has continuously improved the market competitiveness, reform and innovation capabilities, sustainability and comprehensive risk management level, accelerated and coordinated with a healthy development of assets, liabilities and intermediary business. The Bank has achieved breakthroughs in key businesses and increased in core market share, and a new leap. The Bank will continue to maintain the status of Macao's most extensive service area and the largest locally registered mainstream bank with full licenses.

As of the year ended 2020, the Bank's total assets amounted to MOP406.9 billion, an increase of MOP54.5 billion over last year, with a year to year growth of 15.46%. The total liabilities amounted to MOP378.5 billion, an increase of MOP52.6 billion over last year, with a year to year growth of 16.13%. The deposit balance (including deposit from public institutions) amounted to MOP321.7 billion, an increase of MOP38.2 billion over last year, with a year to year growth of 13.49%. The loan balance amounted to MOP226.3 billion, an increase of MOP11.6 billion over last year, with a year to year growth of 5.41%. The ratio and balance of non-performing loans continued to be kept at a low level. The provision was adequately allocated, and the ability to withstand risks was further enhanced.

財務訊息披露(根據AMCM026/B/2012-DSB/AMCM號文件) Financial Information Disclosure (in Accordance with AMCM026/B/2012-DSB/AMCM)*(續 Continued)*

中國工商銀行(澳門)股份有限公司 Industrial and Commercial Bank of China (Macau) Limited

根據《澳門財務報告準則》，本行2020年度實現稅後淨利潤23.87億澳門元，加權平均權益回報率和平均總資產回報率分別達到8.73%和0.65%。截至2020年末，本行已審核的財務報表乃按照《澳門財務報告準則》編製；若根據《金融體系法律制度》規定計提備用金，經調整後盈利約為30.85億澳門元。

According to the Macao Financial Reporting Standards, the Bank realized after-tax profits of MOP2.387 billion in 2020, with the return on weighted average equity and return on average total assets representing of 8.73% and 0.65% respectively. As of the end of 2020, the Bank's audited financial statements were prepared in accordance with the Macao Financial Reporting Standards. If the reserve fund is accrued in accordance with the requirement of Macao Financial System Act, the adjusted profits were MOP3.085 billion.

本行良好經營業績和表現，繼續贏得業界及國際主流財經媒體廣泛讚譽和認可。經營實力、管治水平、市場地位穩步提升；發展速度、資產質量、盈利能力繼續保持優良水準。2020年，工銀澳門第十一次榮獲英國《銀行家》、《世界金融》，美國《環球金融》雜誌評選的「澳門地區最佳銀行」殊榮，樹立了澳門銀行業良好形象。

With a good operating results and performance, the Bank continued to win wide acclaim and recognition from the public and mainstream international financial media. The business strength, governance level, and market position of the Bank were steadily improved, its development speed, asset quality and profitability continued to maintain good standards. In 2020, the Bank won the "Best Bank in Macau" award by the British magazine *The Banker* and *World Finance*, and the American magazine *Global Finance* for the eleventh time. It has established a good image of Macao's banking industry.

新冠疫情波及全球，疊加世界經濟週期變化，宏觀經濟金融形勢劇烈震盪，對全球及澳門地區影響巨大，工銀澳門將認真落實國家戰略部署和特區政府施政方針，全力做好疫情防控及經濟復甦工作，並積極對接大灣區發展規劃，深度服務澳門社會，通過發展自身所長，服務澳門所需，為澳門經濟適度多元發展作出更多努力；同時，繼續情系民生、服務社會，深刻踐行社會責任，為澳門長期繁榮穩定作出更大貢獻。

The COVID-19 pandemic and the upheaval of external environment has severely impacted the global economy and Macao region. The Bank will be dedicated to implementing national strategy and Macao SAR government's policy measures, putting full effort to the epidemic prevention and control, and economic recovery, while actively participating in the development plan of the Greater Bay Area to further serve the local society. The Bank will integrate its own advantages while serving the local needs to further contribute to the Macao's economic diversification. Meanwhile, the Bank will continuously fulfill the social responsibility, care for the people's livelihood, serve the public, and dedicate more to the Macao's long-term prosperous and stable development.

行政總裁
徐克恩

二零二一年三月二十六日於澳門

Chief Executive Officer
Xu Ke En

Macao, 26 March 2021

財務訊息披露(根據AMCM026/B/2012-DSB/AMCM號文件) Financial Information Disclosure (in Accordance with AMCM026/B/2012-DSB/AMCM)*(續 Continued)*

中國工商銀行(澳門)股份有限公司 Industrial and Commercial Bank of China (Macau) Limited

(d) 監事會報告

中國工商銀行(澳門)股份有限公司董事會按章程第二十五條e項的規定及為產生該規定的效力已將有關二零二零年營業年度的經審核財務報表及董事會報告書交予本所發出意見書。

經審閱交予本所編制意見書的文件後，認為該等文件清楚反映出銀行的財產狀況及財政和經濟狀況。

董事會的報告書以明確的方式反映出銀行在審議的營業年度期間內所推動及發展的業務情況。

本所考慮外部核數師報告書，同意核數師指出，所交予作為提交賬目的文件真實而準確地反映出二零二零年十二月三十一日資產負債表的財務狀況，以及截至該日的營業年度內的財務結果。

綜合所述，本所決定同意通過該等財務報表及董事會報告書。

獨任監事
崔世昌核數師事務所
(由崔世昌先生作代表)

二零二一年三月二十六日於澳門

(d) The report from the supervisory board

In accordance with the provision of Article twenty-fifth, paragraph (e) and for the purpose of the said provision, the Board of Directors of Industrial and Commercial Bank of China (Macau) Limited has submitted to our firm the audited financial statements and the report from Board of Directors regarding the 2020 financial year, for issuing the related opinion.

After reviewing the documents submitted to our firm for opinion's purpose, it is our opinion that those documents evidence clearly presented the Bank's assets value and its financial and economic status.

The report of the Board of Directors clearly evidences the Bank's business activities performed and carried out by the Bank in the financial year under appraisal.

In view of the external auditor's report, we concur with the opinion expressed in such report, whereas the documents supporting the said financial statements evidence the truly and accurate financial status exhibited in the balance sheet dated 31st December, 2020, as well as the financial results of the financial year ended 2020.

In view of the above said, we have decided to approve the said financial statements and the Report of the Board of Directors.

Single Supervisor
CSC & Associates, Auditors
(Represented by Mr. Chui Sai Cheong)

Macao, 26 March 2021

財務訊息披露(根據AMCM026/B/2012-DSB/AMCM號文件) Financial Information Disclosure (in Accordance with AMCM026/B/2012-DSB/AMCM)*(續 Continued)*

中國工商銀行(澳門)股份有限公司 Industrial and Commercial Bank of China (Macau) Limited

(e) 外部審計報告總結

致中國工商銀行(澳門)股份有限公司全體股東：
(於澳門註冊成立的一家股份有限公司)

我們按照澳門特別行政區之《核數準則》和《核數實務準則》審核了中國工商銀行(澳門)股份有限公司(以下簡稱「貴銀行」)及其子公司二零二零年度的合併財務報表，並已於二零二一年三月二十六日就該合併財務報表發表了無保留意見的核數師報告。

上述已審核的合併財務報表包括截至二零二零年十二月三十一日的合併及貴銀行的資產負債表以及截至該日止年度的合併及貴銀行的收益表、權益變動表和現金流量表組成，亦包括重大會計政策的摘要和解釋附註。

隨附由管理層編制的財務報表摘要是經審計的合併財務報表以及本集團賬冊和記錄的摘要。 我們認為合併財務報表的摘要在所有重要方面與經審計的合併財務報表以及賬冊和記錄一致。

(e) A summary of the external auditors' report

To all shareholders of Industrial and Commercial Bank of China (Macau) Limited
(Incorporated in the Macao SAR with limited liability)

We have audited the consolidated financial statements of Industrial and Commercial Bank of China (Macau) Limited (the "Bank") and its subsidiaries for the financial year ended 31 December 2020, in accordance with the Auditing Standards ("Normas de Auditoria") and the Technical Auditing Standards ("Normas Técnicas de Auditoria") of the Macao Special Administration Region and on 26 March 2021, issued an auditor's report with an unqualified opinion on the consolidated financial statements.

The audited consolidated financial statements comprise the consolidated and the Bank's balance sheets as at 31 December 2020, the consolidated and the Bank's income statements, statements of changes in equity, and cash flow statements for the year then ended, as well as a summary of significant accounting policies and other explanatory information.

The accompanying summary of the consolidated financial statements prepared by the management is a summary of the audited consolidated financial statements and the books and records of the Group. We believe the summary of the consolidated financial statements is consistent with the audited consolidated financial statements and the books and records in all material respects.

財務訊息披露(根據AMCM026/B/2012-DSB/AMCM號文件) Financial Information Disclosure (in Accordance with AMCM026/B/2012-DSB/AMCM)*(續 Continued)*

中國工商銀行(澳門)股份有限公司 Industrial and Commercial Bank of China (Macau) Limited

為更了解本集團的財務狀況和經營成果以及審計範圍，建議您閱讀合併財務報表摘要以及經審計的合併財務報表和獨立審計報告。

In order to understand the financial condition and operating results of the Group as well as the audit scope, you are advised to read the summary of the consolidated financial statements together with the audited consolidated financial statements and the independent auditor's report.

楊麗娟執業會計師
畢馬威會計師事務所

Ieong Lai Kun, CPA
KPMG
Certified Public Accountants

二零二一年三月二十六日，於澳門

Macao, 26 March, 2021

(f) 持股5%以上的機構名單及持股比例，或持有超過有關機構名單及有關百分比之數值；

(f) A list of the institutions in which they have holdings in excess of 5% in the share capital, or over 5% of their own funds, with an indication of the respective percentage;

工銀(澳門)投資股份有限公司	100%
工銀(澳門)退休基金管理股份有限公司	100%
誠興創建有限公司 *(於香港註冊成立)*	100%
Authosis, Inc. *(於開曼群島註冊成立)*	11%
聯豐亨保險有限公司	6%

ICBC (Macau) Capital Limited	100%
ICBC (Macau) Pension Fund Management Company Limited	100%
Seng Heng Development Company Limited *(Registered and established in Hong Kong)*	100%
Authosis, Inc. *(Registered and established in Cayman Island)*	11%
Luen Fung Hang Insurance Company Limited	6%

(g) 主要股東名單

(g) List of the shareholders with qualifying holdings

中國工商銀行股份有限公司

Industrial and Commercial Bank of China Limited

禤永明先生

Mr. Huen Wing Ming, Patrick

財務訊息披露(根據AMCM026/B/2012-DSB/AMCM號文件) Financial Information Disclosure (in Accordance with AMCM026/B/2012-DSB/AMCM)(續 Continued)

中國工商銀行(澳門)股份有限公司 Industrial and Commercial Bank of China (Macau) Limited

(h) 公司董事會成員名單

姜壹盛先生
董事長、常務董事兼執行董事
徐克恩先生
副董事長、行政總裁兼執行董事

禤永明先生
副董事長兼執行董事
唐志堅先生
董事
賀定一女士
董事
鄭劍鋒先生
董事(於2020年5月15日委任)
洪貴路先生
董事(於2020年5月15日委任)
張偉峰先生
董事(於2020年5月15日委任)
伍文湘女士
董事(於2020年9月9日委任)
許海先生
董事(於2020年3月1日辭任)
王一心女士
董事(於2020年3月1日辭任)
尚軍先生
董事(於2020年3月1日辭任)

(h) Name of the members of the company boards

Mr. Jiang Yi Sheng
Chairman, Managing Executive Director
Mr. Xu Ke En
Vice Chairman, Chief Executive Officer & Executive Director
Mr. Huen Wing Ming, Patrick
Vice Chairman & Executive Director
Mr. Tong Chi Kin
Director
Ms. Ho Teng Iat
Director
Mr. Zheng Jian Feng
Director (appointed on 15 May 2020)
Mr. Hong Gui Lu
Director (appointed on 15 May 2020)
Mr. Zhang Wei Feng
Director (appointed on 15 May 2020)
Ms. Ng Man Seong
Director (appointed on 9 September 2020)
Mr. Xu Hai
Director (resigned on 1 March 2020)
Ms. Wang Yi Xin
Director (resigned on 1 March 2020)
Mr. Shang Jun
Director (resigned on 1 March 2020)

中國工商銀行(澳門)股份有限公司 Industrial and Commercial Bank of China (Macau) Limited

2. 公司治理

本行董事會有三個下屬之重要委員會，分別為審計委員會、風險管理委員會與戰略發展委員會。

審計委員會

職能

A. 持續監督本銀行內部控制體系，審核本銀行的管理規章制度及其執行情況，檢查和評估本銀行重大經營活動的合規性和有效性；

B. 審核本銀行的財務信息及其披露情況，審核本銀行重大財務政策及其貫徹執行情況，監督財務運營狀況；

C. 檢查、監督和評價本銀行內外部審計工作，監督本銀行內部審計制度及其實施，對內外部審計部門的工作程式和工作效果進行評價；

D. 提議聘請或更換外部審計師，採取合適措施監督外部審計師的工作，審查外部審計師的報告，確保外部審計師對其審計工作承擔相應責任；

E. 督促本銀行確保內部審計部門有足夠資源運作，並協調內部審計部門與外部審計師之間的溝通；

F. 評估本銀行員工舉報財務報告、內部監控或其他不正當行為的機制，以及本銀行對舉報事項作出獨立公平調查，並採取適當行動的機制；

2. Corporate governance

The Board of Directors established three key committees which are Audit Committee, Risk Management Committee, and Strategic Development Committee.

Audit Committee

Functions

A. To continuously supervise the Bank's internal control system, review the Bank's management rules and regulations and their implementation, check and evaluate the compliance and effectiveness of the Bank's major operating activities;

B. To review the Bank's financial information and its disclosure, the Bank's major financial policies and their implementation, and supervise financial operations;

C. To inspect, supervise and evaluate the Bank's internal and external audit work, monitor the Bank's internal audit policy and its implementation, and evaluate the work procedures and work effects of the internal and external audit departments;

D. To recruit or replace an external auditor, take appropriate measures to supervise the work of the external auditor, review the report of the external auditor, and ensure that the external auditor assumes corresponding responsibility for its audit work;

E. To supervise the Bank to ensure that the internal audit department has sufficient resources to operate, and coordinate the communication between internal auditors and external auditors;

F. To evaluate the mechanism for employees of the Bank to report financial reports, internal control or other improper conduct, as well as the mechanism for the Bank to conduct independent and fair investigation of reported matters and take appropriate actions;

G. 向董事會彙報本委員會的決定、建議；

H. 法律、法規和規章、監管機構規定的以及董事會授權的其它事宜。

作用

本委員會主要負責對本銀行內部控制、財務信息和內外部審計等進行監督、檢查和評價。

組成

本委員會的組成由不少於3名委員組成，其中1名為主任委員。董事會有權以決議方式調整本委員會的組成與人數及增補撤換本委員會委員。

風險管理委員會

職能

A. 根據本銀行總體戰略，審核和修訂本銀行風險戰略、風險管理政策、風險偏好、全面風險管理架構和內部控制流程，對其實施情況及效果進行監督和評價，向董事會提出建議；

B. 持續監督本銀行的風險管理體系，監督和評價風險管理部門的設置、組織方式、工作程式和效果，並提出改善意見；

C. 監督和評價高級管理人員在信用、市場、操作、流動性、信息科技風險、合規、聲譽等方面的風險控制情況，提出完善本銀行風險管理和內部控制的意見；

G. To report the committee's decisions and recommendations to the Board of Directors;

H. Other matters stipulated by Law, regulations and rules, regulatory agencies and authorized by the Board of Directors.

Roles

The committee is mainly responsible for the supervision, inspection and evaluation of the Bank's internal control, financial information and internal and external audits.

Composition

The committee consists of at least three members, one of whom is the chairman. The Board of Directors has the right to adjust the composition and number of the committee by means of resolutions and to add or replace members of the committee.

Risk Management Committee

Functions

A. To review and revise the Bank's risk strategy, risk management policies, risk appetite, comprehensive risk management framework and internal control procedure according to the Group's overall strategy; To supervise and evaluate their implementation and performance, and provide advice to the Board of Directors;

B. To continuously supervise the Bank's risk management system, supervise and evaluate the setup, organization, work procedures and effects of the risk management department, and provide suggestions for improvement;

C. To supervise and evaluate the risk control of senior management in terms of credit, market, operation, liquidity, information technology risk, compliance, reputation, etc., and provide suggestions on improving the Bank's risk management and internal control;

D. 對本銀行風險政策、風險偏好和全面風險管理狀況進行定期評估，向董事會提出建議。根據風險管理決策需要，明確對風險數據和報告的要求，確定報告的適用性，當風險數據和報告不能滿足要求時對高級管理層提出改進要求；

D. To regularly evaluate the Bank's risk policy, risk appetite and overall risk management status and provide advice to the Board of Director; To clarify the requirements for risk data and reports, determine the applicability of the report, and propose improvement to senior management when the risk data and reports can not satisfy the requirements, based on the requirements of risk management decision-making;

E. 在董事會授權下，審核批准超越行政總裁權限的和行政總裁提請本委員會審議的重大風險管理事項或交易項目；

E. Under the authorization of the Board of Directors, to review and approve major risk management matters or transactions that exceed the authority of the CEO and the CEO has submitted to the committee for consideration;

F. 法律、法規和規章、監管機構規定的以及董事會授權的其他事宜。

F. Other matters stipulated by laws, regulations and rules, regulatory agencies, and authorized by the Board of Directors.

作用

協助董事會審定本銀行的風險戰略、風險管理政策、風險管理程序和內部控制流程，以及對相關高級管理人員和風險管理部門在風險管理方面的工作進行監督和評價。

Roles

The committee is mainly responsible to assist the Board of Directors in reviewing the Bank's risk strategy, risk management policies, risk management procedures and internal control processes, as well as supervising and evaluating the performance of relevant senior management and risk management departments.

組成

本委員會的組成由不少於3名委員組成，其中1名為主任委員。董事會有權以決議方式調整本委員會的組成與人數及增補撤換本委員會委員。

Composition

The committee consists of at lease three members, one of whom is the chairman. The Board of Directors has the right to adjust the composition and number of the committee by means of resolutions and to add or replace members of the committee.

財務訊息披露(根據AMCM026/B/2012-DSB/AMCM號文件) Financial Information Disclosure (in Accordance with AMCM026/B/2012-DSB/AMCM)*(續 Continued)*

中國工商銀行(澳門)股份有限公司 Industrial and Commercial Bank of China (Macau) Limited

戰略發展委員會

職能

A. 研究審議本銀行戰略發展規劃、重點業務及機構發展規劃，以及其他重大經營管理決策等；

B. 分析研判宏觀經濟金融發展趨勢，圍繞本銀行適應市場變化、實現健康持續發展等提出意見建議；

C. 對其他影響發展的重大事項提出意見建議。

作用

協助董事會分析研判外部宏觀經濟金融形勢，並圍繞本銀行長期發展戰略和經營管理等提供意見和建議，保障公司穩健經營和可持續發展。

組成

本委員會的組成由不少於3名委員組成,其中1名為委員會主任。董事會有權以決議方式調整本委員的組成與人數及增補撤換本委員會委員。

Strategic Development Committee

Functions

A. To study and review the Bank's strategic development plan, key business and organization development plan, and other major business management decision;

B. To analyse the macroeconomic and financial situation, and to provide suggestion on the Bank's adaptability to market change and achieving sustainability;

C. To provide suggestion on other major issue that affects the development of the Bank.

Roles

The committee is mainly responsible to assist the Board of Directors in analysing the external macroeconomic and financial situation, and to provide suggestion and advice on the Bank's long term development strategy and operation management, so as to ensure the Bank's stable operation and sustainable development.

Composition

The committee consists of at least three members, one of whom is the chairman. The Board of Directors has the right to adjust the composition and number of the committee by means of resolution to add or replace, members of the committee.

中國工商銀行(澳門)股份有限公司 Industrial and Commercial Bank of China (Macau) Limited

3. 現金流量表

3. Cash flow statement

現金流量表

Cash flows Statement

截至二零二零年十二月三十一日止年度

For the year ended 31 December 2020

銀行層面

Bank Level

		2020 **千澳門元** **MOP'000**	2019 千澳門元 MOP'000
經營活動產生的現金流	**Cash flows from operating activities**		
稅前利潤	Profit before tax	**2,685,056**	3,387,335
調整：	Adjustments for:		
折舊	Depreciation	**53,018**	55,066
可供出售類投資產生的股息收入	Dividend income from available-for-sale investments	**(5,191)**	(2,624)
處置物業，機具及設備損失	Losses on disposal of property, plant and equipment	**383**	121
可供出售類投資折溢價攤銷	Amortisation of discount and premium of available-for-sale investments	**(829,337)**	107,827
持有到期日投資折溢價攤銷	Amortisation of discount and premium of held-to-maturity investments	**(276,743)**	178,505
發行存款證折價攤銷	Amortisation of discount of certificate of deposits issued	**328,018**	(266,321)
發行債券折價攤銷	Amortisation of discount of debts issued	**(23,969)**	(38,008)
可供出售類投資處置淨收益	Net gains from disposal of available-for-sale investments	**(130,593)**	(19,937)
以公允價值計量且其變動計入損益之金融資產和負債收益	Net gains from financial assets and liabilities at fair value through profit or loss	**—**	(34)
金融工具減值損失淨值	Net impairment losses on financial instruments	**1,337,678**	274,675
		3,138,320	3,676,605

財務訊息披露(根據AMCM026/B/2012-DSB/AMCM號文件) Financial Information Disclosure (in Accordance with AMCM026/B/2012-DSB/AMCM)(續 Continued)

中國工商銀行(澳門)股份有限公司 Industrial and Commercial Bank of China (Macau) Limited

		2020 **千澳門元** **MOP'000**	2019 千澳門元 MOP'000
營運資產的減少／(增加)	**Decrease/(increase) in operating assets:**		
初始期限超過三個月期的同業拆放增加	Increase in placements with other banks with original maturity longer than three months	**(11,487,842)**	(6,140,077)
客戶貸款和墊款增加	Increase in loans and advances to customers	**(8,517,601)**	(10,604,777)
應收款項及其他資產增加	Increase in receivables and other assets	**(223,199)**	(285,764)
衍生金融資產減少／(增加)	Decrease/(increase) in derivative financial assets	**979,044**	(1,052,031)
以公允價值計量且其變動計入損益之金融資產增加	Increase in financial assets at fair value through profit or loss	**(277,783)**	(179,458)
營運負債的(減少)／增加	**(Decrease)/increase in operating liabilities:**		
同業存放增加	Increase in deposits from other banks	**10,145,842**	1,034,275
客戶存款增加	Increase in deposits from customers	**32,615,102**	19,847,870
其他負債增加	Increase in other liabilities	**203,885**	448,248
衍生金融負債(減少)／增加	(Decrease)/increase in derivative financial liabilities	**(832,464)**	1,190,391
以公允價值計量且其變動計入損益之金融負債增加	Increase in financial liabilities at fair value through profit or loss	**277,683**	179,424
經營活動產生的現金流	**Cash generated from operations**	**26,020,987**	8,114,706
繳付所得稅	Profits tax paid	**(426,043)**	(302,762)
經營活動產生／(使用)的淨現金流	**Net cash flows generated from operating activities**	**25,594,944**	7,811,944
投資活動產生的現金流	**Cash flow from investing activities**		
可供出售類投資產生股息收入	Dividend income from available-for-sale investments	**5,191**	2,624
購買可供出售類投資	Purchases of available-for-sale investments	**(34,109,729)**	(17,293,350)
可供出售類投資收回利得	Proceeds from redemption of available-for-sale investments	**25,932,607**	8,840,851
購買持有至到期日投資	Purchases of held-to-maturity investments	**(27,541,887)**	(30,425,197)
持有至到期日投資收回利得	Proceeds from redemption of held-to-maturity investments	**30,982,364**	14,534,758
物業、機具和設備收益處置利得	Proceeds from disposal of property, plant and equipment	**6**	134
購買物業、機具和設備	Purchases of property, plant and equipment	**(56,466)**	(43,712)

財務訊息披露(根據AMCM026/B/2012-DSB/AMCM號文件) Financial Information Disclosure (in Accordance with AMCM026/B/2012-DSB/AMCM)(續 Continued)

中國工商銀行(澳門)股份有限公司 Industrial and Commercial Bank of China (Macau) Limited

		2020 千澳門元 MOP'000	2019 千澳門元 MOP'000
投資活動使用的淨現金流	**Net cash flows used in investing activities**	**(4,787,914)**	(24,383,892)
籌資活動產生的現金流	**Cash flows from financing activities**		
發行存款證收益	Proceeds from issuance of certificates of deposit	**160,398,260**	148,480,314
贖回存款證	Redemption of certificates of deposit issued	**(155,077,327)**	(134,205,743)
發行債券收益	Proceeds from issuance of debts	**3,592,215**	3,974,915
贖回債券	Redemption of debt issued	**—**	(3,510,680)
股息繳付	Dividends paid	**(446,193)**	(379,239)
籌資活動產生的淨現金流	**Net cash flows generated from financing activities**	**8,466,955**	14,359,567
現金及現金等價物的淨增加／(減少)	Net increase/(decrease) in cash and cash equivalents	**29,273,985**	(2,212,381)
期初現金及現金等價物	Cash and cash equivalents at 1 January	**43,400,711**	45,613,092
期末現金及現金等價物	Cash and cash equivalents at 31 December	**72,674,696**	43,400,711
現金及現金等價物結餘分析	**Analysis of balances of cash and cash equivalents**		
現金及銀行存款	Cash and balances with banks	**39,782,878**	7,340,097
存放貨幣當局存款	Deposits with monetary authority	**4,935,753**	4,219,221
拆放同業	Placements with other banks	**38,958,953**	38,009,688
持有至到期日之政府債券	Treasury bills classified as held-to-maturity investments	**8,099,898**	1,447,366
資產負債表中的金額	Amounts shown in the balance sheet	**91,777,482**	51,016,372
原始期限超過三個月的金額	Amounts with an original maturity of beyond three months	**(19,103,186)**	(7,615,486)
現金及現金等值物的減值準備	Impairment allowance provided for components of cash and cash equivalents	**400**	(175)
現金流量表中的現金及現金等值物	Cash and cash equivalents in the cash flow statement	**72,674,696**	43,400,711
經營活動產生的現金流包括：	**Cash flows from operating activities included:**		
利息收入	Interest received	**8,143,339**	10,528,169
利息支出	Interest paid	**6,166,402**	6,409,585

財務訊息披露(根據AMCM026/B/2012-DSB/AMCM號文件) Financial Information Disclosure (in Accordance with AMCM026/B/2012-DSB/AMCM)(續 Continued)

中國工商銀行(澳門)股份有限公司 Industrial and Commercial Bank of China (Macau) Limited

4. 衍生工具交易以外的表外風險

4. Off-balance sheet exposures other than derivatives transactions

		千澳門元 MOP'000
代客保管賬	Values received for safe keeping	94,460,848.37
代收賬	Bills for collection	770,629.12
抵押賬	Collateral	421,342,475.00
保證及擔保付款	Guarantee on account of customers	10,791,881.51
信用證	Letters of credit outstanding	926,377.55
承兑匯票	Bills & acceptance available for discount	4,793.36
其他備查賬	Other memorandum items	12,389,661.07
未提取貸款承諾	Undrawn credit facilities	64,730,838.00
總計	Total	605,417,503.97

5. 衍生工具交易

5. Derivatives transactions

		千澳門元 MOP'000		
		面值 Nominal Value	公允價值 Fair Value	加權信貸風險金額 Credit Risk weighted amount
匯率類合約	Exchange rate contracts	48,576,301.66	(109,853.64)	377,699.37
利率類合約	Interest rate contracts	1,047,818.67	(58,840.40)	2,741.68
權益類合約	Equities contracts	—	—	—
商品類合約	Commodities contracts	—	—	—
其他合約	Others contracts	506,979.36	(130.03)	—

6. 會計政策

(a) 對每一筆主要收入來源的認定基礎；

收入的確認

收入以未來可能流入本集團且能被可靠計算的經濟利益為限進行確認，以下特別的確認要求也須被滿足。

(i) 利息收入和支出

對於所有的以攤餘成本計量的金融工具、可供出售類投資和指定以公允價值計量其變動計入損益的金融工具，利息收入或費用按實際利率法入賬。實際利率是指按金融工具的預計存續期間將其預計未來現金流入或流出折現至該金融資產賬面餘額或金融負債攤餘成本的利率。 實際利率法折現計算需要考慮金融工具的合同條款(例如，提前還款的選擇權)，並且包括所有歸屬於實際利率組成部分的費用和交易成本，但不包括預期信用損失。

如本集團修改其付款或收款估計數，則將調整金融資產或金融負債的賬面價值。調整後的賬面價值是根據原始實際利率計算的，賬面價值的變化記錄為「其他營業收入」。 但是，對於重新分類的金融資產，本集團隨後由於這些現金收入的可收回性增加而增加了其對未來現金收入的估計，從估計改變之日起，該增加的影響被確認為對實際利率的調整。

6. Accounting policies

(a) Basis of recognition of each principal source of income;

Revenue recognition

Revenue is recognised when it is probable that the economic benefits will flow to the Group and when the revenue can be measured reliably. The following specific recognition criteria must also be met before revenue is recognised.

(i) Interest income and expense

For all financial instruments measured at amortised cost, interest bearing financial assets classified as available-for-sale and financial instruments designated at fair value through profit or loss, interest income or expense is recorded using the effective interest rate method, which is the rate that exactly discounts estimated future cash payments or receipts through the expected life of the financial instrument or a shorter period, where appropriate, to the net carrying amount of the financial asset or financial liability. The calculation takes into account all contractual terms of the financial instrument (for example, prepayment options) and includes any fees or incremental costs that are directly attributable to the instrument and are an integral part of the effective interest rate, but not future credit losses.

The carrying amount of the financial asset or financial liability is adjusted if the Group revises its estimates of payments or receipts. The adjusted carrying amount is calculated based on the original effective interest rate and the change in carrying amount is recorded as "Other operating income". However, for a reclassified financial asset for which the Group subsequently increases its estimates of future cash receipts as a result of increased recoverability of those cash receipts, the effect of that increase is recognised as an adjustment to the effective interest rate from the date of the change in estimate.

當金融資產或一組類似金融資產的賬面價值因減值損失而減少，將繼續使用折現未來現金流量的利率確認利息收入，以計量減值損失。

Once the recorded value of a financial asset or a group of similar financial assets has been reduced due to an impairment loss, interest income continues to be recognised using the rate of interest used to discount the future cash flows for the purpose of measuring the impairment loss.

(ii) 手續費及佣金收入

本集團為客戶提供廣泛的服務賺取手續費和佣金，手續費收入可以被分為以下兩種：

— 特定時期內提供服務賺取的手續費收入

在一個時期內提供服務賺取的手續費收入於該期間內記錄，這些費用包括佣金和資產管理費、托管費和其他管理諮詢費。

從可被提款的貸款中賺取的貸款承諾費以及其他遞延的信貸相關費用(包含任何增量成本)使用貸款的實際利率折現調整後確認。如貸款不可能被提款，貸款承諾費以直線法在承諾期內確認。

(ii) Fee and commission income

The Group earns fee and commission income from a diverse range of services it provides to its customers. Fee income can be divided into the following two categories:

— Fee income earned from services that are provided over a certain period of time

Fees earned for the provision of services over a period of time are accrued over that period. These fees include commission income and asset management, custody and other management and advisory fees.

Loan commitment fees for loans that are likely to be drawn down and other credit related fees are deferred (together with any incremental costs) and recognised as an adjustment to the effective interest rate on the loan. When it is unlikely that a loan will be drawn down, the loan commitment fees are recognised over the commitment period on a straight line basis.

— 提供交易服務賺取的手續費收入

手續費收入產生於買賣談判或參與第三方交易的買賣談判，如：安排購買股票或其他證券，購買或銷售商品，在基礎的交易完成時被確認。

手續費或手續費的各組成元素與特定的執行標準相關聯，在履行相關的規定義務後被確認。

(iii) 股利收入

股利收入於本集團有權收取股利時確認。

(iv) 租金收入

租金收入於租期按時間比例確認。

(v) 淨交易收入

淨交易收入是通過交易活動所得到的盈利及虧損。而該等盈利及虧損是源自公允價值的變動及金融資產和負債以交易形式所產生的相關利息收入或費用。

— Fee income from providing transaction services

Fees arising from negotiating or participating in the negotiation of a transaction for a third party, such as the arrangement of the acquisition of shares or other securities or the purchase or sale of businesses, are recognised on completion of the underlying transaction.

Fees or components of fees that are linked to a certain performance are recognised after fulfilling the corresponding criteria.

(iii) Dividend income

Dividend income is recognised when the Group's right to receive the payment is established.

(iv) Rental income

Rental income is recognised on a time proportion basis over the lease terms.

(v) Net trading income

Results arising from trading activities include all gains and losses from changes in fair value and related interest income or expense for financial assets and financial liabilities held for trading.

(b) 撥備的計提基礎

撥備

如因過往事件產生即時責任(法定或推定)，並可能於未來需要以資源流出履行責任，且該責任之金額須能可靠地估計，則確認為撥備。

如折現因素影響屬重大，撥備確認的金額應為預期履行該責任所需之未來開支於報告期末之現值。因時間的推移而引致之折現值之增加計入損益表之利息支出。

(b) Basis for the establishment of provisions

Provisions

A provision is recognised when a present obligation (legal or constructive) has arisen as a result of a past event and it is probable that a future outflow of resources will be required to settle the obligation, provided that a reliable estimate can be made of the amount of the obligation.

When the effect of discounting is material, the amount recognised for a provision is the present value of the future expenditures expected to be required to settle the obligation at the end of the reporting period. The increase in the discounted present value amount arising from the passage of time is included in interest expense in the income statement.

(c) 投資及其他金融資產

(i) 初始確認及計量

金融資產分類為以公允價值計量且其變動計入損益之金融資產、貸款及應收賬項、持有至到期日投資及可供出售類投資(按適用情況而定)。金融資產於初始期按公允價值計量。對於以公允價值計量且其變動計入損益之金融資產，相關交易費用直接計入當期損益，其他類別的金融資產相關直接交易費用計入其初始確認金額。

(c) Investments and other financial assets

(i) Initial recognition and measurement

Financial assets are classified as financial assets at fair value through profit or loss, loans and receivables, held-to-maturity investments, and available-for-sale investments, as appropriate. The Group determines the classification of its financial assets at initial recognition. Financial assets are measured initially at fair value, which normally will be equal to the transaction price plus, in case of a financial asset not held at fair value through profit or loss, transaction costs that are directly attributable to the acquisition of the financial asset. Transaction costs on financial assets at fair value through profit or loss are expensed immediately.

所有以正常方式買賣之金融資產均以交易日(即本集團承諾購買或出售該資產之日)確認。正常方式買賣指須於按照一般市場規定或慣例在期間內交付資產的金融資產買賣。

All regular way purchases and sales of financial assets are recognised on the trade date, that is, the date that the Group commits to purchase or sell the asset. Regular way purchases or sales are purchases or sales of financial assets that require delivery of assets within the period generally established by regulation or convention in the marketplace.

(ii) 後續計量

(ii) Subsequent measurement

金融資產按分類進行後續計量：

The subsequent measurement of financial assets depends on their classification as follows:

以公允價值計量且其變動計入損益之金融資產

Financial assets at fair value through profit or loss

以公允價值計量且其變動計入損益之金融資產包括交易類金融資產及指定以公允價值計量其變動計入損益之金融資產。分類為交易類金融資產是以短期賣出為目的取得的金融資產。除以對沖為目的的衍生工具外，嵌入式衍生工具亦分類為交易類金融資產。

Financial assets at fair value through profit or loss include financial assets held for trading and financial assets designated upon initial recognition as fair value through profit or loss. Financial assets are classified as held for trading if they are acquired for the purpose of sale in the near term. Derivatives, including separated embedded derivatives, are also classified as held for trading unless they are designated as effective hedging instruments.

以公允價值計量且其變動計入損益之金融資產按公允價值於資產負債表入賬，而其公允價值變動則於損益表確認為其他營業收入。該等公允價值變動淨額並不包括此等金融資產之任何股利或利息收入，此等股利或利息乃根據附註6(a)所載之會計政策確認。

Financial assets at fair value through profit or loss are carried in the balance sheet at fair value with changes in fair value presented as other operating income in the income statement. These net fair value changes do not include any dividends or interest earned on these financial assets, which are recognised in accordance with the accounting policies set out in note 6(a).

財務訊息披露(根據AMCM026/B/2012-DSB/AMCM號文件) Financial Information Disclosure (in Accordance with AMCM026/B/2012-DSB/AMCM)*(續 Continued)*

中國工商銀行(澳門)股份有限公司 Industrial and Commercial Bank of China (Macau) Limited

在滿足一定條件下，初始確認時將金融資產分類為以公允價值計量且其變動計入損益之金融資產。

Financial assets designated upon initial recognition at fair value through profit or loss are designated at the date of initial recognition and only if the criteria are satisfied.

本集團分類以公允價值計量且其變動計入損益的交易類金融資產的判斷標準是評估其持有目的是否為短期內出售。如在少數情況下，本集團因市場不活躍及管理層於可見未來之意向出現重大變動而無法出售該等金融資產，可選擇重新分類該等金融資產。以公允價值計量且其變動計入損益之資產會視乎性質而重新分類為貸款及應收賬項、可供出售類投資或持有至到期日投資。此種評估不會影響任何以公允價值認定的金融資產，因為這些金融工具在初始確認後不能再重新分類。

The Group evaluates its financial assets classified held for trading to assess whether the intention to sell in the near term is still appropriate. When, in rare circumstances, the Group is unable to trade these financial assets due to inactive markets and management's intention to sell in the foreseeable future significantly changes, the Group may elect to reclassify them. The reclassification from financial assets at fair value through profit or loss to loans and receivables, available-for-sale assets or held-to-maturity investments depends on the nature of the assets. This evaluation does not apply to any financial assets designated at fair value through profit or loss using the fair value option at designation, as these instruments cannot be reclassified after initial recognition.

若嵌入式衍生工具之經濟特性及風險與主合約並無密切關係，而主合約不屬交易類或指定以公允價值計量且其變動計入損益之金融資產，則仍須以公允價值入賬作獨立衍生工具。該等嵌入式衍生工具按公允價值計量，而公允價值變動則於損益表確認。

Derivatives embedded in host contracts are accounted for as separate derivatives and recorded at fair value if their economic characteristics and risks are not closely related to those of the host contracts and the host contracts are not held for trading or designated at fair value through profit or loss. These embedded derivatives are measured at fair value with changes in fair value recognised in the income statement.

財務訊息披露(根據AMCM026/B/2012-DSB/AMCM號文件) Financial Information Disclosure (in Accordance with AMCM026/B/2012-DSB/AMCM)(續 Continued)

中國工商銀行(澳門)股份有限公司 Industrial and Commercial Bank of China (Macau) Limited

貸款及應收賬項

貸款及應收賬項為具有固定或可確定的現金流，但在活躍市場中並無報價之非衍生金融資產。於初始確認後，該資產按攤餘成本減去減值損失後列示。獲得此類資產所產生的任何折價或溢價(包括構成實際利率主要部分之費用或成本)以實際利率法在存續期內通過損益表進行攤銷。按實際利率計算的攤銷金額作為利息收入計入損益表中。減值所產生之虧損於損益表中確認。

Loans and receivables

Loans and receivables are non-derivative financial assets with fixed or determinable payments that are not quoted in an active market. After initial measurement, such assets are subsequently measured at amortised cost using the effective interest rate method less any allowance for impairment. Amortised cost is calculated by taking into account any discount or premium on acquisition and includes fees or costs that are an integral part of the effective interest rate. The effective interest rate amortisation is included in interest income in the income statement. The loss arising from impairment is recognised in the income statement.

持至到期日投資

有關付款為固定或可予確定及有固定到期日之非衍生金融資產，如本集團有積極意願及有能力持有至到期日，則歸類為持有至到期日投資。持有至到期日投資按攤餘成本減去減值損失後列示。購買此類投資所產生的任何折價或溢價(包括構成實際利率主要部分之費用或成本)以實際利率法在購入日至到期日期間在損益表內攤銷。按實際利率計算的攤銷金額作為利息收入記入損益表中。減值所產生之虧損於損益表中確認。

Held-to-maturity investments

Non-derivative financial assets with fixed or determinable payments and fixed maturity are classified as held-to-maturity investments when the Group has the positive intention and ability to hold the financial assets to maturity. Held-to-maturity investments are subsequently measured at amortised cost using the effective interest rate method less any allowance for impairment. Amortised cost is calculated by taking into account any discount or premium on acquisition and includes fees or costs that are an integral part of the effective interest rate. The effective interest rate amortisation is included in interest income in the income statement. The loss arising from impairment is recognised in the income statement.

可供出售類投資

可供出售類投資是上市或非上市的權益類投資以及債券等非衍生金融資產。可供出售類投資是指交易類投資和指定以公允價值計量且其變動計入損益類投資以外的其他權益類投資。可供出售類投資對資產持有限期不確定，並可能視乎流動性需要或因應市場情況變動而出售。

初始確認後，可供出售類投資按公允價值進行後續計量，公允價值變動將計入可供出售類投資重估儲備。終止確認或減值時，其累計收益或虧損會於從重估儲備中重新分類為損益。可供出售類資產的利息收入及股利按照附註6(a)中所載之會計政策於損益表中確認為利息收益。

如非上市權益類投資的公允價值因(a)該投資在合理評估其公允價值時存有較大的可變性因素或(b)可能存在各種估計均未能合理評估導致公允價值不能被可靠計量，則該證券按成本值減去減值虧後列示。

Available-for-sale investments

Available-for-sale investments are non-derivative financial assets in listed and unlisted equity investments and debt securities. Equity investments classified as available-for-sale are those which are neither classified as held for trading nor designated at fair value through profit or loss. Debt securities in this category are those which are intended to be held for an indefinite period of time and which may be sold in response to needs for liquidity or in response to changes in market conditions.

After initial recognition, available-for-sale investments are subsequently measured at fair value, with unrealised gains or losses recognised in the available-for-sale investment revaluation reserve until the investment is derecognised, at which time the cumulative gain or loss is recognised in the income statement, or until the investment is determined to be impaired, when the cumulative gain or loss is reclassified from the available-for-sale investment revaluation reserve to the income statement. Interest and dividends earned whilst holding the available-for-sale investments are reported as interest income and dividend income, respectively and are recognised in the income statement in accordance with the accounting policies set out in note 6(a).

When the fair value of unlisted equity investments cannot be reliably measured because (a) the variability in the range of reasonable fair value estimates is significant for that investment or (b) the probabilities of the various estimates within the range cannot be reasonably assessed and used in estimating fair value, such investments are stated at cost less any impairment losses.

(d) 終止確認金融資產

一項金融資產(或一項金融資產之一部分或一組類似金融資產之一部分，如適用)在下列情況下將被終止確認：

— 資產收取現金流量之權利屆滿；或

— 本集團已轉讓資產收取現金流量之權利或有責任根據「轉移」安排在不可延誤情況下向第三方全數支付已收取之現金流量；即(a)本集團已轉移資產之絕大部分風險及報酬，或(b)本集團既無轉移也無保留資產之絕大部分風險及報酬，但已轉移該資產控制權。

當本集團已轉移資產收取現金流量的權利或已訂立資產轉移安排，但並無轉讓亦無保留資產之絕大部分風險及報酬，亦無轉移資產之控制權，則該項金融資產按本集團繼續涉入的程度予以確認。在該情況下，本集團亦確認相關負債。已轉移的資產權利及相關負債按其反映本集團所保留權利及責任來計量。

如以擔保的方式持續持有已轉讓的資產，則按該資產之原賬面金額或本集團可能須支付的最高金額較低者計量。

(d) Derecognition of financial assets

A financial asset (or, where applicable, a part of a financial asset or part of a group of similar financial assets) is derecognised when:

— The rights to receive cash flows from the asset have expired; or

— The Group has transferred its rights to receive cash flows from the asset or has assumed an obligation to pay the received cash flows in full without material delay to a third party under a "pass-through" arrangement; and either (a) the Group has transferred substantially all the risks and rewards of the asset, or (b) the Group has neither transferred nor retained substantially all the risks and rewards of the asset, but has transferred control of the asset.

When the Group has transferred its rights to receive cash flows from an asset or has entered into a pass-through arrangement, it evaluates if and to what extent it has retained the risk and rewards of ownership of the asset. When it has neither transferred nor retained substantially all the risks and rewards of the asset nor transferred control of the asset, the asset is recognised to the extent of the Group's continuing involvement in the asset. In that case, the Group also recognises an associated liability. The transferred asset and the associated liability are measured on a basis that reflects the rights and obligations that the Group has retained.

Continuing involvement that takes the form of a guarantee over the transferred asset is measured at the lower of the original carrying amount of the asset and the maximum amount of consideration that the Group could be required to repay.

(e) 金融資產減值

本集團就以下金融工具採用預期信用損失(「ECL」)模型確認減值準備：

— 現金及銀行存款；
— 拆放同業；
— 客戶貸款及墊款；
— 可供出售類債券投資；
— 應收款項及其他資產；
— 持有至到期日投資；
— 財務保函合同；和
— 貸款承諾。

分類為可供出售類投資及衍生金融工具的權益工具不受預期信用損失評估的約束。

預期信用損失計量

預期信用損失，是指以發生違約的風險為權重的金融工具信用損失的加權平均值。預期信用損失的計算公式：

違約風險暴露 x 違約概率 x 違約損失率

本集團採用以下三階段劃分方法計量未來12個月或整個存續期間預期信用損失的減值準備：

階段	描述	減值損失
1.	金融工具信用風險自初始確認後未顯著增加	12個月的預期信用損失
2.	金融工具信用風險自初始確認後顯著增加	整個存續期預期信用損失
3.	存在信用損失的金融工具(客戶貸款和墊款除外)	整個存續期預期信用損失
3.	存在信用損失的客戶貸款和墊款	按照1993年8月27日第18/93-AMCM號通告計算

(e) Impairment of financial assets

The Group recognises impairment allowances for expected credit loss ("ECL") model on the following financial instruments:

— Cash and balances with banks;
— Placements with other banks;
— Loans and advances to customers;
— Debt securities classified as available-for-sale investments;
— Receivables and other assets;
— Held-to-maturity investments;
— Financial guarantee contracts; and
— Loan commitments.

Equity instruments classified as available-for-sale investments and derivative financial instruments are not subject to the ECL assessment.

Measurement of ECL

ECL are a probability-weighted estimate of credit losses under different economic scenarios. They are measured as:

Exposure at Default x Probability of Default x Loss Given Default

The Group measures impairment allowances for 12-month or lifetime ECL using a 3-stage approach as follows:

Stage	Description	Impairment Loss
1.	Credit risk on the financial instrument has not increased significantly since initial recognition	12-month ECL
2.	Credit risk on the financial instrument has increased significantly since initial recognition	Lifetime ECL
3.	Financial instruments (except for loans and advances to customers) that are considered as credit-impaired	Lifetime ECL
3.	Loans and advances to customers that are considered as credit-impaired	Measured in accordance with the notice No. 18/93-AMCM of 27 August 1993

財務訊息披露(根據AMCM026/B/2012-DSB/AMCM號文件) Financial Information Disclosure (in Accordance with AMCM026/B/2012-DSB/AMCM)*(續 Continued)*

中國工商銀行(澳門)股份有限公司 Industrial and Commercial Bank of China (Macau) Limited

12個月預期信用損失是在報告日後12個月內金融工具可能發生的違約事件導致的整個存續期信用損失的一部分。整個存續期預期信用損失是指金融工具整個預期存續期間所有可能發生的違約事件導致的預期信用損失。

12-month ECL are the portion of ECL that result from default events on a financial instrument that are possible within the 12 months after the reporting date. Life-time ECL are the ECL that result from all possible default events over the expected life of the financial instrument.

本集團確認計提12個月的預期信用損失作為減值準備，除非金融工具自初始確認後信用風險出現顯著增加，在這種情況下，需要計提整個存續期的預期信用損失。

The Group recognises a loss allowance equal to 12-month ECL unless there has been a significant increase in credit risk of the financial instrument since initial recognition, in which case the loss allowance is measured at an amount equal to lifetime ECL.

在預期信用損失模型中考慮調整後到期日和實際利率的折現因子計算貨幣的時間價值。

A discount factor considering the adjusted maturity and effective interest rate is used to account for the time value of money in the ECL model.

對貸款承諾而言，本集團提供不可撤銷承諾的日期，即視為評估預期信用損失的初始確認日期。在評估自初始確認貸款承諾後信貸風險是否有顯著增加時，本集團會考慮與貸款承諾相關貸款的違約風險變動情況。

For loan commitments, the date of initial recognition for the purpose of assessing ECL is considered to be the date that the Group becomes a party to the irrevocable commitment. In assessing whether there has been a significant increase in credit risk since initial recognition of a loan commitment, the Group considers changes in the risk of default occurring on the loan to which the loan commitment relates.

重大信用惡化標準(「SCDC」)

在評估自初始確認後金融工具(包括貸款承諾)的信用風險是否顯著增加時，本集團將報告日評估的金融工具違約風險與初始確認日評估的違約風險進行比較。本集團在信用惡化評估流程中考慮以下標準，並對此劃分為第1階段和第2階段。

— 內部或外部評級變化差異分析；

— 逾期30天(「DPD」)(信用卡逾期60天)；

— 貸款分類(貸款組合中特別關註類貸款)；和

— 本集團範圍內一致性的階段性評估(不適用於零售貸款、信用卡和其他資產組合)。

金融工具違約達到相關標準(第3階段標準)將被歸類為第3 階段，包括以下內容：

— 在外部評級中觀察到的違約評級；

— 逾期90天；

— 貸款分類(適用於貸款組合中的次級，可疑和損失貸款)

— 本集團範圍內一致性的階段性評估(不適用於零售貸款、信用卡和其他資產組合)；

— 不良貸款清單中的風險敞口包括交叉違約情況。

Significant credit deterioration criteria ("SCDC")

In assessing whether the credit risk of a financial instrument (including a loan commitment) has increased significantly since initial recognition, the Group compares the risk of default occurring on the financial instrument assessed at the reporting date with that assessed at the date of initial recognition. The Group considers the following criteria in its credit deterioration assessment processes, which differentiate an account between stage 1 and stage 2.

— Notch difference analysis of internal or external rating change;

— Days past due ("DPD") of 30 days (60 DPD for credit card portfolio);

— Loan classification (for Special Mention loans classified in the loan portfolio); and

— Stage consistency assessment for group-wide consistency (not applicable for retail loan, credit card and other assets portfolio).

Financial instruments with default criteria (stage 3 criteria) will be classified as stage 3 that includes the followings:

— Default ratings observed in external ratings;

— DPD of 90 days;

— Loan classification (for substandard, doubtful and loss classified in the loan portfolio);

— Stage consistency assessment for group-wide consistency (not applicable for retail loan, credit card and other assets portfolio); and

— Exposures in the non-performing loan list including cross default situation.

財務訊息披露(根據AMCM026/B/2012-DSB/AMCM號文件) Financial Information Disclosure (in Accordance with AMCM026/B/2012-DSB/AMCM)*(續 Continued)*

中國工商銀行(澳門)股份有限公司 Industrial and Commercial Bank of China (Macau) Limited

本集團考慮合理和可支持的定量和定性資訊，包括無需付出不當成本或努力即可獲取的歷史經驗資訊和前瞻性資訊。	The Group considers both quantitative and qualitative information that is reasonable and supportable, including historical experience and forward-looking information that is available without undue cost or effort.
根據金融工具的性質，在評估信用風險是否顯著增加時，應考慮單項金融工具或金融工具組合。當對金融工具組合進行評估時，金融工具根據共同信用風險特徵進行分類，例如逾期狀態和信用風險評級。	Depending on the nature of the financial instruments, the assessment of a significant increase in credit risk is performed on either an individual basis or a collective basis. When the assessment is performed on a collective basis, the financial instruments are grouped based on shared credit risk characteristics, such as past due status and credit risk ratings.
為反應金融工具的信用風險自初始確認後的變化，本集團在每個資產負債表日重新計量預期信用損失，由此形成的損失準備的增加或轉回金額，應當作為減值損失或利得計入當期損益。除可供出售類投資外，其他金融資產的損失準備抵減該金融資產在資產負債表中列示的賬面價值。	ECL are re-measured at each reporting date to reflect changes in the financial instrument's credit risk since initial recognition. Any change in the ECL amount is recognised as an impairment gain or loss in profit or loss. The Group recognises an impairment gain or loss for all financial instruments with a corresponding adjustment to their carrying amount through a loss allowance account, except for available-for-sale investments, for which the loss allowance is accumulated in the fair value reserve.
在合併資產負債表和資產負債表中列示預期信用損失的減值準備金。	Presentation of allowance for ECL in the consolidated and the Bank's balance sheet.

預期信用損失的減值準備金在資產負債表中列示如下：

— 分類為可供出售類投資的債務證券以外的金融資產：作為總賬面金額的扣除；

— 貸款承諾和財務保函合同：作為準備金；

— 分類為可供出售類投資的債務證券：資產負債表中並沒有確認任何損失準備，這些資產的賬面金額為公允價值。然而，損失準備在權益變動表中的相應公允價值儲備中披露確認。

Loss allowances for ECL are presented in the balance sheet as follows:

— Financial assets except for debt securities classified as available-for-sale investments: as a deduction from the gross carrying amount;

— Loan commitments and financial guarantee contracts: generally, as a provision;

— Debt securities classified as available-for-sale investments: no loss allowance is recognized in the balance sheet as the carrying amount of these assets is their fair value. However, the loss allowance is disclosed and is recognized in the respective fair value reserve in statement of changes in equity.

(f) 金融負債

(i) 初始確認及計量

金融負債分類為以公允價值計量且其變動計入損益之金融負債和其他金融負債，視適用情況而定。本集團於初始確認時釐定金融負債之分類。

金融負債於初始確認時以公允價值確認，相關交易費用計入初始確認金額。

本集團金融負債包括銀行和客戶存款、其他負債、衍生金融工具、已發行債務證券和存款證。

(f) Financial liabilities

(i) Initial recognition and measurement

Financial liabilities are classified as financial liabilities at fair value through profit or loss and other financial liabilities, as appropriate. The Group determines the classification of its financial liabilities at initial recognition.

All financial liabilities are recognised initially at fair value and, in the case of other financial liabilities, directly attributable transaction costs.

The Group's financial liabilities include deposits from banks and customers, other liabilities, derivative financial instruments and debts and certificates of deposit issued.

(ii) 後續計量

金融負債按以下分類計量：

以公允價值計量且其變動計入損益之金融負債

以公允價值計量且其變動計入損益之金融負債包括交易類金融負債。

金融負債如以短期交易為目的而獲得，則分類為交易類金融負債。此類別包括以對沖為目的的衍生金融工具。除以對沖為目的的衍生工具外，嵌入式衍生工具亦分類為交易類金融負債。交易類金融負債之盈虧在損益表中確認。於損益表確認之公允價值變動不包括利息支出。

在滿足一定條件下，初始確認時將金融負債分類為以公允價值計量且其變動計入損益之金融負債。

(ii) Subsequent measurement

The subsequent measurement of financial liabilities depends on their classification as follows:

Financial liabilities at fair value through profit or loss

Financial liabilities at fair value through profit or loss includes financial liabilities held for trading.

Financial liabilities are classified as held for trading if they are acquired for the purpose of selling in the near term. This category includes derivative financial instruments entered into by the Group that are not designated as hedging instruments in hedge relationships. Separated embedded derivatives are also classified as held for trading unless they are designated as effective hedging instruments. Gains or losses on liabilities held for trading are recognised in the income statement. The net fair value gain or loss recognised in the income statement does not include any interest charged on these financial liabilities.

Financial liabilities designated upon initial recognition at fair value through profit or loss are designated at the date of initial recognition and only if the criteria are satisfied.

其他金融負債

於初始確認後，其他金融負債按實際利率法計算攤餘成本作後續計量，若折現值影響不重大，則按成本入賬。盈虧於終止確認負債時於損益表確認。

攤餘成本計量須考慮取得時之折價或溢價，以及構成實際利率組成部分之費用或成本。按實際利率攤銷金額計入損益表中的利息支出。

Other financial liabilities

After initial recognition, other financial liabilities are subsequently measured at amortised cost, using the effective interest rate method unless the effect of discounting would be immaterial, in which case they are stated at cost. Gains and losses are recognised in the income statement when the liabilities are derecognised.

Amortised cost is calculated by taking into account any discount or premium on acquisition and includes fees or costs that are an integral part of the effective interest rate. The effective interest rate amortisation is included in interest expenses in the income statement.

(g) 終止確認金融負債

當負債之責任被解除、取消或屆滿，則終止確認金融負債。

如現有金融負債被來自同一貸款人以具有不同條款的其他金融負債取代，或現有負債之條款被作出實質性的修訂，則該項交換或修訂被當作終止確認原負債及確認一項新負債處理，賬面金額之差額於損益表確認。

(g) Derecognition of financial liabilities

A financial liability is derecognised when the obligation under the liability is discharged, cancelled, or expires.

When an existing financial liability is replaced by another from the same lender on substantially different terms, or the terms of an existing liability are substantially modified, such an exchange or modification is treated as a derecognition of the original liability and a recognition of a new liability, and the difference between the respective carrying amounts is recognised in the income statement.

(h) 金融工具之公允價值

於活躍市場交易之金融工具之公允價值乃參考市場報價或交易商報價，且不會扣減任何交易成本。無活躍市場之金融工具，公允價值以適當估值方法釐定。此等方法包括以近期按公平原則進行之市場交易，以大致相同之另一工具之現行市值作參考，以折現現金流量分析及其他估值模型。

(h) Fair value of financial instruments

The fair value of financial instruments that are traded in active markets is determined with reference to quoted market prices or dealer price quotations, without any deduction for transaction costs. For financial instruments where there is no active market, the fair value is determined using appropriate valuation techniques. Such techniques include using recent arm's length market transactions; reference to the current market value of another instrument which is substantially the same; a discounted cash flow analysis; and other valuation models.

(i) 衍生金融工具

初始確認及後續計量

本集團採用衍生金融工具如遠期貨幣合約及利率掉期以對沖匯率及利率風險。衍生金融工具以衍生交易合同簽訂當日的公允價值進行初始確認，並以公允價值進行後續計量。當公允價值為正值時，衍生金融工具將被列為資產；當公允價值為負值時，則被列為負債。公允價值重新計量的盈虧於損益表確認。

衍生工具公允價值變動直接計入損益表。除非該衍生工具符合套期會計的條件，在這種情況下，任何由此產生的損益確認取決於被對沖項目的性質。

遠期貨幣合約之公允價值參考到期概況相近之合約的當前遠期匯率計算。利率掉期合約之公允價值乃參考同類工具之市值釐定。

(i) Derivative financial instruments

Initial recognition and subsequent measurement

The Group uses derivative financial instruments, such as forward currency contracts and interest rate swaps, to hedge its foreign currency risk and interest rate risk, respectively. Such derivative financial instruments are initially recognised at fair value on the date on which a derivative contract is entered into and are subsequently remeasured at fair value. Derivatives are carried as assets when the fair value is positive and as liabilities when the fair value is negative.

Any gains or losses arising from changes in fair value of derivatives are taken directly to the income statement, except where the derivatives are qualified for hedge accounting, in which case recognition of any resultant gain or loss depends on the nature of the item being hedged.

The fair value of forward currency contracts is calculated by reference to current forward exchange rates for contracts with similar maturity profiles. The fair value of interest rate swap contracts is determined with reference to market values for similar instruments.

(j) 外幣

本財務報告以澳門元列示。集團內各實體各自決定其功能貨幣，各實體的財務報表以其功能貨幣列示。外幣交易初始確認按交易日的市場匯率折算為記賬本位幣。外幣貨幣性資產及負債，於資產負債表日，按資產負債表日的市場匯率折算為記賬本位幣。因折算產生的差額計入當期損益。

按歷史成本以外幣計量之非貨幣項目，採用初始交易日匯率折算。按公允價值以外幣計量之非貨幣項目，採用釐定公允價值日期之匯率折算。因非貨幣項目再轉化產生的盈利或損失與因項目的公允價值變化產生的盈利或損失的確認方法一致。

一家海外附屬公司和一家海外分行之功能貨幣並非澳門元，報告期末，有關公司之資產與負債，按報告期末之匯率折算為本行記賬本位幣，損益表則按該年度之加權平均匯率折算為澳門元。

(j) Foreign currencies

These financial statements are presented in Macau Patacas ("MOP"), which is the Bank's functional and presentation currency. Each entity in the Group determines its own functional currency and items included in the financial statements of each entity are measured using that functional currency. Foreign currency transactions recorded by the entities in the Group are initially recorded using their respective functional currency rates ruling at the dates of the transactions. Monetary assets and liabilities denominated in foreign currencies are retranslated at the functional currency rates of exchange ruling at the end of the reporting period. All differences arising on settlement or translation of monetary items are taken to the income statement.

Non-monetary items that are measured in terms of historical cost in a foreign currency are translated using the exchange rates at the dates of the initial transactions. Non-monetary items measured at fair value in a foreign currency are translated using the exchange rates at the date when the fair value was determined. The gain or loss arising on translation of a non-monetary item measured at fair value is treated in line with the recognition of the gain or loss on change in fair value of the item.

The functional currencies of one overseas subsidiary and one overseas branch office are currencies other than the MOP. As at the end of the reporting period, the assets and liabilities of these entities are translated into the presentation currency of the Bank at the exchange rates prevailing at the end of the reporting period and their income statements are translated into MOP at the weighted average exchange rates for the year.

因此產生之匯兑差額於匯率儲備中累積。出售海外業務時，與該海外業務有關並已在匯率儲備中確認的金額將在損益表中確認。

The resulting exchange differences are accumulated in the foreign exchange reserve. On disposal of a foreign operation, the amount recognised in the foreign exchange reserve relating to that particular foreign operation is recognised in the income statement.

編製合併現金流量表時，海外公司之現金流量按現金流量發生日期之匯率折算為澳門元，海外公司整年經常產生之現金流量則按該年度之加權平均匯率折算為澳門元。

For the purpose of the consolidated cash flow statement, the cash flows of overseas entities are translated into MOP at the exchange rates ruling at the dates of the cash flows. Frequently recurring cash flows of overseas entities which arise throughout the year are translated into MOP at the weighted average exchange rates for the year.

(k) 合併報表編制基礎

截至二零二零年十二月三十一日合併財務報告包括銀行及附屬公司個別的財務報告。附屬公司的財務報表期間與銀行相同，使用一致的會計政策。附屬公司的經營業績由收購日期(即本行取得控制權之日期)起合併計算，並將持續到控股權終止。本行內部交易所產生的結餘、交易、及未實現損益以及分紅於合併時全數予以抵銷。

(k) Basis of consolidation

The consolidated financial statements include the financial statements of the Bank and its subsidiaries for the year ended 31 December 2020. The financial statements of the subsidiaries are prepared for the same reporting period as the Bank, using consistent accounting policies. The results of subsidiaries are consolidated from the date of acquisition, being the date on which the Group obtains control, and continue to be consolidated until the date that such control ceases. All intra-group balances, transactions, unrealised gains and losses resulting from intra-group transactions and dividends are eliminated on consolidation in full.

(l) 會計政策和披露事項變化

本年度本集團採納適用於《澳門財務報告準則》的會計政策並無更改。

(l) Changes in accounting policies and disclosures

During the period, the Group did not have any changes in accounting policies under MFRSs.

財務訊息披露(根據AMCM026/B/2012-DSB/AMCM號文件) Financial Information Disclosure (in Accordance with AMCM026/B/2012-DSB/AMCM)*(續 Continued)*

中國工商銀行(澳門)股份有限公司 Industrial and Commercial Bank of China (Macau) Limited

7. 關聯方交易

7.1 對關聯方的信貸政策

本行的關聯方交易應當符合誠實信用及公允原則，按當地監管機構及母行的有關規定管理關聯交易，並按要求進行資訊披露和對外報告。一般關聯交易交由本行高級管理層／有權簽批人按照本行內部授權規定和程式進行審批。

7. Related party transactions

7.1 The policy for lending to related parties.

Connected transactions of the Bank should be in line with the principles of honesty, credibility and equity. We manage connected transactions in accordance with the relevant regulations of local supervisor and Parent Company and conduct information disclosure and external reporting as required. Connected transactions should be approved by top management level or higher level credit authority as credit committee regarding the internal facility granting procedure.

7.2 與關聯方在資源、服務或責任上的交易以及當期交易餘額

7.2 The transactions regarding the transfer of resources, services or obligations with related parties and the outstanding balances.

關聯方交易	Related party transactions	千澳門元 MOP'000
存放同業款項	Interbank assets (deposits)	52,050,300.37
投資	Sundry investments	79,980.00
貸款及墊款	Credit granted	3,989,962.98
其它資產	Other assets	337,974.22
營業費用	Operating cost	536,388.75
客戶存款	Deposits of non-bank customers	853,683.71
同業存款	Interbank liabilities (deposits)	44,014,704.28
其它負債	Other liabilities	249,402.35
營業收入	Operating income	488,615.43

財務訊息披露(根據AMCM026/B/2012-DSB/AMCM號文件) Financial Information Disclosure (in Accordance with AMCM026/B/2012-DSB/AMCM)(續 Continued)

中國工商銀行(澳門)股份有限公司 Industrial and Commercial Bank of China (Macau) Limited

8. 資本

8.1 定性披露:

(a) 有關所有資本工具主要特徵的條款和條件的摘要信息,尤其是在創新、複雜或混合資本工具的情況下;

1 已發行並已繳足資本:

法定	Authorised	千澳門元 MOP'000
一百萬股,每股 1,000澳門元	1,000,000 shares of MOP1,000 each	
已發行並已繳足:	Issued and fully paid:	
588,920股,每股 1,000澳門元	588,920 shares of MOP1,000 each	588,920

2 發行溢價

股東支付的資本金超過已發行資本的名義價值。

3 法定儲備金

按澳門之銀行及保險業法例,本行及其在澳門之附屬公司須將最少相等於全年稅後盈利20%之款項撥入法定準備金,直至該準備金之金額相等於本行及其在澳門之附屬公司各自已發行及已繳足股本之50%為止。此後轉撥之數額必須保持在佔全年稅後盈利最少10%水平,直至該準備金之金額相等於本行及其在澳門之附屬公司各自已發行及繳足股本為止。此準備金僅在法例規定之某些特殊情況下才可作分派,並將於股東週年大會上批准後轉撥自年度稅後盈利。

8. Capital

8.1 Qualitative disclosure:

(a) Summary information on the terms and conditions of the main features of all capital instruments, especially in the case of innovative, complex or hybrid capital instruments;

1 Paid-up share capital:

2 Share Premium

Shareholders paid the capital amount over the nominal value of the Issued Capital.

3 Legal Reserve

Under the Macao banking and insurance legislation, the Bank and its subsidiaries incorporated in Macao (the "Macao subsidiaries") are required to transfer to a legal reserve an amount equal to a minimum of 20% of its annual profit after tax until the amount of the reserve is equal to 50% of their respective issued and fully paid up share capital. Thereafter, transfers must continue at a minimum annual rate of 10% until the reserve is equal to the Bank's and the Macao subsidiaries' respective issued and fully paid up share capital. This reserve is only distributable in accordance with certain limited circumstances prescribed by statute and will be transferred from the annual profit after tax upon the approval by the shareholders in the annual general meeting after the end of reporting period.

中國工商銀行(澳門)股份有限公司 Industrial and Commercial Bank of China (Macau) Limited

4 盈餘滾存(留存收益)

由歷年營運所帶來的滾存利潤，經扣除股息分派後的數額。計入之利潤經監管當局認可之外部核數師審核。

4 Profit Brought Forward (Retained Earning)

The profits of the preceding years, after deduction of dividend payouts. Profits are audited by external auditors which are recognized by AMCM.

5 補充自有資本(即2級資本)

(a)根據澳門金融管理局的規定，對已發行並符合監管要求的永久性及非永久性次級資本工具，以及一般準備金，納入補充自有資本。

根據澳門金融監管局的規定，一般準備金是按照經審計的財務報表附註6(e)中所述的會計政策估算，將超出本銀行第1階段和第2階段的客戶貸款和墊款減值準備金以及財務擔保合同的減值準備金的餘額，從未分配利潤中轉撥為儲備。

5 Supplementary Capital (i.e. Tier 2 Capital)

(a) According to the regulations of AMCM, perpetual and non-perpetual subordinated capital instruments issued that fulfill the regulatory requirements, as well as the general provisions, are served as supplementary capital.

General provisions are, in accordance with the requirements of AMCM, the impairment allowances in excess of the Bank's stage 1 & 2 impairment allowances of loans and advances to customers and financial guarantee contracts estimated in accordance with the accounting policy as described in note 6(e) of the Audited Financial Statement through the appropriation of retained profits to reserves

(b) 資本管理；

本集團資本管理之主要目的是為了確保本集團遵守監管當局所訂之資本要求，並支持本集團業務發展。本集團積極管理資本狀況，並致力提高資本運用效益提高股東價值。

(b) Capital management;

The primary objectives of the Group's capital management are to ensure that the Group complies with the capital requirements imposed by monetary authority and to support our business developments. The Group actively manages the capital position in order to improve the capital efficiency as well as to enhance shareholders' value.

財務訊息披露(根據AMCM026/B/2012-DSB/AMCM號文件) Financial Information Disclosure (in Accordance with AMCM026/B/2012-DSB/AMCM)(續 Continued)

中國工商銀行(澳門)股份有限公司 Industrial and Commercial Bank of China (Macau) Limited

本集團根據市場經濟狀況及其活動風險特性之轉變對資本管理政策作出調整。本集團具備健全的資本管理機制，定期對資本及風險加權資產變化作出監察及管理，制定資本管理計劃，評估未來一段時間理想的資本水平及資本結構，並適時通過不同渠道補充資本，確保本行長期可持續發展。

The Group makes and adjusts its capital management policies based on changes in market economic conditions and the risk characteristics of its activities. The Group has a sound capital management mechanism. It regularly monitors and manages changes in capital and risk-weighted assets, formulates capital management plans, evaluates ideal capital levels and capital structures for a period of time in the future, and replenishes capital through different channels as appropriate to ensure the long-term sustainable development.

在本年度內，本集團遵循所有澳門金融管理局所設定的資本要求。

During the year, the Group has complied with all of the imposed capital requirements by the AMCM.

8.2 定量披露：

8.2 Quantitative disclosure:

		千澳門元 MOP'000
已發行並已繳足資本	Paid-up share capital	588,920.00
發行溢價	Share premium	5,885,733.00
法定准備金, 公司章程規定之準備金及其他由未分配盈餘所組成之準備金	Legal, statutory and other reserves created by appropriations of retained profits	605,897.00
盈餘滾存(留存收益)	Profits brought forward (Retained Earning)	19,695,471.00
補充自有資本	Supplementary Capital (i.e. Tier 2 Capital)	14,566,894.00
財務參與或在附屬公司之資本性投資	Financial holdings or capital instruments in subsidiaries	(79,980.00)
自有資本	Own Fund	41,262,935.00
含營運風險的償付能力比率(銀行)	Operation Risk Adjusted Solvency Ratio (Bank level)	14.80%
含營運風險的償付能力比率(集團)	Operation Risk Adjusted Solvency Ratio (Group level)	14.90%
含營運風險的償付能力比率(母公司)	Operation Risk Adjusted Solvency Ratio (The Top Consolidated Group)	17.02%
含營運風險的償付能力比率(子公司)	Operation Risk Adjusted Solvency Ratio (ICBC Capital)	88.09%

財務訊息披露(根據AMCM026/B/2012-DSB/AMCM號文件) Financial Information Disclosure (in Accordance with AMCM026/B/2012-DSB/AMCM)(續 Continued)

中國工商銀行(澳門)股份有限公司 Industrial and Commercial Bank of China (Macau) Limited

9. 信用風險

9.1 對於信用風險的定性描述

(a) 對逾期或減值的定義；

逾期或減值是指貸款和其他未償或逾期未償債務，銀行可能因為借款人的信用度下降而無法收回貸款總值。

(b) 對特定準備金、一般準備金和其他撥備的計提方法與統計方法；

本行的撥備政策是遵從澳門金融管理局的要求而設置的，其中包括兩種方法。「專項減值」是一項專為不良貸款資產而設之特定備用金，按照預計可收回金額進行考慮；「組合減值」是為正常貸款資產而設之一般備用金。

(c) 探討信用機構的信用風險管理政策。

本行訂有信貸風險管理程式，以計量、監察及控制信貸風險。本行之信貸機關包括信貸委員會、總經理、行政總裁及董事等富有廣泛銀行經驗的專才。審批信貸的信貸授權架構必須符合銀行的信貸政策：風險敞口受信貸限額和其他控制限額(如大額風險敞口和集中度限制)的監控；將主要信貸職能清楚劃分，以確保信貸監控及監察能獨立運作。

9. Credit risk

9.1 To provide the following qualitative disclosure on the credit institutions credit risk:

(a) Definition of past due or impaired;

Past due or impaired means loans and other obligations remaining unpaid or outstanding past the due date, and it is likely that the bank cannot collect the full value of the loan because the creditworthiness of the borrower has fallen.

(b) Description of approaches following for specific, general and other provisions and statistical methods;

The provision policy of the Bank is in compliance with the requirements set out by AMCM, which includes 2 methods. The Individual Impairment Allowance is a specific provision applied to impaired loans taking into account the estimated recoverable amount. The Collective Impairment Allowance is a general provision for the normal loan assets.

(c) Discussion of the credit institution's credit risk management policy.

The Bank has a credit risk management process to measure, monitor and control credit risk. The lending authority of the Bank consists of the credit committee, general manager, chief executive officer and directors who have extensive banking experience. The hierarchy of credit authority which approves credit is in compliance with the Bank's credit policy; exposures are monitored against credit limits and other control limits (such as large exposures and concentration limits); segregation of duties in key credit functions is in place to ensure separate credit control and monitoring.

財務訊息披露(根據AMCM026/B/2012-DSB/AMCM號文件) Financial Information Disclosure (in Accordance with AMCM026/B/2012-DSB/AMCM)(續 Continued)

中國工商銀行(澳門)股份有限公司 Industrial and Commercial Bank of China (Macau) Limited

9.2 定量披露：

9.2.1 授信地區分佈

a. 貸款及未提款承諾

9.2 Quantitative disclosure on the credit risk:

9.2.1 Geographic distribution of exposures

a. Loans and Commitment

千澳門元
MOP'000

地區 Region	政府、公營機構 Government or Public Sector	金融機構 Financial Institution	其它公司 Other Company	總計 Total
中國澳門 Macao	—	6,445,542.00	173,127,579.84	179,573,121.84
中國 China	—	180,954.75	25,123,208.00	25,304,162.75
中國香港 Hong Kong	—	10,435,787.39	61,247,265.99	71,683,053.38
其它 Others	7,238,016.62	3,911,659.87	19,245,676.94	30,395,353.43

b. 債務證券

b. Debt securities

千澳門元
MOP'000

地區 Region	政府、公營機構 Government or Public Sector	金融機構 Financial Institution	其它公司 Other Company	總計 Total
中國澳門 Macao	8,100,000.00	7,199,452.00	2,936,644.00	18,236,096.00
中國 China	276,657.00	14,258,329.00	32,439,427.00	46,974,413.00
中國香港 Hong Kong	3,089,918.00	6,184,889.00	2,837,807.00	12,112,614.00

c. 金融衍生工具

c. Financial Derivatives

千澳門元
MOP'000

地區 Region	政府、公營機構 Government or Public Sector	金融機構 Financial Institution	其它公司 Other Company	總計 Total
中國 China	—	(157,936.64)	0.00	(157,936.64)
中國香港 Hong Kong	—	73,127.37	0.00	73,127.37
中國澳門 Macao	—	3,666.98	869.53	4,536.51
泰國 Thailand	—	(56,263.05)	0.00	(56,263.05)
英國 United Kingdom	—	(32,210.00)	0.00	(32,210.00)
總計 Total	—	(169,615.34)	869.53	(168,745.81)

9.2.2 授信行業分佈

9.2.2 Industry distribution of exposures

千澳門元
MOP'000

行業 Industry	總金額 Gross Amount	不良貸款金額 Non-performing Loan	一般減值準備 CIA General Provision	個別減值準備 IIA Specific Provision	淨金額 Net Amount
製造業 Manufacturing industries	3,583,427.67	139,050.00	43,755.27	111,240.00	3,428,432.40
電力、氣體燃料及水 Electricity, gas and water	3,690,119.64	—	36,970.21	—	3,653,149.43
建築及裝修工程 Construction and public works	27,096,641.11	208,285.21	298,030.92	16,989.77	26,781,620.42
貿易、出入口、批發及零售 Wholesale and retail trade	17,378,071.92	83,515.85	193,356.73	27,231.70	17,157,483.49
餐廳、酒店及相關行業 Restaurants, Hotels and similar	7,878,303.57	—	98,647.12	—	7,779,656.45
運輸、倉庫及通訊 Transport, warehousing and communications	3,255,914.28	9,915.76	33,730.48	9,915.76	3,212,268.04
個人按揭貸款 Personal housing loans (mortgage)	38,185,355.49	38,557.02	381,837.43	7,292.54	37,796,225.52
其它個人貸款 Personal credit for other purposes	30,865,903.76	37,339.78	328,868.69	5,624.26	30,531,410.81
其它 Others	94,324,406.98	85,815.47	1,018,211.06	35,334.62	93,270,861.30
總計 Total	226,258,144.42	602,479.09	2,433,407.91	213,628.65	223,611,107.86

財務訊息披露(根據AMCM026/B/2012-DSB/AMCM號文件) Financial Information Disclosure (in Accordance with AMCM026/B/2012-DSB/AMCM)*(續 Continued)*

中國工商銀行(澳門)股份有限公司 Industrial and Commercial Bank of China (Macau) Limited

9.2.3 資產和負債的期限分佈

9.2.3 Maturity analysis on assets and liabilities

千澳門元
MOP'000

	即時償付 On Demand	1月內到期 Up to 1 month	1-3月內到期 From 1 to 3 months	3月-1年內到期 From 3 month to 1 year	1-3年內到期 From 1 to 3 years	3年以上 Over 3 years	無指定期限 Indefinite period	總計 Total
資產								
Assets								
客戶貸款及墊款								
Loans and advances to customers	3,453,583.37	14,796,343.01	10,330,901.28	35,250,154.72	59,677,036.57	102,750,125.47	—	226,258,144.42
存、拆放同業款項								
Cash and balances with and loans and advances to banks	23,907,936.50	28,666,169.53	18,993,903.09	5,170,675.17	3,154,154.00	—	—	79,892,838.28
存款證								
Certificates of deposit held	—	6,135,902.64	2,021,245.54	9,752,312.67	—	—	—	17,909,460.85
持有由金融管理局發行的證券								
Securities issued by Macao SAR Government and/or AMCM	—	8,000,000.00	100,000.00	—	—	—	—	8,100,000.00
其它證券								
Other securities	—	4,448,914.89	3,035,047.49	11,593,398.16	26,023,583.47	15,865,247.63	69,069.78	61,035,261.42
負債								
Liabilities								
同業存入、拆入款項								
Deposits and balances of banks and financial institutions	376,241.06	26,857,889.48	9,553,876.46	933,108.00	798,520.00	—	—	38,519,635.00
公共機構存款								
Deposits from public sector entities	11,695.23	14,679,030.95	16,572,066.77	20,506,320.14	—	—	—	51,769,113.09
母公司及合伙公司存款								
Deposits from holding and associated companies	—	—	—	—	—	—	—	—
客戶存款								
Deposits from non-bank customers	50,139,394.18	46,216,943.05	48,160,623.86	61,405,865.21	1,041,759.62	—	—	206,964,585.92
發行存款證								
Certificates of deposits issued	—	10,819,071.00	24,177,775.00	28,144,887.00	—	—	—	63,141,733.00
其它發行證券								
Other securities issued	—	—	—	—	—	11,532,996.41	600,490.00	12,133,486.41

財務訊息披露(根據AMCM026/B/2012-DSB/AMCM號文件) Financial Information Disclosure (in Accordance with AMCM026/B/2012-DSB/AMCM)(續 Continued)

中國工商銀行(澳門)股份有限公司 Industrial and Commercial Bank of China (Macau) Limited

9.2.4 逾期資產分析

9.2.4 Analysis on past due assets

千澳門元，%
MOP'000, %

	逾期餘額 Past due loans	逾期餘額百份比 Past due loans percentage	抵押品價值 Value of collateral	個別減值準備 Individual impairment allowance
a) 逾期 3-6 月 Overdue for 3 - 6 months	254,697.32	0.113%	369,743.60	36,469.35
b) 逾期 6 月 - 1 年 Overdue for 6 months - 1 year	13,857.83	0.006%	32,148.70	500.36
c) 逾期 1 年以上 Overdue for more than 1 year	149,052.74	0.066%	169,664.12	64,505.21
	417,607.89	0.185%	571,556.42	101,474.92

10. 市場風險

定性描述

(a) 對市場風險管理目的以及政策的描述

本行的市場風險管理目標是平衡外匯匯率和利率的變動，以及信貸市場的變化所產生的風險和回報。本行的市場風險管理政策和流程包括風險限額管理，壓力測試，交易對手以及國別風險評估。2020年本行繼續加強市場風險管理工作，全面提升市場風險管理與計量，積極完善市場風險管理政策，健全市場風險報告與限額管理體系。

10. Market risk

Qualitative disclosure

(a) A description of its risk management objectives and policies on market risk.

The objective of market risk management is to obtain the best balance of risk and return of the Bank's positions arising from movements in foreign exchange rates, interest rates and changes in credit market condition. Our market risk policies and processes include risk limits and exposures management, stress-testing, counterparty evaluations and country risks assessment. In 2020, the Bank continued to strengthen market risk management by improving policies and procedures, risk reporting and limit management.

(b) 定量披露

(b) Quantitative disclosure

市場風險的資本要求	Market Risk Capital charge for	金額 Amount 千澳門元 MOP'000
債券及與債券相關的衍生工具的特定風險	Specific Risk of Debt Securities and Debt Derivatives	468,329
債券、與債券相關的衍生工具及利率風險的一般市場風險	General Market Risk of Debt Securities, Debt Derivatives and Interest Rate Exposures	66,876
股權風險	Equity Exposures	—
外匯風險	Foreign Exchange Exposures	13,411
商品風險	Commodities Exposures	—

11. 銀行賬戶的利率風險

定性描述

(a) ***銀行帳面利率風險的性質；***

本行的銀行帳簿主要以美元、港元及人民幣計價的投資，因此本行的利率風險主要由美元及人民幣利率之波動，這可能會降低我們的投資價值。

(b) ***提前贖回貸款的關鍵假設；***

提前還款是指借款人存入一筆款項，要求銀行用作提早清還部份或全部貸款。當銀行收到借款人要求提前部份或全部清還貸款的申請時，先覆查銀行便利函內容，對於提前還款是否需要徵收手續費。若借款人要求豁免手續費時，必須先得到銀行相關權限的審批人批准。最後從客戶的帳戶中扣除款項以償還貸款。

(c) ***利率風險衡量的頻率***

本行每月會監控債券投資的久期，以確保久期是符合本行的政策和風險偏好。本行每季均會評估銀行帳戶在利率受到較大變動的情況下，即利率變動200個基點時，所對我行資本額及財務狀況的影響。

定量披露

(d) 收益或經濟價值(或管理層使用的相關指標)的上升(下降)，根據管理層的方法，按貨幣細分，如果相關的話，向上和向下的衝擊。

11. Interest rate risk in the banking book

Qualitative disclosure

(a) ***The nature of its interest rate risk in respect of the interest rate exposure in the banking book;***

Our banking book mainly consists of investments denominated in USD, HKD and RMB, therefore our interest rate risk arises from fluctuating USD and RMB interest rates, which may reduce the values of our investments.

(b) ***Key assumption of early redemption loan;***

Early Redemption means the borrower to deposit a sum of money, the bank used for early partial or fully repayment of the loan. When the bank received the borrower requirement in advance of early partial or fully repayment of the loan, first verify the contents of the bank facility letter about the early redemption penalty. If the borrower wants to waive the early redemption penalty, need to get the bank approval of the approving officer has sufficient authority. At last to debit the borrower's repayment account to repay the loan.

(c) ***Frequency of interest rate risk measurement***

Each month we monitor the duration of our bond investment to ensure that it is within our policy and risk appetite. Each quarter we assess the impact on the capital and financial position of our bank account resulted from interest rate change by 200 basis points.

Quantitative disclosure

(d) The increase (decline) in earnings or economic value (or relevant measure used by management) for upward and downward rate shocks according to management's method, broken down by currency, if relevant.

財務訊息披露(根據AMCM026/B/2012-DSB/AMCM號文件) Financial Information Disclosure (in Accordance with AMCM026/B/2012-DSB/AMCM)(續 Continued)

中國工商銀行(澳門)股份有限公司 Industrial and Commercial Bank of China (Macau) Limited

200個基點波動的利率風險分析

Analysis of interest rate exposures at a shock of 200 basis points

千澳門元
MOP'000

項目 Item	時段 Time band	第一部份 長盤 Part I long (a)	第二部份 (短盤) Part II (short) (b)	第三部份 長盤 Part III long (c)	第四部份 (短盤) Part IV (short) (d)	淨長盤／(短盤)總額 Total Net long/(short) (e)	權數 Weighing factor (%)	加權淨長盤／(短盤) Weighted position long/(short) (f)
1	少於1日 Within 1 day	31,831,801	(12,656,809)	0	0	19,174,992	0.00	0
2	>1 至 <= 7 日 >1 to <= 7 days	7,000,003	(2,966,502)	0	(4,000,000)	33,501	0.02	7
3	>7 日至 <= 1 個月 >7 days to <= 1 month	2,483,446	(2,492,820)	199,736	0	190,362	0.10	190
4	>1 至 <= 3 個月 >1 to <= 3 months	3,168,773	(6,851,213)	0	0	(3,682,440)	0.32	(11,784)
5	>3 至 <= 6 個月 >3 to <= 6 months	45,458	(4,429,753)	0	0	(4,384,295)	0.72	(31,567)
6	>6 個月至 <=1 年 >6 months to <=1 year	28,777	(6,180,762)	0	0	(6,151,985)	1.43	(87,973)
7	>1 至 <=2 年 >1 to <=2 years	462	(6,157)	0	0	(5,695)	2.77	(158)
8	>2 至 <=3 年 >2 to <=3 years	775,180	0	0	0	775,180	4.49	34,806
9	>3 至 <=4 年 >3 to <=4 years	68,011	0	0	0	68,011	6.14	4,176
10	>4 至 <=5 年 >4 to <=5 years	272,096	0	0	0	272,096	7.71	20,979
11	>5 至 <=7 年 >5 to <=7 years	101,775	0	0	0	101,775	10.15	10,330
12	>7 至 <=10 年 >7 to <=10 years	0	0	0	0	0	13.26	0
13	>10 至 <=15 年 >10 to <=15 years	0	0	0	0	0	17.84	0
14	>15 至 <=20 年 >15 to <=20 years	0	0	0	0	0	22.43	0
15	超過 20 年 Over 20 years	0	0	0	0	0	26.03	0
16	此幣別之加權總額 (1(d) - 15(d)之總和) Weighted position for this currency (sum of 1(d) - 15(d))							(60,994)
17	其他幣別之加權總額 Weighted position of all other currencies							1,770,196
18	所有幣別之加權總額 (16(f)+17(f)) Weighted position of all currencies (16(f)+17(f))							1,709,202
19	自有資金* Own funds*							41,262,935
20	對經濟價值的影響以在自有資金中的比例表示* (18(f) as % of 19(f)) Impact on economic value as % of own funds* (18(f) as % of 19(f))							4.14%

(*有關項目只適用於住所在澳門之信用機構。)

(* These items are relevant for credit institutions incorporated in Macao only.)

財務訊息披露(根據AMCM026/B/2012-DSB/AMCM號文件) Financial Information Disclosure (in Accordance with AMCM026/B/2012-DSB/AMCM)(續 Continued)

中國工商銀行(澳門)股份有限公司 Industrial and Commercial Bank of China (Macau) Limited

200個基點波動的利率風險分析

Analysis of interest rate exposures at a shock of 200 basis points

港元(千澳門元等值)
HKD (in MOP'000 equivalent)

項目 Item	時段 Time band	第一部份 長盤 Part I long (a)	第二部份 (短盤) Part II (short) (b)	第三部份 長盤 Part III long (c)	第四部份 (短盤) Part IV (short) (d)	淨長盤/(短盤)總額 Total Net long / (short) (e)	權數 Weighing factor (%)	加權淨長盤/(短盤) Weighted position long /(short) (f)
1	少於1日 Within 1 day	63,485,464	(18,408,458)	0	0	45,077,006	0.00	0
2	>1 至 <= 7 日 >1 to <= 7 days	3,332,813	(11,203,112)	5,042,838	0	(2,827,461)	0.02	(565)
3	>7 日至 <= 1 個月 >7 days to <= 1 month	53,168,613	(27,845,018)	7,186,444	0	32,510,039	0.10	32,510
4	>1 至 <= 3 個月 >1 to <= 3 months	13,660,787	(41,334,405)	0	0	(27,673,618)	0.32	(88,556)
5	>3 至 <= 6 個月 >3 to <= 6 months	3,999,663	(26,615,950)	0	0	(22,616,287)	0.72	(162,837)
6	>6 個月至 <=1 年 >6 months to <=1 year	1,498,289	(10,359,941)	0	0	(8,861,652)	1.43	(126,722)
7	>1 至 <=2 年 >1 to <=2 years	233	(11,964)	0	0	(11,731)	2.77	(325)
8	>2 至 <=3 年 >2 to <=3 years	2,865,450	(41)	0	0	2,865,409	4.49	128,657
9	>3 至 <=4 年 >3 to <=4 years	1,352,413	0	0	0	1,352,413	6.14	83,038
10	>4 至 <=5 年 >4 to <=5 years	1,224,988	0	0	0	1,224,988	7.71	94,447
11	>5 至 <=7 年 >5 to <=7 years	754,544	0	0	0	754,544	10.15	76,586
12	>7 至 <=10 年 >7 to <=10 years	0	0	0	0	0	13.26	0
13	>10 至 <=15 年 >10 to <=15 years	0	0	0	0	0	17.84	0
14	>15 至 <=20 年 >15 to <=20 years	0	0	0	0	0	22.43	0
15	超過 20 年 Over 20 years	0	0	0	0	0	26.03	0
16	此幣別之加權總額(1(d) - 15(d)之總和) Weighted position for this currency (sum of 1(d) - 15(d))							36,233

(* 有關項目只適用於住所在澳門之信用機構。)
(* These items are relevant for credit institutions incorporated in Macao only.)

財務訊息披露(根據AMCM026/B/2012-DSB/AMCM號文件) Financial Information Disclosure (in Accordance with AMCM026/B/2012-DSB/AMCM)*(續 Continued)*

中國工商銀行(澳門)股份有限公司 Industrial and Commercial Bank of China (Macau) Limited

200個基點波動的利率風險分析

Analysis of interest rate exposures at a shock of 200 basis points

美元(千澳門元等值)
USD (in MOP'000 equivalent)

項目 Item	時段 Time band	第一部份長盤 Part I long (a)	第二部份(短盤) Part II (short) (b)	第三部份長盤 Part III long (c)	第四部份(短盤) Part IV (short) (d)	淨長盤/(短盤)總額 Total Net long/(short) (e)	權數 Weighing factor (%)	加權淨長盤/(短盤) Weighted position long/(short) (f)
1	少於1日 Within 1 day	4,375,491	(7,811,611)	0	0	(3,436,120)	0.00	0
2	>1 至 <= 7 日 >1 to <= 7 days	11,570,842	(9,258,750)	507,048	(1,038,076)	1,781,064	0.02	356
3	>7 日至 <= 1 個月 >7 days to <= 1 month	36,261,794	(38,547,827)	9,895,968	(8,237,238)	(627,303)	0.10	(627)
4	>1 至 <= 3 個月 >1 to <= 3 months	41,980,809	(41,054,057)	4,666,736	0	5,593,488	0.32	17,899
5	>3 至 <= 6 個月 >3 to <= 6 months	23,428,013	(43,352,459)	0	0	(19,924,446)	0.72	(143,456)
6	>6 個月至 <=1 年 >6 months to <=1 year	11,858,053	(17,895,995)	0	(119,778)	(6,157,720)	1.43	(88,055)
7	>1 至 <=2 年 >1 to <=2 years	13,315,186	(1,022,106)	0	0	12,293,080	2.77	340,518
8	>2 至 <=3 年 >2 to <=3 years	1,993,503	0	0	0	1,993,503	4.49	89,508
9	>3 至 <=4 年 >3 to <=4 years	3,992,256	(3,947,056)	0	0	45,200	6.14	2,775
10	>4 至 <=5 年 >4 to <=5 years	2,612,949	0	0	0	2,612,949	7.71	201,458
11	>5 至 <=7 年 >5 to <=7 years	964,397	0	0	0	964,397	10.15	97,886
12	>7 至 <=10 年 >7 to <=10 years	1,565,721	0	0	0	1,565,721	13.26	207,615
13	>10 至 <=15 年 >10 to <=15 years	0	0	0	0	0	17.84	0
14	>15 至 <=20 年 >15 to <=20 years	0	0	0	0	0	22.43	0
15	超過 20 年 Over 20 years	0	0	0	0	0	26.03	0
16	此幣別之加權總額(1(d) - 15(d)之總和) Weighted position for this currency (sum of 1(d) - 15(d))							725,877

(* 有關項目只適用於住所在澳門之信用機構。)
(* These items are relevant for credit institutions incorporated in Macau only.)

財務訊息披露(根據AMCM026/B/2012-DSB/AMCM號文件) Financial Information Disclosure (in Accordance with AMCM026/B/2012-DSB/AMCM)*(續 Continued)*

中國工商銀行(澳門)股份有限公司 Industrial and Commercial Bank of China (Macau) Limited

200個基點波動的利率風險分析

Analysis of interest rate exposures at a shock of 200 basis points

人民幣(千澳門元等值)
CNY (in MOP'000 equivalent)

項目 Item	時段 Time band	第一部份 長盤 Part I long (a)	第二部份 (短盤) Part II (short) (b)	第三部份 長盤 Part III long (c)	第四部份 (短盤) Part IV (short) (d)	淨長盤/(短盤)總額 Total Net long/(short) (e)	權數 Weighing factor (%)	加權淨長盤/(短盤) Weighted position long/(short) (f)
1	少於1日 Within 1 day	3,450,886	(1,932,092)	0	0	1,518,794	0.00	0
2	>1 至 <= 7 日 >1 to <= 7 days	1,227,400	(4,469,608)	0	0	(3,242,208)	0.02	(648)
3	>7 日至 <= 1 個月 >7 days to <= 1 month	6,608,293	(2,009,650)	0	(7,708,686)	(3,110,043)	0.10	(3,110)
4	>1 至 <= 3 個月 >1 to <= 3 months	4,023,223	(9,169,687)	0	(3,113,300)	(8,259,764)	0.32	(26,431)
5	>3 至 <= 6 個月 >3 to <= 6 months	2,594,856	(4,648,899)	0	0	(2,054,043)	0.72	(14,789)
6	>6 個月至 <=1 年 >6 months to <=1 year	1,871,610	(5,564,021)	0	0	(3,692,411)	1.43	(52,801)
7	>1 至 <=2 年 >1 to <=2 years	3,034,696	(1,492)	0	0	3,033,204	2.77	84,020
8	>2 至 <=3 年 >2 to <=3 years	4,109,348	0	0	0	4,109,348	4.49	184,510
9	>3 至 <=4 年 >3 to <=4 years	3,085,412	0	0	0	3,085,412	6.14	189,444
10	>4 至 <=5 年 >4 to <=5 years	6,063,191	0	0	0	6,063,191	7.71	467,472
11	>5 至 <=7 年 >5 to <=7 years	1,755,947	0	0	0	1,755,947	10.15	178,229
12	>7 至 <=10 年 >7 to <=10 years	0	0	0	0	0	13.26	0
13	>10 至 <=15 年 >10 to <=15 years	12,274	0	0	0	12,274	17.84	2,190
14	>15 至 <=20 年 >15 to <=20 years	0	0	0	0	0	22.43	0
15	超過 20 年 Over 20 years	0	0	0	0	0	26.03	0
16	此幣別之加權總額(1(d) - 15(d)之總和) Weighted position for this currency (sum of 1(d) - 15(d))							1,008,086

(* 有關項目只適用於住所在澳門之信用機構。)
(* These items are relevant for credit institutions incorporated in Macau only.)

12. 操作風險

工銀澳門執行先進的操作風險管理架構和體系，由「綜合管理、分部控制和隔離授權」模型組成，用於操作風險的識別，評估，分析和控制。這模型和系統使本行可以在可管理的水平上控制操作風險，最大程度地增加本行及其股東的價值，並保障客戶和公眾的利益。

董事會和高級管理層一如既往高度重視操作風險管理工作。2020年，繼續實施操作風險識別與控制流程有效性評估，推動主要領域風險治理工作，強化系統風險控制力度，優化流程设置，加強監督問責力度，鞏固內控根基。

2020年本行操作風險管理措施有效，風險管控結果良好。

12. Operational Risk

ICBC (Macau) implements advanced operational risk management structure and system which is composed of "Consolidated Management, Divisional Control and Segregated Authorization" model for the operational risk identification, assessment, analysis and control. Such model and system enable the Bank to control operational risk at a manageable level, maximize the value added to the Bank and its shareholders, and protect the interests of customers and the public.

As always, both the board of directors and the senior management team have placed significant emphasis on the operational risk management. In 2020, the Bank continued to implement operational risk identification and the evaluation of the effectiveness of internal control, promote risk management in key areas, optimize business processing systems and risk management systems, and strengthen the performance of accountability in order to reinforce the fundamental framework of the operational risk management.

In 2020, the Bank's operational risk management is considered properly operated with effective risk management measures.

13. 匯率風險

定性描述

(a) 匯率風險管理目標與管理政策的描述；

作為本行市場風險管理的一部分，本行的外匯匯率風險管理目標是平衡外匯匯率變動所產生的風險和回報。本行匯率風險管理政策主要包括限額管理和日常監測。

13. Foreign exchange risk

Qualitative disclosure

(a) A description of its risk management objectives and policies on foreign exchange exposure;

As part of our market risk management, the objective of foreign exchange rates risk management is to obtain the best balance of risk and return of our Bank's positions arising from movements in foreign exchange rates. Our policies on foreign exchange exposure include currency position limits setting and monitoring.

財務訊息披露(根據AMCM026/B/2012-DSB/AMCM號文件) Financial Information Disclosure (in Accordance with AMCM026/B/2012-DSB/AMCM)(續 Continued)

中國工商銀行(澳門)股份有限公司 Industrial and Commercial Bank of China (Macau) Limited

定量披露

(b) 各項外匯的淨頭寸情況；

Quantitative disclosure

(b) The total net long and total net short positions in foreign currencies:

(千澳門元等值) (in MOP'000 equivalent)

貨幣	Currency	不包括期權合約的淨持倉長盤或短盤 Net Open Position excluding option contracts Long or Short	期權合約的淨長盤或短盤 Net Position in option contracts Long or Short	已包括期權合約的淨持倉長盤或短盤 Net Open Position including option contracts Long or Short
1. 澳洲元	1. Australian dollars	166		166
2. 加拿大元	2. Canadian dollars	576		576
3. 人民幣	3. Chinese renminbi	(6,961)		(6,961)
4. 歐元	4. Euro	3,100		3,100
5. 港元	5. Hong Kong dollars	25,984,971		25,984,971
6. 日圓	6. Japanese yen	(108)		(108)
7. 新西蘭元	7. New Zealand dollars	807		807
8. 英鎊	8. Pound sterling	(612)		(612)
9. 新加坡元	9. Singapore dollars	856		856
10. 瑞士法郎	10. Swiss francs	(199)		(199)
11. 美元	11. US dollars	(255,684)		(255,684)
12. 以上未列出的貨幣，黃金除外	12. Foreign currencies not separately specified above, except gold	7,878		7,878
13. 黃金	13. Gold	27		27

財務訊息披露(根據AMCM026/B/2012-DSB/AMCM號文件) Financial Information Disclosure (in Accordance with AMCM026/B/2012-DSB/AMCM)(續 Continued)

中國工商銀行(澳門)股份有限公司 Industrial and Commercial Bank of China (Macau) Limited

(c) 淨頭寸不低於所有外匯總淨頭寸的10%的信息：

(c) The information in a particular foreign currency whose net position (in absolute terms) constitutes not less than 10% of the total net position in all foreign currencies:

港元(原幣)／HKD (Original CCY) 千元'000

	資產 Assets	負債 Liabilities
即期 Spot	13,355,037.70	—
	買入 Purchases	**賣出 Sales**
遠期 Forward	11,873,089.54	—
按德爾塔約當加權方法計算出來的期權合約的淨長盤或短盤 Net options position, calculated on the basis of the delta-weighted position of the relevant option contracts	—	—
淨長盤(淨短盤) Net long (or net short) position	—	25,228,127.24

美元(原幣)／USD (Original CCY) 千元'000

	資產 Assets	負債 Liabilities
即期 Spot	25,790.71	(768,457.63)
	買入 Purchases	**賣出 Sales**
遠期 Forward	1,904,750.29	(1,194,103.08)
按德爾塔約當加權方法計算出來的期權合約的淨長盤或短盤 Net options position, calculated on the basis of the delta-weighted position of the relevant option contracts	—	—
淨長盤(淨短盤) Net long (or net short) position	—	(32,019.71)

14. 流動性風險

定性分析

(a) 本行風險管理目標和流動性風險政策；

流動性風險管理是識別、計量、監測和控制流動性風險的全過程。本行堅持審慎性原則，充分識別、有效計量、持續監測和適當控制在業務環節中的流動性風險，確保無論在正常經營環境中還是在壓力狀態下，都有足夠的資金應對到期債務的支付。

根據本行經營策略、業務特點和風險偏好測定本行流動性風險承受度，並以此為基礎制定流動性風險管理策略、政策和程序。風險承受程度採用定量方法，如在正常情況下，或在壓力狀況下銀行可以承受的未經緩釋的流動性風險水準。

流動性風險管理策略需明確流動性風險管理的整體模式，並列明有關流動性風險管理特定事項的具體政策，包括但不限於以下內容：

1） 整體的流動性管理政策；

2） 流動性風險的識別、計量和匯報機制；

3） 流動性風險管理程序；

4） 資產與負債組合；

5） 流動性風險限額；

6） 在正常及壓力情況下的現金流量分析；

14. Liquidity risk

Qualitative disclosure

(a) A description of its risk management objectives and policies on liquidity risk;

Liquidity Risk Management (LRM) is a whole process to identify, quantify, monitor and control of the liquidity risk. The Bank would adhere to the principle of prudence in order to fully identify, monitor and control the liquidity risk arising from our business in an effective and continuous manner. No matter it is under normal operating environment or under financial pressure, the LRM process can ensure that our bank would have sufficient funding to service our liabilities as they fall due.

The determination of the LRM together with its related strategies, policies and procures are highly based on the business strategy, operational characteristics and risk preference of the Bank. The degree of risk tolerance is presented in a quantitative way to gauge the unreleased liquidity risk level by assuming whether it is under normal circumstance or under financial pressure.

LRM is required to identify a clear and comprehensive module which embeds a set of specific strategy, including but not limited to the following:

1) Overall LRM strategies;

2) LRM identification, measurement and reporting scheme;

3) LRM procedures;

4) Assets and liabilities portfolio;

5) Liquidity risk limit;

6) Cash flow analysis under normal or stressful operating environment;

7) 導致流動性風險增加的潛在因素及相應的監測流程；

8) 壓力測試和情景分析；

9) 應急計劃。

7) Potential factors that lead to the increase of liquidity risk and the responding monitoring process;

8) Stress Test and Scenario Analysis;

9) Emergency plan.

定量披露

Quantitative disclosure

		千澳門元／百分比 MOP'000/%
(a)	平均持有流動現金之最低要求 Minimum weekly amount of cash in hand	5,613,041
(b)	平均持有之流動現金額 Average weekly amount of cash in hand	6,997,584
(c)	平均之償付資產 Specified liquid assets	112,040,880
(d)	平均之償付資產對基本負債比率 Ratio of specified liquid asset to total basic liabilities	41%
(e)	平均之一個月流動性比率 One-month liquidity ratio in the last week of each month	106%
(f)	平均之三個月流動性比率 Three-month liquidity ratio in the last week of each month	21%

15. 其他信息

(a) 披露任何其他信息，以便更好地了解信貸機構的狀況，此類信息包括但不限於：

信用機構的資產，承諾作為信用機構的擔保或第三方的負債；

本行無相關資產。

(b) 可能導致銀行財務狀況造成重大影響的未決訴訟。

15. Other information

(a) To disclose any other information that may provide a better understanding of the conditions of the credit institution. Such information includes but not limited to:

The credit institution's assets that are pledged as security for the credit institution or a third party's liabilities;

The Bank does not have such assets.

(b) Outstanding litigations which may have a significant impact on the Group's financial position.

本行在日常經營過程中涉及若干法律訴訟。這些訴訟大部份是因本行為收回不良貸款而提起的。本行預計這些未決訴訟不會對本行的業務、財務狀況或經營業績造成任何重大影響。

The Bank has been involved in litigation proceedings in the ordinary course of business. Most of these proceedings were initiated by the Bank for recovering non-performing loans. The Bank expected that there would not be any significant impact resulted from the proceedings on the Bank's business, financial position or operating result.

16. 說明

(a) 專案1、專案3和專案6在所披露的所有專案中進行審計。

(b) 除非有特別註明，以上數據截至二零二零年十二月三十一日。

16. Notes

(a) Item 1, Item 3 and Item 6 are audited among all the items disclosed.

(b) Unless with specification, all the above data is taken as at 31 December 2020.

財務訊息披露(根據AMCM026/B/2012-DSB/AMCM號文件) Financial Information Disclosure (in Accordance with AMCM026/B/2012-DSB/AMCM)

工銀(澳門)投資股份有限公司 ICBC (MACAU) CAPITAL LIMITED

1、 財務信息

依據《澳門金融體系法律制度》第75條(1)和／或第75條(3)所需提供的資訊項目。

(a) 資產負債表

1. Financial Statements

In terms of information required under Article 75(1) and/or 75(3) of the FSAM.

(a) Balance sheet

澳門元
MOP

資產	Assets	資產總額 Total Assets	備用金，折舊和減值 Provision Depreciation & Impairment	資產淨額 Net Assets
現金	Cash			
AMCM存款	Deposit with A.M.C.M.			
應收賬項	Account receivable			
在本地之其他信用機構活期存款	Demand deposits with local banks	5,563,018.53		5,563,018.53
在外地之其他信用機構活期存款	Demand deposits with correspondents			
金，銀	Gold & Silver			
其他流動資產	Other current assets	101,146.00		101,146.00
放款	Loans & advances			
在本澳信用機構拆放	Investments in local banks	17,933,488.00		17,933,488.00
在外地信用機構之通知及定期存款	Deposits at call & time with correspondents			
股票、債券及股權	Securities	125,994,541.78		125,994,541.78
承銷資金投資	Utilization of resources in trust			
債務人	Debtors	3,806,377.26		3,806,377.26
其他投資	Other investments			
財務投資	Financial investments			
不動產	Buildings			
設備	Equipment	211,724.73	208,064.00	3,660.73
遞延費用	Preliminary expenses			
開辦費用	Setting up expenses			
未完成不動產	Immovable in progress			
其他固定資產	Other fixed assets	142,825.00	126,923.50	15,901.50
內部及調整賬	Sundry accounts	1,773,046.41		1,773,046.41
總額	**Total**	155,526,167.71	334,987.50	155,191,180,21

財務訊息披露(根據AMCM026/B/2012-DSB/AMCM號文件) Financial Information Disclosure (in Accordance with AMCM026/B/2012-DSB/AMCM)

(續 Continued)

工銀(澳門)投資股份有限公司 ICBC (MACAU) CAPITAL LIMITED

澳門元
MOP

負債	Liabilities	小結 Sub-total	總額 Total
活期存款	Demand deposit		
通知存款	Deposits at call		
定期存款	Time deposit		
公共機構存款	Deposit of public sector		
本地信用機構資金	Deposits from local banks		
其他本地機構資金	Loans from local credit institutions		
外幣借款	Loans in foreign currency		
債券借款	Debts against debentures		
承銷資金債權人	Creditors of resources in trust		
應付支票及票據	Cheques & payment orders		
債權人	Creditors		5,029,052.05
各項負債	Accounts payable		
內部及調整賬	Sundry accounts		1,406,995.87
各項風險備用金	Provision		11,772.27
股本	Capital	50,000,000.00	
法定儲備	Legal reserve	18,218,400.00	
自定儲備	Statutory reserve		
其他儲備	Other reserves	(3,022,097.35)	65,196,302.65
歷年營業結果	Retained profit	71,699,691.97	
本年營業結果	Profit & loss for the year	11,847,365.40	83,547,057.37
總額	**Total**		**155,191,180.21**

財務訊息披露(根據AMCM026/B/2012-DSB/AMCM號文件) Financial Information Disclosure (in Accordance with AMCM026/B/2012-DSB/AMCM)

(續 Continued)

工銀(澳門)投資股份有限公司 ICBC (MACAU) CAPITAL LIMITED

(b) 損益表

(b) Income statement

澳門元
MOP

借方 Debit	金額 Amount	貸方 Credit	金額 Amount
負債業務成本 Costs of credit operations		資產業務收益 Income from credit operations	4,698,510.34
人事費用 Personnel costs		銀行服務收益 Income from banking services	16,754,947.81
董事及監察會開支 Board of directors & supervisors fee	51,500.01	其他銀行業務收益 Income from other banking services	
職員開支 Staff costs	4,273,866.79	證券及財務投資收益 Income from securities & equity investments	
固定職員福利 Staff benefits	1,833,258.55	其他銀行收益 Other banking income	
其他人事費用 Other personnel costs	231,600.19	非正常業務收益 Income from non-banking operations	
第三者作出之供應 Third party supply	43,355.57	營業損失 Operating loss	
第三者提供之勞務 Third party services	1,134,495.04		
其他銀行費用 Other banking costs	604,366.46		
稅項 Taxation			
非正常業務費用 Costs of non-banking operations	107.38		
折舊撥款 Depreciation allowances	6,955.49		
備用金之撥款 Provision allowances	(108,412.73)		
營業利潤 Operating profit	13,382,365.40		
總額 **Total**	21,453,458.15	**總額** **Total**	21,453,458.15

財務訊息披露(根據AMCM026/B/2012-DSB/AMCM號文件) Financial Information Disclosure (in Accordance with AMCM026/B/2012-DSB/AMCM)

(續 Continued)

工銀(澳門)投資股份有限公司 ICBC (MACAU) CAPITAL LIMITED

損益計算表 **Income statement**

澳門元
MOP

借方 **Debit**	**金額** **Amount**	**貸方** **Credit**	**金額** **Amount**
營業損失 Operating loss		營業利潤 Operating profit	13,382,365.40
歷年之損失 Loss related to previous years		歷年之利潤 Profit related to previous years	
特別損失 Exceptional losses		特別利潤 Exceptional profits	
營業利潤之稅項撥款 Profit tax provision	1,535,000.00	備用金之使用 Provisions used up	
營業結果(盈餘) Operating Result (profit)	11,847,365.40	營業結果(虧損) Operating Result (loss)	
總額 **Total**	13,382,365.40	**總額** **Total**	13,382,365.40

董事長
Chairman
徐克恩
Xu Ke En

財務訊息披露(根據AMCM026/B/2012-DSB/AMCM號文件) Financial Information Disclosure (in Accordance with AMCM026/B/2012-DSB/AMCM)

(續 Continued)

工銀(澳門)投資股份有限公司 ICBC (MACAU) CAPITAL LIMITED

(c) 管理層報告摘要

2020年度，在複雜的外部經濟環境下，工銀(澳門)投資股份有限公司繼續保持穩健發展態勢，累計實現稅後利潤1,185萬澳門元，較上年增長0.48%；截至2020年末，公司總資產已達1.55億澳門元，較上年增長7.08%。

根據中國工商銀行(澳門)股份有限公司的總體發展戰略及澳門經濟適度多元發展規劃，未來本公司將繼續依托工銀集團網絡、品牌、資金和技術優勢，在跨境投資業務聯動、政府財政儲備投資、居民財富增值等領域積極作為，努力成為一家資產效益持續提升、風險控制不斷加強的專業化投資機構，為客戶提供更穩健的投資回報，為澳門經濟適度多元及持續繁榮穩定提供更多動力。

董事會主席
徐克恩

二零二一年三月二十六日於澳門

(c) A summary of the management report

In 2020, with a complex and uncertainty external economic environment, ICBC (Macau) Capital Limited sustained a steady development and achieved after-tax profits of MOP11.85 million, with a growth of 0.48% compared to last year. The total assets increased by 7.08% to MOP155 million at the year ended 2020.

According to the strategic development Industrial and Commercial Bank of China (Macau) Limited and the planning of Macao in economic diversity, our company will take advantages of the global networks, branding, capital and technology resources of ICBC Group, with a strong proactive approach to the activities of cross-border linkages business, government investment of fiscal reserves and residents of wealth added, to become a professional investment institution with uplifting of asset efficiency and risk prevention and control, providing a robust return for customers and supporting the diversification, prosperity and stability of Macao economy.

Chairman of the Board of Directors
Xu Ke En

Macao, 26 March, 2021

財務訊息披露(根據AMCM026/B/2012-DSB/AMCM號文件) Financial Information Disclosure (in Accordance with AMCM026/B/2012-DSB/AMCM)

(續 Continued)

工銀(澳門)投資股份有限公司 ICBC (MACAU) CAPITAL LIMITED

(d) 監事會報告

工銀(澳門)投資股份有限公司董事會按章程第二十三條e項的規定及為產生該規定的效力已將有關二零二零年營業年度的經審核財務報表及董事會報告書交予本所發出意見書。

經審閱交予本所編制意見書的文件後，認為該等文件清楚反映出公司的財產狀況。

董事會的報告書以明確的方式反映出公司在審議的營業年度期間內所推動及發展的業務情況。

本所考慮外部核數師報告書，同意核數師指出，所交予作為提交賬目的文件真實而公平地反映出二零二零年十二月三十一日資產負債表的財務狀況，以及截至該日的營業年度內的財務結果。

綜合所述，本所決定同意通過該等財務報表及董事會報告書。

獨任監事
崔世昌核數師事務所
(由崔世昌先生作代表)

二零二一年三月二十六日於澳門

(d) The report from the supervisory board

In accordance with the provision of Article twenty-third, paragraph (e) and for the purpose of the said provision, the Board of Directors of ICBC (Macau) Capital Limited has submitted to our firm the audited financial statements and the report from Board of Directors regarding the 2020 financial year, for issuing the related opinion.

In our opinion, the documents submitted to our firm give a fair view of the Company's financial status.

The report of the Board of Directors clearly evidences the Company's business activities performed and carried out by the Bank in the financial year under appraisal.

In view of the external auditor's report, we concur with the opinion expressed in such report, whereas the documents supporting the said financial statements evidence the truly and accurate financial status exhibited in the balance sheet dated 31 December, 2020, as well as the financial results of the financial year ended 2020.

In view of the above said, we have decided to approve the said financial statements and the Report of the Board of Directors.

Single Supervisor
CSC & Associates, Auditors
(Represented by Mr. Chui Sai Cheong)

Macao, 26 March, 2021

財務訊息披露(根據AMCM026/B/2012-DSB/AMCM號文件) Financial Information Disclosure (in Accordance with AMCM026/B/2012-DSB/AMCM)

(續 Continued)

工銀(澳門)投資股份有限公司 ICBC (MACAU) CAPITAL LIMITED

(e) 外部審計報告總結

致工銀(澳門)投資股份有限公司的股東：
(於澳門註冊成立的一家股份有限公司)

我們按照澳門特別行政區之《核數準則》和《核數實務準則》審核了工銀(澳門)投資股份有限公司二零二零年度的財務報表，並已於二零二一年三月二十六日就該財務報表發表了無保留意見的核數師報告。

上述已審核的財務報表基於二零二零年十二月三十一日的資產負債表以及截至該日止年度的損益表、權益變動表和現金流量表組成，亦包括重大會計政策的摘要和解釋附註。

隨附由管理層編制的摘要財務報表是上述已審核財務報表和相關會計賬目及簿冊的撮要內容。我們認為，摘要財務報表的內容，在所有重要方面，與已審核財務報表和相關會計賬目及簿冊的內容一致。

為更全面了解工銀(澳門)投資股份有限公司的財務狀況和經營結果以及核數工作的範圍，隨附的摘要財務報表應與已審核的財務報表以及獨立核數師報告一併閱讀。

楊麗娟執業會計師
畢馬威會計師事務所

二零二一年三月二十六日，於澳門

(e) A summary of the external auditors' report

To all shareholders of ICBC (Macau) Capital Limited, a corporation incorporated in the Macao SAR:

We have audited the financial statements of ICBC (Macau) Capital Limited for the financial year 2020, according to the Auditing Rules ("Normas de Auditoria") and the Technical Auditing Rules ("Normas Técnicas de Auditoria") of the Macao Special Administration Region, and have issued an unqualified audit report in respect to such financial statement on 26 March, 2021.

The above mentioned audited financial statement is made up of a balance sheet, a statement of income, a statement of changes in equity and a cash flow statement as of 31 December, 2020, including as well as a summary of significant accounting policies and explanatory notes.

The attached abstract financial statement, dully authorized by the management, is a summary of the above mentioned audited financial statements, the related accounts and accounting books. We believe that the contents of such abstract financial statement are consistent with the audited financial statements, the related accounts and accounting books in every significant aspect.

For a more comprehensive understanding of the financial status and the business result and the range of audit works of ICBC (Macau) Capital Limited, the attached abstract financial statement should be read along with the audited financial statements and the independent auditor's report.

Ieong Lai Kun, CPA
KPMG
Certified Public Accountants

Macao, 26 March, 2021

財務訊息披露(根據AMCM026/B/2012-DSB/AMCM號文件) Financial Information Disclosure (in Accordance with AMCM026/B/2012-DSB/AMCM)
(續 Continued)

工銀(澳門)投資股份有限公司 ICBC (MACAU) CAPITAL LIMITED

(f) 持股5%以上的機構名單

無

(g) 合資格的股東名單

中國工商銀行(澳門)股份有限公司

(h) 公司董事會成員名單

董事會
徐克恩先生，董事長
禤永明先生，董事
鄧萬鴻先生，董事
黃獻軍先生，董事
(於2020年7月16日委任)
林孜女士，董事
(於2020年7月16日辭任)

股東會主席團
姜壹盛先生，主席
禤駿遠先生，副主席
吳志剛先生，秘書

獨任監事
崔世昌核數師事務所
(由崔世昌先生作代表)

公司秘書
吳志剛先生，秘書

(f) List of institutions in which they have holdings over 5% of share capital, etc.

None

(g) List of the shareholders with qualifying holdings

Industrial and Commercial Bank of China (Macau) Limited

(h) Name of the members of the company boards

Board of Directors
Mr. Xu Ke En, Chairman,
Mr. Huen Wing Ming, Patrick, Director
Mr. Deng Wan Hong, Director
Mr. Huang Xian Jun, Director
(appointed on 16 July 2020)
Ms. Lin Zi, Director,
(resigned on 16 July 2020)

Board of the General Meeting
Mr. Jiang Yi Sheng, Chairman
Mr. Huen Chung Yuen, Ian, Vice-Chairman
Mr. Wu Zhi Gang, Secretary

Single Supervisor
CSC & Associates, Auditors
(Represented by Mr. Chui Sai Cheong)

Company Secretary
Mr. Wu Zhi Gang, Secretary

2. 公司治理

於報告期內董事會並無設立委員會。

2. Corporate governance

No committee was formed by the Board of Directors during the year.

財務訊息披露(根據AMCM026/B/2012-DSB/AMCM號文件) Financial Information Disclosure (in Accordance with AMCM026/B/2012-DSB/AMCM)
(續 Continued)

工銀(澳門)投資股份有限公司 ICBC (MACAU) CAPITAL LIMITED

3. 現金流量表 / 3. Cash flow statement

截至二零二零年十二月三十一日止年度 / ***For the Year ended 31 December 2020***

		2020 **澳門元** **MOP**	2019 澳門元 MOP
經營活動產生的現金流	Cash flows from operating activities		
稅前利潤	Profit before tax	**13,382,365**	13,235,324
調整:	Adjustments for:		
利息收入	Interest income	**(4,698,510)**	(3,614,826)
折舊	Depreciation	**6,956**	11,661
持至到期投資之折讓或溢價之攤銷	Amortisation of discount and premium of held-to-maturity investments	**133,166**	323,192
可供出售類投資之折讓或溢價之攤銷	Amortisation of discount and premium of available-for-sale investments	**669,280**	186,750
可供出售類投資收益／(損失)淨值	Net gain/(loss) from disposal of Available-for-sale investments	**—**	(1,552,400)
金融工具減值(回撥)／損失	(Reversal of)/charge for impairment loss on financial instruments	**(108,413)**	144,333
		9,384,844	8,734,034
應收款項及其他資產增加	Increase in receivables and other assets	**(70,551)**	(1,712,858)
應收直接控股公司款項減少	Decrease in amount due from the immediate holding company	**—**	53,022,968
應收同級附屬公司款項(增加)／減少	(Increase)/Decrease in amount due from a fellow subsidiary	**(563,729)**	3,785,123
應付款及其他負債增加	Increase in payables and other liabilities	**917,310**	633,298
欠直接控股公司款項增加／(減少)	Increase/(Decrease) in amount due to immediate holding company	**267,920**	(129,990)
經營活動產生的現金流	**Cash generated from operations**	**9,935,794**	64,332,575
已收利息	Interest received	**4,698,510**	4,711,690
繳付所得稅	Income taxes paid	**(1,234,936)**	(1,204,742)
經營活動產生的淨現金流	**Net cash flows generated from operating activities**	**13,399,368**	67,839,523

財務訊息披露(根據AMCM026/B/2012-DSB/AMCM號文件) Financial Information Disclosure (in Accordance with AMCM026/B/2012-DSB/AMCM)

(續 Continued)

工銀(澳門)投資股份有限公司 ICBC (MACAU) CAPITAL LIMITED

		2020 **澳門元** **MOP**	2019 澳門元 MOP
投資活動產生的現金流	**Cash flows from investing activities**		
持至到期日投資之贖回收益所得款項	Proceeds from redemption of held-to-maturity investments	**23,960,700**	—
購買固定資產	Purchase of fixed assets	**(18,112)**	(4,596)
可供出售類投資之處置收益	Proceed from disposal of available-for-sale investments	—	43,523,018
購買可供出售類投資	Purchase of available-for-sale investments	**(8,006,849)**	(119,089,909)
購買持至到期日投資	Purchase of held-to-maturity investments	**(24,646,986)**	—
初始期限超過三個月定期存款減少	Decrease in time deposits with original maturity of more than three months	—	22,892,443
投資活動使用的淨現金流	**Net cash flows used in investing activities**	**(8,711,247)**	(52,679,044)
現金和現金等價物的淨增長	**Net increase in cash and cash equivalents**	**4,688,121**	15,160,479
期初現金及現金等價物	**Cash and cash equivalents at 1 January**	**18,808,386**	3,647,907
期末現金及現金等價物	**Cash and cash equivalents at 31 December**	**23,496,507**	18,808,386
現金及現金等價物結餘分析	**Analysis of balances of cash and cash equivalents**		
現金及銀行存款	Cash and balances with banks	**23,496,418**	18,808,381
資產負債表內的金額	Amounts shown in the balance sheet	**23,496,418**	18,808,381
原到期日為三個月以上的金額	Amounts with an original maturity of beyond three months	—	—
現金及現金等價物部份減值準備	Impairment allowance provided for components of cash and cash equivalents	**89**	5
現金流量表中的現金及現金等價物	**Cash and cash equivalents in the cash flow statement**	**23,496,507**	18,808,386

財務訊息披露(根據AMCM026/B/2012-DSB/AMCM號文件) Financial Information Disclosure (in Accordance with AMCM026/B/2012-DSB/AMCM)
(續 Continued)

工銀(澳門)投資股份有限公司 ICBC (MACAU) CAPITAL LIMITED

4. 衍生工具交易以外的表外資產

本年度未發生此類交易。

4. Off-balance sheet exposures other than derivatives transactions

There was no off-balance sheet exposure during the year.

5. 衍生工具交易

本年度未發生此類交易。

5. Derivatives transactions

There was no derivatives transaction during the year.

6. 會計政策

6.1 財務報表的編制基礎

合規聲明

本財務報表按照澳門法令第32/93/M號金融體系法律制度以及澳門特別行政區第25/2005號行政法規所頒佈的《澳門財務報告準則》編製。

2020年3月27日，澳門特別行政區經濟財政司司長批示核准第44/2020號行政法規《財務報告準則》(下稱新《財務報告準則》)。新《財務報告準則》取代了第25/2005號行政法規原《財務報告準則》。新財務報告準則採用國際會計準則委員會於2015年1月1日發佈的國際會計準則，包括自2015年起生效的準則修訂，涵蓋財務報告概念框架，15項財務報告準則，26項會計準則和21項解釋。

6. Accounting policies

6.1 Basis of preparation

Statement of compliance

The financial statements have been prepared in accordance with the requirements as set out in Decree-Law No. 32/93/M and the Financial Reporting Standards approved by the Administrative Regulation No. 25/2005 (“FRSs”) issued by the Macao Special Administrative Region (“Macao SAR”) on 9 December 2005.

On 27 March 2020, the Secretary of Economy and Finance of the Macao SAR issued the Dispatch No. 44/2020, which promulgated a new set of financial reporting standards (“new FRSs”). The new FRSs replaced the suite of FRSs previously promulgated in the Administrative Regulation No. 25/2005 (“FRSs”). The new FRSs adopt the International Accounting Standards Board’s authoritative pronouncements as issued at 1 January 2015, including amendments to standards that have an effective date after 1 January 2015, which are comprised of the Conceptual Framework for Financial Reporting, 15 financial reporting standards, 26 accounting standards and 21 interpretations.

財務訊息披露(根據AMCM026/B/2012-DSB/AMCM號文件) Financial Information Disclosure (in Accordance with AMCM026/B/2012-DSB/AMCM)
(續 Continued)

工銀(澳門)投資股份有限公司 ICBC (MACAU) CAPITAL LIMITED

根據過渡規定，新財務報告準則自2022年1月1日強制生效。本次財務報表未採用新財務報告準則。

In accordance with the transitional provisions, the new FRSs will be mandatory for the Company's financial statements for annual reporting periods beginning on or after 1 January 2022. These new FRSs have not been adopted in these financial statements.

除可供出售類投資以公允價值計量外，本財務報表均以歷史成本計價。

These financial statements have been prepared under the historical cost basis, except for the available-for-sale investments which can be measured at fair value.

當期和以前期間發生的會計政策變更請參見附註6.2。

Note 6.2 provides information on any changes in accounting policies resulting from initial application for the current and prior accounting periods reflected in these financial statements.

除特別註明外，本財務報表所有數值均以四捨五入到元為單位列示。

These financial statements are presented in Macau patacas ("MOP") and all values are rounded to the nearest dollar except when otherwise indicated.

6.2 會計政策和披露變更

6.2 Changes in accounting policy and disclosures

本年度本公司採用《澳門財務報告準則》的會計政策無變化。

During the year, the Company did not have any changes in accounting policies under MFRSs.

財務訊息披露(根據AMCM026/B/2012-DSB/AMCM號文件) Financial Information Disclosure (in Accordance with AMCM026/B/2012-DSB/AMCM)
(續 Continued)

工銀(澳門)投資股份有限公司 ICBC (MACAU) CAPITAL LIMITED

6.3 重大會計政策

(a) 關聯方

(1) 該方是個人或與該個人關係密切的家庭成員，如果該個人：

(i) 對本公司實施控制或共同控制；

(ii) 於本公司有重大影響；或

(iii) 是本公司或公司母公司的關鍵管理層成員。

(2) 該方是滿足如下條件的主體：

(i) 該主體與本公司是同一集團的成員(即每家母公司、附屬子公司及同系附屬公司間相互關聯)；

(ii) 一方是另一方的聯營或合營公司(或是另一方的母公司、子公司或同系附屬子公司的聯營或合營公司)；

(iii) 該主體和本集團是相同第三方的合營公司；

(iv) 一方是第三方的合營公司並且另一方是該第三方的聯營公司；

6.3 Summary of significant accounting policies

(a) Related parties

(1) A person, or a close member of that person's family, is related to the Company if that person:

(i) has control or joint control over the Company;

(ii) has significant influence over the Company; or

(iii) is a member of the key management personnel of the Company or the Company's parent.

(2) An entity is related to the Company if any of the following conditions applies:

(i) The entity and the Company are members of the same group (which means that each parent, subsidiary and fellow subsidiary is related to the others);

(ii) One entity is an associate or joint venture of the other entity (or an associate or joint venture of a member of a group of which the other entity is a member);

(iii) Both entities are joint ventures of the same third party;

(iv) One entity is a joint venture of a third entity and the other entity is an associate of the third entity;

財務訊息披露(根據AMCM026/B/2012-DSB/AMCM號文件) Financial Information Disclosure (in Accordance with AMCM026/B/2012-DSB/AMCM)
(續 Continued)

工銀(澳門)投資股份有限公司 ICBC (MACAU) CAPITAL LIMITED

(v) 該實體為本公司或與本公司有關聯之實體設定退休僱員之福利計劃；

(vi) 該實體受在(1)項中所認定的自然人所控制或共同控制；

(vii) (1)(i)項所述的個人對該主體能夠實施重大影響或(1)(i)項所述的個人是該主體(或其母公司)的關鍵管理層成員；

(viii) 該主體或其所在集團的成員為本公司或本公司的母公司提供關鍵管理層成員服務。

關係密切的家庭成員指在處理與實體交易時可影響該自然人或受該自然人影響的家庭成員。

(v) The entity is a post-employment benefit plan for the benefit of employees of either the Company or an entity related to the Company;

(vi) The entity is controlled or jointly controlled by a person identified in (1);

(vii) A person identified in (1)(i) has significant influence over the entity or is a member of the key management personnel of the entity (or of a parent of the entity);

(viii) The entity, or any member of a group of which it is a part, provides key management personnel services to the Company or to the Company's parent.

Close members of the family of a person are those family members who may be expected to influence, or be influenced by, that person in their dealings with the entity.

財務訊息披露(根據AMCM026/B/2012-DSB/AMCM號文件) Financial Information Disclosure (in Accordance with AMCM026/B/2012-DSB/AMCM)
(續 Continued)

工銀(澳門)投資股份有限公司 ICBC (MACAU) CAPITAL LIMITED

(b) 固定資產以及折舊

固定資產按成本扣減累積折舊和減值準備後的餘額列示。固定資產的成本包括購買價款以及一切為使該固定資產達到預定可使用狀態和場所前而產生的直接支出。

固定資產投入使用後產生的支出，如修理與維護費，一般計入當期損益，重大檢修支出會資本化計入固定資產成本，同時將被替換部分的賬面價值扣除。需定期替換重要部分的固定資產，本公司會將該部分確認為有特定可使用年限獨立資產進行計提折舊。

固定資產在預計可使用年限內將扣除殘值後的原值按直線法計提折舊，各類物業和設備的預計使用年限列示如下：

— 辦公設備	4至10年
— 傢具及裝置	5至10年

(b) Property, plant and equipment and depreciation

Property, plant and equipment are stated at cost less accumulated depreciation and any impairment losses. The cost of an item of property, plant and equipment comprises its purchase price and any directly attributable costs of bringing the asset to its working condition and location for its intended use.

Expenditure incurred after items of property, plant and equipment have been put into operation, such as repairs and maintenance, is normally charged to the income statement in the period in which it is incurred. In situations where the recognition criteria are satisfied, the expenditure for a major inspection is capitalised in the carrying amount of the asset as a replacement. Where significant parts of property, plant and equipment are required to be replaced at intervals, the Company recognises such parts as individual assets with specific useful lives and depreciates them accordingly.

Depreciation is calculated on a straight-line basis to write off the cost of each item of property, plant and equipment and depreciation to its residual value over its estimated useful life. The principal annual rates used for this purpose are as follows:

— Office equipment	4 to 10 years
— Furniture and fixtures	5 to 10 years

財務訊息披露(根據AMCM026/B/2012-DSB/AMCM號文件) Financial Information Disclosure (in Accordance with AMCM026/B/2012-DSB/AMCM)
(續 Continued)

工銀(澳門)投資股份有限公司 ICBC (MACAU) CAPITAL LIMITED

如果組成某項固定資產的主要部分有不同的使用年限，其成本以合理的基礎在不同組成部分中分攤，每一組成部分分別計提折舊。殘值、可使用年期及折舊方法將於每一財政年度檢討並在有需要時作適當調整。

Where parts of an item of property, plant and equipment have different useful lives, the cost of that item is allocated on a reasonable basis among the parts and each part is depreciated separately. Residual values, useful lives and the depreciation method are reviewed, and adjusted if appropriate, at least at each financial year end.

當一項固定資產被處置、或其繼續使用或處置預計不會對本公司產生未來經濟利益，則對該固定資產進行終止確認。對於資產終止確認所產生的損益(處置淨收入與賬面值之差額)計入終止確認當期的利潤表中。

An item of property, plant and equipment including any significant part initially recognised is derecognised upon disposal or when no future economic benefits are expected from its use or disposal. Any gain or loss on disposal or retirement recognised in the income statement in the year the asset is derecognised is the difference between the net sales proceeds and the carrying amount of the relevant asset.

(c) 非金融資產減值

如出現資產減值跡象，或資產有進行減值測試需要的，本公司將估計其可收回價值。可收回金額根據資產的公允價值減去處置費用後的淨額與資產的使用價值兩者之間較高者確定。本公司以單項資產為基礎估計其可收回金額；難以對單項資產的可收回金額進行估計的，以該資產所屬的資產組為基礎確定資產組的可收回金額。

(c) Impairment of non-financial assets

Where an indication of impairment exists, or when annual impairment testing for an asset is required, the asset's recoverable amount is estimated. An asset's recoverable amount is the higher of the asset's or cash-generating unit's value in use and its fair value less costs to sell, and is determined for an individual asset, unless the asset does not generate cash inflows that are largely independent of those from other assets or group of assets, in which case the recoverable amount is determined for the cash-generating unit to which the asset belongs.

財務訊息披露(根據AMCM026/B/2012-DSB/AMCM號文件) Financial Information Disclosure (in Accordance with AMCM026/B/2012-DSB/AMCM)

(續 Continued)

工銀(澳門)投資股份有限公司 ICBC (MACAU) CAPITAL LIMITED

當某項資產之賬面金額超過其可回收金額時，須對減值虧損予以確認。評估資產使用價值時是將預測的未來現金流量以稅前折現率折算為現值，該折現率應反映當時市場對金錢之時間價值之評估及該項資產之特有風險。減值虧損於所產生期間之損益表中扣除，該費用分類與可減值資產一致。

An impairment loss is recognized only if the carrying amount of an asset exceeds its recoverable amount. In assessing value in use, the estimated future cash flows are discounted to their present value using a pre-tax discount rate that reflects current market assessments of the time value of money and the risks specific to the asset. An impairment loss is charged to the income statement in the period in which it arises in those expense categories consistent with the function of the impaired asset.

在每一個報告期末進行重新評估，以判斷減值跡象是否消失或已減少。如有此跡象，將對可轉回金額做出估計。如前期已確認之資產減值虧損出現上述情況可作回轉，但轉回之金額不得超過該項資產減值確認以前的扣除折舊和攤銷後的賬面金。該減值損失的轉回金額計入當期損益。

An assessment is made at the end of each reporting period as to whether there is any indication that previously recognised impairment losses may no longer exist or may have decreased. If such an indication exists, the recoverable amount is estimated. A previously recognised impairment loss of an asset is reversed only if there has been a change in the estimates used to determine the recoverable amount of that asset, but not to an amount higher than the carrying amount that would have been determined (net of any depreciation/amortisation) had no impairment loss been recognised for the asset in prior years. A reversal of such an impairment loss is credited to the income statement in the period in which it arises.

財務訊息披露(根據AMCM026/B/2012-DSB/AMCM號文件) Financial Information Disclosure (in Accordance with AMCM026/B/2012-DSB/AMCM)
(續 Continued)

工銀(澳門)投資股份有限公司 ICBC (MACAU) CAPITAL LIMITED

(d) 投資及其他金融資產

(i) 初始確認及計量

金融資產於初始確認時分為以公允價值計量且其變動計入損益之金融資產、貸款及應收賬項、持有至到期日投資及可供出售類投資(按適用情況而定)。金融資產於初始期按公允價值計量。對於以公允價值計量且其變動計入損益之金融資產，相關交易費用直接計入當期損益，其他類別的金融資產相關直接交易費用計入其初始確認金額。

所有以正常方式買賣之金融資產均於交易日(即本公司承諾購買或出售該資產之當日)確認。正常方式買賣指按照市場規定或慣例在期間內交付資產的金融資產買賣。

(d) Investments and other financial assets

(i) Initial recognition and measurement

Financial assets are classified as financial assets at fair value through profit or loss, loans and receivables, held-to-maturity investments, and available-for-sale investments, as appropriate. The Company determines the classification of its financial assets at initial recognition. Financial assets are measured initially at fair value, which normally will be equal to the transaction price plus, in case of a financial asset not held at fair value through profit or loss, transaction costs that are directly attributable to the acquisition of the financial asset. Transaction costs on financial assets at fair value through profit or loss are expensed immediately.

All regular way purchases and sales of financial assets are recognised on the trade date, that is, the date that the Company commits to purchase or sell the asset. Regular way purchases or sales are purchases or sales of financial assets that require delivery of assets within the period generally established by regulation or convention in the marketplace.

財務訊息披露(根據AMCM026/B/2012-DSB/AMCM號文件) Financial Information Disclosure (in Accordance with AMCM026/B/2012-DSB/AMCM)

(續 Continued)

工銀(澳門)投資股份有限公司 ICBC (MACAU) CAPITAL LIMITED

(ii) 後續計量

金融資產按分類進行後續計量：

貸款及應收賬項

貸款及應收賬項為具有固定或可確定的現金流，但在活躍市場中並無報價之非衍生金融資產。於初始確認後，該資產按攤餘成本減去減值損失後列示。獲得此類資產所產生的任何折價或溢價(包括構成實際利率主要部分之費用或成本)以實際利率法在存續期內通過損益表進行攤銷。按實際利率計算的攤銷金額作為利息收入計入損益表中。減值所產生之虧損於損益表中確認。

可供出售類投資

可供出售類投資是上市或非上市的權益類投資以及債券等非衍生金融資產。可供出售類投資是指交易類投資或指定為以公允價值計量且其變動計入損益類投資以外的其他權益類投資。可供出售類投資對資產持有期限不確定，並可能視乎流動資金需要或因應市場情況變動而出售。

(ii) Subsequent measurement

The subsequent measurement of financial assets depends on their classification as follows:

Loans and receivables

Loans and receivables are non-derivative financial assets with fixed or determinable payments that are not quoted in an active market. After initial measurement, such assets are subsequently measured at amortised cost using the effective interest rate method less any allowance for impairment. Amortised cost is calculated by taking into account any discount or premium on acquisition and includes fees or costs that are an integral part of the effective interest rate. The effective interest rate amortisation is included in operating income in the income statement. The loss arising from impairment is recognised in the income statement.

Available-for-sale investments

Available-for-sale investments are non-derivative financial assets in listed and unlisted equity investments and debt securities. Equity investments classified as available-for-sale are those which are neither classified as held for trading nor designated at fair value through profit or loss. Debt securities in this category are those which are intended to be held for an indefinite period of time and which may be sold in response to needs for liquidity or in response to changes in market conditions.

財務訊息披露(根據AMCM026/B/2012-DSB/AMCM號文件) Financial Information Disclosure (in Accordance with AMCM026/B/2012-DSB/AMCM)

(續 Continued)

工銀(澳門)投資股份有限公司 ICBC (MACAU) CAPITAL LIMITED

在初始確認後，可供出售類金融資產按公允價值進行後續計量，公允價值變動將計入可供出售類投資重估儲備。終止確認或減值時，其累計收益或虧損會從重估儲備中重新分類為損益。可供出售類投資的利息及股利按照附註6.3(m)中所載之會計政策於損益表中確認。	After initial recognition, available-for-sale investments are subsequently measured at fair value, with unrealised gains or losses recognised in the available-for-sale investment revaluation reserve until the investment is derecognised, at which time the cumulative gain or loss is recognised in the income statement in other income, or until the investment is determined to be impaired, when the cumulative gain or loss is reclassified from the available-for-sale investment revaluation reserve to the income statement in other expenses. Interest and dividends earned whilst holding the available-for-sale investments are reported as interest income and dividend income, respectively and are recognised in the income statement as other income in accordance with the accounting policies set out in note 6.3(m)
如非上市權益類投資的公允價值因(a)該投資在合理評估其公允價值時存有較大的可變性因素或(b)可能存在各種估計均未能合理評估導致公允價值不能被可靠計量，則該證券按成本值扣除減值虧損入賬。	When the fair value of unlisted equity investments cannot be reliably measured because (a) the variability in the range of reasonable fair value estimates is significant for that investment or (b) the probabilities of the various estimates within the range cannot be reasonably assessed and used in estimating fair value, such investments are stated at cost less any impairment losses.

財務訊息披露(根據AMCM026/B/2012-DSB/AMCM號文件) Financial Information Disclosure (in Accordance with AMCM026/B/2012-DSB/AMCM)
(續 Continued)

工銀(澳門)投資股份有限公司 ICBC (MACAU) CAPITAL LIMITED

持至到期日投資

有關付款為固定或可予確定及有固定到期日之非衍生金融資產，如本公司有積極意願及有能力持至到期日，則歸類為持有至到期日投資。持有至到期日投資按攤餘成本減去減值損失後列示。購買此類投資所產生的任何折價或溢價(包括構成實際利率主要部分之費用或成本)以實際利率法在購入日至到期日期間在損益表內攤銷。按實際利率計算的攤銷金額作為利息收入於記入損益表中。減值所產生之虧損於損益表中確認。

Held-to-maturity investments

Non-derivative financial assets with fixed or determinable payments and fixed maturity are classified as held-to-maturity when the Company has the positive intention and ability to hold the financial assets to maturity. Held-to-maturity investments are subsequently measured at amortised cost using the effective interest rate method less any allowance for impairment. Amortised cost is calculated by taking into account any discount or premium on acquisition and includes fees or costs that are an integral part of the effective interest rate. The effective interest rate amortisation is included in operating income and in the income statement. The loss arising from impairment is recognised in the income statement.

(e) 終止確認金融資產

一項金融資產(或一項金融資產之一部分或一組類似金融資產之一部分，如適用)在下列情況下將被終止確認：

— 資產收取現金流量之權利屆滿；或

(e) Derecognition of financial assets

A financial asset (or, where applicable, a part of a financial asset or part of a group of similar financial assets) is derecognised when:

— the rights to receive cash flows from the asset have expired; or

財務訊息披露(根據AMCM026/B/2012-DSB/AMCM號文件) Financial Information Disclosure (in Accordance with AMCM026/B/2012-DSB/AMCM)

(續 Continued)

工銀(澳門)投資股份有限公司 ICBC (MACAU) CAPITAL LIMITED

— 本公司已轉讓資產收取現金流量之權利或有責任根據「轉移」安排在不可延誤情況下向協力第三方廠商全數支付已收取之現金流量；即(a)本公司已轉讓資產之絕大部分風險及報酬，或(b)本公司無轉讓也無保留資產之絕大部分風險及報酬，但已轉讓該資產控制權。

— the Company has transferred its rights to receive cash flows from the asset or has assumed an obligation to pay the received cash flows in full without material delay to a third party under a "pass-through" arrangement; and either (a) the Company has transferred substantially all the risks and rewards of the asset, or (b) the Company has neither transferred nor retained substantially all the risks and rewards of the asset, but has transferred control of the asset.

當本公司已轉讓資產收取現金流量的權利或已訂立資產轉移安排，但並無轉讓亦無保留資產之絕大部分風險及報酬，亦無轉讓資產之控制權，則該項金融資產按本公司持續參與的部分為限予以確認。在該情況下，本公司亦確認相關負債。已轉讓的資產權利及相關負債按其反映本公司所保留權利及責任來計量。

When the Company has transferred its rights to receive cash flows from an asset or has entered into a pass-through arrangement, it evaluates if and to what extent it has retained the risk and rewards of ownership of the asset. When it has neither transferred nor retained substantially all the risks and rewards of the asset nor transferred control of the asset, the asset is recognised to the extent of the Company's continuing involvement in the asset. In that case, the Company also recognises an associated liability. The transferred asset and the associated liability are measured on a basis that reflects the rights and obligations that the Company has retained.

如以擔保的方式持續持有已轉讓的資產，則按該資產之原賬面金額或本公司可能須支付的最高金額較低者計量。

Continuing involvement that takes the form of a guarantee over the transferred asset is measured at the lower of the original carrying amount of the asset and the maximum amount of consideration that the Company could be required to repay.

財務訊息披露(根據AMCM026/B/2012-DSB/AMCM號文件) Financial Information Disclosure (in Accordance with AMCM026/B/2012-DSB/AMCM)
(續 Continued)

工銀(澳門)投資股份有限公司 ICBC (MACAU) CAPITAL LIMITED

(f) 金融資產減值

本公司就以下金融工具採用預期信用損失模型確認減值準備：

— 存放於直接控股母公司的結餘；

— 可供出售類債券投資；

— 應收帳項及其他資產；

— 應收直接控股母公司的款項；

— 應收同系附屬公司款項；和

— 持有至到期日投資。

可供出售類投資不適用預期信用損失模型。

預期信用損失計量

預期信用損失，是指以發生違約的風險為權重的金融工具信用損失的加權平均值。預期信用損失的計算公式：

違約風險暴露 x 違約概率 x 違約損失率

(f) Impairment of financial assets

The Company recognises impairment allowances for ECL on the following financial instruments:

— Bank balances with immediate holding company;

— Debt securities classified as available-for-sale investments;

— Receivables and other assets;

— Amount due from immediate holding company;

— Amount due from a fellow subsidiary; and

— Held-to-maturity investments.

Equity instruments classified as available-for-sale investments are not subject to the ECL assessment.

Measurement of ECL

ECL are a probability-weighted estimate of credit losses under different economic scenarios. They are measured as:

Exposure at Default x Probability of Default x Loss Given Default

財務訊息披露(根據AMCM026/B/2012-DSB/AMCM號文件) Financial Information Disclosure (in Accordance with AMCM026/B/2012-DSB/AMCM)

(續 Continued)

工銀(澳門)投資股份有限公司 ICBC (MACAU) CAPITAL LIMITED

本公司採用以下三階段劃分方法計量未來12個月或整個存續期間預期信用損失的減值準備：

The Company measures impairment allowances for 12-month or lifetime ECL using a 3-stage approach as follows:

階段 Stage	描述 Description	減值損失 Impairment Loss
1	金融工具信用風險自初始確認未無顯著增加 Credit risk on the financial instrument has not increased significantly since initial recognition	12 個月的預期信用損失 12-month ECL
2	金融工具信用風險自初始確認後顯著增加 Credit risk on the financial instrument has increased significantly since initial recognition	整個存續期預期信用損失 Lifetime ECL
3	存在信用損失的金融工具 Financial instrument that is considered as credit impaired	整個存續期預期信用損失 Lifetime ECL

12 個月預期信用損失是在報告日後12 個月內金融工具可能發生的違約事件導致的整個存續期信用損失的一部分。整個存續期預期信用損失是指金融工具整個預期存續期間所有可能發生的違約事件導致的預期信用損失。

12-month ECL are the portion of ECL that result from default events on a financial instrument that are possible within the 12 months after the reporting date. Lifetime ECL are the ECL that result from all possible default events over the expected life of the financial instrument.

本公司確認計提12個月的預期信用損失作為減值準備，除非金融工具自初始確認後信用風險出現顯著增加，在這種情況下，需要計提整個存續期的預期信用損失。

The Company recognises a loss allowance equal to 12-month ECL unless there has been a significant increase in credit risk of the financial instrument since initial recognition, in which case the loss allowance is measured at an amount equal to lifetime ECL.

考慮調整後到期日和實際利率的折現因子，用於在預期信用損失模型中計算貨幣的時間價值。

A discount factor considering the adjusted maturity and effective interest rate is used to account for the time value of money in the ECL model.

財務訊息披露(根據AMCM026/B/2012-DSB/AMCM號文件) Financial Information Disclosure (in Accordance with AMCM026/B/2012-DSB/AMCM)

(續 Continued)

工銀(澳門)投資股份有限公司 ICBC (MACAU) CAPITAL LIMITED

重大信用惡化標準(「SCDC」)

在評估自初始確認後金融工具的信用風險是否顯著增加時，本公司將報告日評估的金融工具違約風險與初始確認日評估的違約風險進行比較。本公司在信用惡化評估流程中考慮以下標準，並對此劃分了第1階段和第2階段。

— 內部或外部評級變化差異分析；和

— 逾期30天(「DPD」)；

金融工具違約達到相關標準(第3階段標準)將被歸類為第3階段，其中包括以下內容：

— 在外部評級中觀察到的違約評級

— 逾期90天

本公司考慮合理且可支持的定量和定性信息，包括無需付出不當成本或努力即可獲取的歷史經驗信息和前瞻性信息。

根據金融工具的性質，在評估信用風險是否顯著增加時，應考慮單項金融工具或金融工具組合。當對金融工具組合進行評估時，金融工具根據共同信用風險特徵進行分類，例如逾期狀態和信用風險評級。

Significant credit deterioration criteria ("SCDC")

In assessing whether the credit risk of a financial instrument has increased significantly since initial recognition, the Company compares the risk of default occurring on the financial instrument assessed at the reporting date with that assessed at the date of initial recognition. The Company considers the following criteria in its credit deterioration assessment processes, which differentiate an account between stage 1 and stage 2.

— Notch difference analysis of internal or external rating change; and

— Days past due ("DPD") of 30 days.

Financial instruments with default criteria (stage 3 criteria) will be classified as stage 3 that includes the followings:

— Default ratings observed in external ratings; and

— DPD of 90 days.

The Company considers both quantitative and qualitative information that is reasonable and supportable, including historical experience and forward-looking information that is available without undue cost or effort.

Depending on the nature of the financial instruments, the assessment of a significant increase in credit risk is performed on either an individual basis or a collective basis. When the assessment is performed on a collective basis, the financial instruments are grouped based on shared credit risk characteristics, such as past due status and credit risk ratings.

財務訊息披露(根據AMCM026/B/2012-DSB/AMCM號文件) Financial Information Disclosure (in Accordance with AMCM026/B/2012-DSB/AMCM)
(續 Continued)

工銀(澳門)投資股份有限公司 ICBC (MACAU) CAPITAL LIMITED

為反應金融工具的信用風險自初始確認後的變化，本公司在每個資產負債表日重新計量預期信用損失，由此形成的損失準備的增加或轉回金額，應當作為減值損失或利得計入當期損益。

ECL are re-measured at each reporting date to reflect changes in the financial instrument's credit risk since initial recognition. Any change in the ECL amount is recognised as an impairment gain or loss in profit or loss. The Company recognises an impairment gain or loss for all financial instruments with a corresponding adjustment to their carrying amount through a loss allowance account.

在資產負債表中列示預期信用損失的減值準備金

金融資產的損失準備抵減該金融資產在資產負債表中列示的賬面價值。

Presentation of allowance for ECL in the Company's balance sheet

Loss allowances for ECL are presented in the balance sheet as a deduction from the gross carrying amount.

(g) 金融負債

(i) 初始確認及計量

金融負債分類為以公允價值計量且其變動計入損益之金融負債和其他金融負債，視適用情況而定。本公司於初始確認時釐定金融負債之分類。

金融負債於初始確認時以公允價值確認，而就其他金融負債而言，須扣除直接產生的應佔交易成本計算。

本公司金融負債包括應付賬項和其他負債、應付直接控股母公司款項及應付同系附屬公司款項。

(g) Financial liabilities

(i) Initial recognition and measurement

Financial liabilities are classified as financial liabilities at fair value through profit or loss and other financial liabilities, as appropriate. The Company determines the classification of its financial liabilities at initial recognition.

All financial liabilities are recognised initially at fair value and, in the case of other financial liabilities, net of directly attributable transaction costs.

The Company's financial liabilities include payables and other liabilities, amount due to immediate holding company and amount due to a fellow subsidiary.

財務訊息披露(根據AMCM026/B/2012-DSB/AMCM號文件) Financial Information Disclosure (in Accordance with AMCM026/B/2012-DSB/AMCM)
(續 Continued)

工銀(澳門)投資股份有限公司 ICBC (MACAU) CAPITAL LIMITED

(ii) 後續計量

各類金融負債後續計量：

其他金融負債

於初始確認後，其他金融負債按實際利率法計算攤餘成本作後續計量，若折現值並無重大影響，則按成本入賬。盈虧於終止確認負債時於損益表確認。

攤餘成本計量須考慮取得時之折價或溢價，以及構成實際利率組成部分之費用或成本。按實際利率攤銷額計入損益表之營業費用。

(h) 終止確認金融負債

當負債之責任被解除、取消或屆滿，則終止確認金融負債。

如現有金融負債被來自同一貸款人以具有不同條款的其他金融負債取代，或現有負債之條款被作出實質性的修訂，則該項交換或修訂被當作終止確認原負債及確認新負債處理，賬面金額之差額於損益表確認。

(ii) Subsequent measurement

The subsequent measurement of financial liabilities depends on their classification as follows:

Other financial liabilities

After initial recognition, other financial liabilities are subsequently measured at amortised cost, using the effective interest rate method unless the effect of discounting would be immaterial, in which case they are stated at cost. Gains and losses are recognised in the income statement when the liabilities are derecognised.

Amortised cost is calculated by taking into account any discount or premium on acquisition and include fees or costs that are an integral part of the effective interest rate. The effective interest rate amortisation is included in operating expenses in the income statement.

(h) Derecognition of financial liabilities

A financial liability is derecognised when the obligation under the liability is discharged, cancelled, or expires.

When an existing financial liability is replaced by another from the same lender on substantially different terms, or the terms of an existing liability are substantially modified, such an exchange or modification is treated as a derecognition of the original liability and a recognition of a new liability, and the difference between the respective carrying amounts is recognised in the income statement.

財務訊息披露(根據AMCM026/B/2012-DSB/AMCM號文件) Financial Information Disclosure (in Accordance with AMCM026/B/2012-DSB/AMCM)
(續 Continued)

工銀(澳門)投資股份有限公司 ICBC (MACAU) CAPITAL LIMITED

(i) 金融工具之公允值

於活躍市場交易之金融工具之公允價值乃參考市場報價或交易商報價，且不會扣減任何交易成本。就並無活躍市場之金融工具而言，公允價值以適當估值方法釐定。此等方法包括以近期按公平原則進行之市場交易、以大致相同之另一工具之現行市值作參考、折現現金流量分析及其他估值模型。

(i) Fair value of financial instruments

The fair value of financial instruments that are traded in active markets is determined with reference to quoted market prices or dealer price quotations without any deduction for transaction costs. For financial instruments where there is no active market, the fair value is determined using appropriate valuation techniques. Such techniques include using recent arm's length market transactions; reference to the current market value of another instrument which is substantially the same; a discounted cash flow analysis; and other valuation models.

(j) 現金及現金等值項目

就現金流量表而言，現金及現金等值項目包括庫存現金及活期存款，以及可隨時兑換為已知數額現金，承受價值變動風險甚微，一般於購入時起計3個月內到期的短期高流動性投資，扣除須按要求償還及構成本公司現金管理之組成部分的銀行透支。

(j) Cash and cash equivalents

For the purpose of the cash flow statement, cash and cash equivalents comprise cash on hand and demand deposits, and short term highly liquid investments that are readily convertible into known amounts of cash, are subject to an insignificant risk of changes in value, and have a short maturity of generally within three months when acquired, less bank overdrafts which are repayable on demand and form an integral part of the Company's cash management.

財務訊息披露(根據AMCM026/B/2012-DSB/AMCM號文件) Financial Information Disclosure (in Accordance with AMCM026/B/2012-DSB/AMCM)
(續 Continued)

工銀(澳門)投資股份有限公司 ICBC (MACAU) CAPITAL LIMITED

(k) 撥備

如因過往事件導致產生現有責任(法定或推定)，並可能於未來需要以資源流出履行責任，該責任之金額須能可靠地估計，則確認撥備。

如折現因素影響屬重大，撥備確認的金額應為預期履行該責任所需之未來開支於報告期末之現值。因時間的推移而引致之折現現值之增加計入損益表之營業支出。

(k) Provisions

A provision is recognised when a present obligation (legal or constructive) has arisen as a result of a past event and it is probable that a future outflow of resources will be required to settle the obligation, provided that a reliable estimate can be made of the amount of the obligation.

When the effect of discounting is material, the amount recognised for a provision is the present value of the future expenditures expected to be required to settle the obligation at the end of the reporting period. The increase in the discounted present value amount arising from the passage of time is included in finance costs in the income statement.

(l) 所得稅

該期間的所得稅包括當期所得稅以及遞延稅項資產和負債的變動。當期稅項以及遞延稅項資產和負債的變動在損益中確認，除非與直接在權益中確認的項目有關，在這種情況下，相關稅款直接在權益中確認。

當期所得稅是本期應納稅所得額的預期應納稅額，採用在報告期末已製定或實質上已製定的稅率，以及對前幾年應納稅額的任何調整。

遞延稅項資產及負債是因納稅基礎計算的資產及負債與其賬面值之間的差異而產生的稅項暫時性差異。

(l) Income tax

Income tax comprises current and deferred tax. Income tax is recognised in income statement except to the extent that they relate to items recognised directly in equity, in which case the relevant amounts of that are recognised directly in equity.

Current tax assets and liabilities for the current and prior periods are measured at the amount expected to be recovered from or paid to the taxation authorities, based on tax rates (and tax laws) that have been enacted or substantively enacted by the end of the reporting period, taking into consideration interpretations and practices prevailing in the countries in which the Company operates.

Deferred tax assets and liabilities arise from deductible and taxable temporary differences respectively, being the differences between the carrying amounts of assets and liabilities for financial reporting purposes and their tax bases.

財務訊息披露(根據AMCM026/B/2012-DSB/AMCM號文件) Financial Information Disclosure (in Accordance with AMCM026/B/2012-DSB/AMCM)
(續 Continued)

工銀(澳門)投資股份有限公司 ICBC (MACAU) CAPITAL LIMITED

遞延稅項負債就所有應課稅時間性差異予以確認，除了：

— 並非業務合併且於交易時並不影響會計收益，或應課稅收益，或虧損之交易中初始確認之商譽、資產、負債所產生之遞延稅項負債；

— 對於附屬公司及聯營公司的投資以及聯營企業之權益有關的應納稅暫時性差異而言，暫時性可以控制以及暫時性差異可能不會在可見將來撥回。

所有可抵扣減的時間性差異、前期結轉未動用稅額減免以及未動用稅項虧損與可能獲得應課稅收益作抵銷後，確認為遞延稅項資產，除了：

— 並非業務合併且於交易時並不影響會計收益，或應課稅收益，或虧損之交易中初始確認資產、負債所產生之可抵扣暫時性差異的遞延稅項資產；及

Deferred tax liabilities are recognised for all taxable temporary differences, except:

— When the deferred tax liability arises from the initial recognition of goodwill or an asset or liability in a transaction that is not a business combination and, at the time of the transaction, affects neither the accounting profit nor taxable profit or loss; and

— In respect of taxable temporary differences associated with investments in subsidiaries, associates and joint ventures, when the timing of the reversal of the temporary differences can be controlled and it is probable that the temporary differences will reverse in the foreseeable future.

Deferred tax assets are recognised for all deductible temporary differences, the carried forward of unused tax credits and any unused tax losses. Deferred tax assets are recognised to the extent that it is probable that taxable profit will be available against which the deductible temporary differences, the carried forward of unused tax credits and unused tax losses can be utilised, except:

— When the deferred tax asset relating to the deductible temporary differences arises from the initial recognition of an asset or liability in a transaction that is not a business combination and, at the time of the transaction, affects neither the accounting profit nor taxable profit or loss; and

財務訊息披露(根據AMCM026/B/2012-DSB/AMCM號文件) Financial Information Disclosure (in Accordance with AMCM026/B/2012-DSB/AMCM)

(續 Continued)

工銀(澳門)投資股份有限公司 ICBC (MACAU) CAPITAL LIMITED

— 對於附屬公司及聯營公司之投資以及於聯營企業之權益有關之可抵扣暫時性差異，僅於暫時性差異可能在可見將來撥回，以及暫時性差異用作抵扣應課稅收益之情況下，才確認遞延稅項資產。

— In respect of deductible temporary differences associated with investments in subsidiaries, associates and joint ventures, deferred tax assets are only recognised to the extent that it is probable that the temporary differences will reverse in the foreseeable future and taxable profit will be available against which the temporary differences can be utilised.

遞延稅項資產之賬面金額於各報告期末進行檢查，並予以相應扣減，直至不再可能有足夠應課稅收益以抵銷全部或部分遞延稅項資產為止。未確認之遞延稅項資產於各報告期末重新評估，並於可能獲得足夠應課稅收益以抵銷全部或部分遞延稅項資產之情況下予以確認。

The carrying amount of deferred tax assets is reviewed at the end of each reporting period and reduced to the extent that it is no longer probable that sufficient taxable profit will be available to allow all or part of the deferred tax asset to be utilised. Unrecognised deferred tax assets are reassessed at the end of each reporting period and are recognised to the extent that it has become probable that sufficient taxable profit will be available to allow all or part of the deferred tax asset to be recovered.

遞延稅項資產及負債是根據報告期末已頒佈或已獨立頒佈之稅率(及稅務法例)，按變現資產或清償負債的期間預期適用稅率予以計量。

Deferred tax assets and liabilities are measured at the tax rates that are expected to apply to the period when the asset is realised or the liability is settled, based on tax rates (and tax laws) that have been enacted or substantively enacted by the end of the reporting period.

如存在法律上可強制執行權利可將本期稅項資產及本期稅項負債抵銷，而有關遞延稅項屬於同一課稅實體及同一稅局時，則將遞延稅項資產與遞延稅項負債互相抵銷。

Deferred tax assets and deferred tax liabilities are offset if a legally enforceable right exists to set off current tax assets against current tax liabilities and the deferred taxes relate to the same taxable entity and the same taxation authority.

財務訊息披露(根據AMCM026/B/2012-DSB/AMCM號文件) Financial Information Disclosure (in Accordance with AMCM026/B/2012-DSB/AMCM)

(續 Continued)

工銀(澳門)投資股份有限公司 ICBC (MACAU) CAPITAL LIMITED

(m) 收入的確認

收入為以未來可能流入本公司的經濟利益，且收入能被可靠計量，投資管理費收入來自提供服務。利息收入以權責發生制基礎按實際利率法入賬，實際利率是在金融資產的預計時期內將估計的將來收入的現金折算為該金融資產的帳面淨值所使用的利率。

(m) Revenue recognition

Revenue is recognised when it is probable that the economic benefits will flow to the Company and when the revenue can be measured reliably. Investment management fee income is recognised when the services are provided. Interest income is recognised on an accrual basis using the effective interest rate method by applying the rate that discounts the estimated future cash receipts over the expected life of the financial instrument to the net carrying amount of the financial assets.

(n) 外幣交易

本財務報告以澳門元列示。外幣交易初始確認按交易日的市場匯率折算為記賬本位幣。外幣貨幣性資產及負債，於資產負債表日，按資產負債表日的市場匯率折算為記賬本位幣。因折算產生的差額計入當期損益。

(n) Foreign currency transactions

Transactions in foreign currencies are translated into the functional currency of the Company using the exchange rates prevailing at the dates of the transactions. Exchange differences arising from the settlement of such transactions and from the retranslation at the year-end exchange rates of monetary assets and liabilities denominated in foreign currencies are recognised in the income statement.

(o) 員工福利

本公司為員工執行養老金固定供款退休福利計劃。供款額以參加該計劃員工的基本薪酬一定百分比確定，根據計劃的規定轉為應付款項時於損益表內列賬。

(o) Employee benefits

The Company operates a defined contribution retirement benefits scheme for all of its employees. Contributions are made based on a percentage of the participating employees' basic salaries and are charged to the income statement as they become payable in accordance with the rules of the scheme.

財務訊息披露(根據AMCM026/B/2012-DSB/AMCM號文件) Financial Information Disclosure (in Accordance with AMCM026/B/2012-DSB/AMCM)
(續 Continued)

工銀(澳門)投資股份有限公司 ICBC (MACAU) CAPITAL LIMITED

7. 關聯方交易

7.1 對關聯方的借貸政策

(i) 本公司從直接控股母公司收取投資管理費。該費用是以所管理的投資組合資產淨值，按預先訂明百分比以及理財產品的名義金額或價格差額收取。

(ii) 本公司從同系附屬公司收取退休基金投資管理費。該費用是以所管理的退休投資組合資產淨值，按預先訂明的百分比以及公司基金管理實際績效與預期目標和回報基準收取。

(iii) 本公司沒有從直接控股母公司同系附屬公司收取諮詢費用。

(iv) 本公司從直接控股母公司收取利息。利息來源於存放在母公司的存款，該等存款的利率與母公司給予其他客戶的利率相若。

(v) 本公司沒有向直接控股母公司支付諮詢費用。

7. Related party transactions

7.1 The policy for lending to related parties

(i) The Company earned investment management fee income from the immediate holding company. The investment management fee income was charged based on a pre-determined percentage of the asset value of the fund portfolio managed and the nominal amount or price difference of wealth management products.

(ii) The Company earned pension fund investment management fee income from a fellow subsidiary. The pension fund investment management fee income was charged based on a pre-determined percentage of the asset value of the pension fund portfolio managed and also the fund management performance of the Company compared to the pre-determined target and benchmark return.

(iii) The Company had no advisory fee income from a fellow subsidiary of the ultimate holding company.

(iv) The Company earned interest income from the immediate holding company. The interest income was generated from the deposits placed with the immediate holding company and the interest rate offered was similar to those offered to other customers of the immediate holding company.

(v) The Company had no advisory fee expense to the immediate holding company.

財務訊息披露(根據AMCM026/B/2012-DSB/AMCM號文件) Financial Information Disclosure (in Accordance with AMCM026/B/2012-DSB/AMCM)

(續 Continued)

工銀(澳門)投資股份有限公司 ICBC (MACAU) CAPITAL LIMITED

(vi) 於報告期末，本公司存放於直接控股母公司的結餘包括儲蓄帳戶存款62,975澳門元(2019：3,189,016澳門元)，年利率為0%至0.01%(2019：0%至0.01%)，活期存款5,500,044澳門元(2019：15,619,370澳門元)，定期存款17,933,488澳門元(2019：無)，年利率為0.70%至1.10%。

(vi) At the end of the reporting period, the Company had bank balances with the immediate holding company which included savings account deposits of MOP62,975 (2019: MOP3,189,016) with effective interest rates ranging from 0% to 0.01% per annum (2019: 0% to 0.01% per annum) , current account deposits of MOP5,500,044 (2019: MOP15,619,370), and time deposits of MOP17,933,488 (2019: Nil) with effective interest rates ranging from 0.70% to 1.10% per annum.

(vii) 於報告期末，本公司從直接控股母公司應收的利息為39,226澳門元。(2019：無)。

(vii) At the end of the reporting period, the Company had accrued interest of MOP39,226 (2019: Nil) receivable from the immediate holding company.

(viii) 除存放於直接控股母公司的結餘外本公司還有從直接控股母公司的應收／應付款項。該到期款項為無抵押、免息及沒有固定還款期。

(viii) Apart from the bank balances with immediate holding company, the Company had amounts due from/to immediate holding company as at the end of the reporting period. The amounts due from/to immediate holding company are unsecured, interest-free and have no fixed terms of repayment.

(ix) 與同系附屬公司的交易餘額均為無抵押、免息及沒有固定還款期。

(ix) The amounts due from a fellow subsidiary are unsecured, interest-free and have no fixed terms of repayment.

(x) 本公司從直接控股母公司收取債券保證金投資諮詢費用。該費用是以每筆為直接控股母公司執行的債券交易的價格差，按預先訂明的百分比收取。另按月收取固定的債券市場諮詢費用。

(x) The Company earned bond margin investment advisory fee income and bond market advisory service fee income from the immediate holding company. The bond margin investment advisory fee income was charged based on a pre-determined proportion of the price difference in each bond transaction carried out by the immediate holding company. The bond market advisory fee income is fixed in each month.

財務訊息披露(根據AMCM026/B/2012-DSB/AMCM號文件) Financial Information Disclosure (in Accordance with AMCM026/B/2012-DSB/AMCM)

(續 Continued)

工銀(澳門)投資股份有限公司 ICBC (MACAU) CAPITAL LIMITED

7.2 定量披露

除已在此財務報告其他部份披露之交易外，本公司與關聯方進行了以下關聯交易及與關聯方的餘額如下：

7.2 Quantitative disclosure

In addition to the transactions disclosed elsewhere in these financial statements, other material related party transactions entered into by the Company with related parties and amounts outstanding with related parties are as follows:

		2020 澳門元 MOP
收取直接控股母公司投資管理費 *(註 i)*	Investment management fee income received from immediate holding company *(Note (i))*	100,361
收取同系附屬公司退休基金投資管理費*(註 ii)*	Pension fund investment management fee income received from a fellow subsidiary *(Note (ii))*	14,319,913
收取直接控股母公司同系附屬公司的諮詢費用*(註 iii)*	Advisory fee income received from a fellow subsidiary of ultimate holding company *(Note (iii))*	—
收取直接控股母公司的諮詢費用 *(註 x)*	Advisory fee income received from immediate holding company *(Note (x))*	2,308,738
收取直接控股母公司利息*(註 iv)*	Interest income received from immediate holding company *(Note (iv))*	243,757
支付直接控股母公司的諮詢費用 *(註 v)*	Advisory fee expense paid to immediate holding company *(Note (v))*	—
存放於直接控股母公司的結餘*(註 vi)*	Bank balances with immediate holding company *(Note (vi))*	23,496,507
應收帳項及其他資產*(註 vii)*	Receivables and other assets *(Note (vii))*	39,226
應付直接控股母公司款項*(註 viii)*	Amount due to immediate holding company *(Note (viii))*	802,747
應收同系附屬公司款項*(註 ix)*	Amount due from a fellow subsidiary *(Note (ix))*	3,780,517

財務訊息披露(根據AMCM026/B/2012-DSB/AMCM號文件) Financial Information Disclosure (in Accordance with AMCM026/B/2012-DSB/AMCM)
(續 Continued)

工銀(澳門)投資股份有限公司 ICBC (MACAU) CAPITAL LIMITED

8. 資本

8.1 定性披露

(a) 資本工具

股本

法定：	Authorised:	2020 澳門元 MOP	2019 澳門元 MOP
100,000股，每股1,000澳門元	100,000 shares of MOP1,000 each	100,000,000	100,000,000
已發行並已繳足：	Issued and fully paid:		
50,000股，每股1,000澳門元	50,000 shares of MOP1,000 each	50,000,000	50,000,000

(b) 法定儲備

本公司為澳門金融管理局監管的金融機構。按澳門金融體系法例，本公司須將最少相等於全年稅後盈利20%之款項撥入法定儲備，直至該準備金之金額相等於本公司自已發行及已繳足股本之50% 為止。此後轉撥之數額必須保持在佔全年稅後盈利最少10%水平，直至該準備金之金額相等於本公司自已發行及繳足股本為止。此準備金僅在法例規定之某些特殊情況下才可作分派，並將於報告期末股東週年大會上批准後轉撥至年度稅後盈利。

8. Capital

8.1 Qualitative disclosure

(a) Capital instruments

Share capital

	Authorised:	2020 澳門元 MOP	2019 澳門元 MOP
	100,000 shares of MOP1,000 each	100,000,000	100,000,000
	Issued and fully paid:		
	50,000 shares of MOP1,000 each	50,000,000	50,000,000

(b) Legal Reserve

The Company is a financial institution regulated by the Autoridade Monetaria de Macau ("AMCM"). Under the terms of relevant Macao legislation governing financial institutions, the Company is required to transfer to a legal reserve an amount equal to a minimum of 20% of its annual profit after tax until the amount of the reserve is equal to 50% of the Company's issued and fully paid up share capital. Thereafter, transfers must continue at a minimum annual rate of 10% until the reserve is equal to the Company's issued and fully paid up share capital. This reserve is only distributable in accordance with certain limited circumstances prescribed by statute and will be transferred from the annual profit after tax upon the approval by the shareholders in the annual general meeting after the end of reporting period.

財務訊息披露(根據AMCM026/B/2012-DSB/AMCM號文件) Financial Information Disclosure (in Accordance with AMCM026/B/2012-DSB/AMCM)

(續 Continued)

工銀(澳門)投資股份有限公司 ICBC (MACAU) CAPITAL LIMITED

本公司資本管理的主要目標是保障公司能持續經營以及保持健康的資本充足率以支持業務和使股東價值最大化股。本公司以資產負債表列示的總權益為基礎監管資本。

The primary objectives of the Company's capital management is to safeguard the Company's ability to continue as a going concern and to maintain a healthy capital adequacy ratio in order to support its business and maximise shareholder value. The Company monitors capital on the basis of total equity as shown in the balance sheet.

本公司根據經濟情況變化管理及調整資本結構。於截至2020年12月31日 及2019年12月31日， 資本管理的目標、政策及程序均沒有變化。本公司須遵守澳門金融管理局所頒佈的法定資本充足比率及法定儲備要求。

The Company manages its capital structure and makes adjustments to it, in light of changes in economic conditions. No changes were made in the objective, policies or processes during the years ended 31 December 2020 and 31 December 2019. The Company is subject to the statutory capital adequacy ratio requirement imposed by the AMCM and the legal reserve requirement.

8.2 定量披露

8.2 Quantitative disclosure

	澳門元 MOP
已發行並已繳足資本 Share capital	50,000,000.00
法定儲備 Legal reserve	18,218,400.00
盈餘滾存(留存收益) Profits brought forward (Retained Earning)	83,547,057.37
自有資本 Own Fund	151,765,457.37
含營運風險的償付能力比率(母公司) Operation Risk Adjusted Solvency Ratio (The Top Consolidated Group)	17.02%
含營運風險的償付能力比率(工銀投資) Operation Risk Adjusted Solvency Ratio (ICBC Capital)	88.09%

財務訊息披露(根據AMCM026/B/2012-DSB/AMCM號文件) Financial Information Disclosure (in Accordance with AMCM026/B/2012-DSB/AMCM)
(續 Continued)

工銀(澳門)投資股份有限公司 ICBC (MACAU) CAPITAL LIMITED

9. 可供出售類投資

上市可供出售類投資的公允價值是以上市市場價格計量。非上市可供出售類投資是指於同系附屬公司的股權投資。

9. Available-for-sale investments

The fair value of quoted available-for-sale investments were based on quoted market prices. The unquoted available-for-sale investments represent equity investment in fellow subsidiary.

		2020 澳門元 MOP	2019 澳門元 MOP
上市：	Quoted:		
— 債務證券，以公允價值計量	— Debt securities, at fair value	**80,808,467**	76,435,701
非上市：	Unquoted:		
— 權益，以成本計量	— Equities, at cost	**10,000**	10,000
		80,818,467	76,445,701

10. 持至到期日投資

10. Held-to-maturity investments

		2020 澳門元 MOP	2019 澳門元 MOP
以攤餘成本法計量持有至到期日投資	Held-to-maturity investments, at amortised cost:		
上市：	Quoted:		
— 債務證券	— Debt securities	**45,176,074**	44,622,954
— 減：減值準備	— Less: impairment allowances	**(11,683)**	(31,160)
		45,164,391	44,591,794
按發行主體分析的以攤餘成本計量的持有至到期日投資：	Held-to-maturity investments, at amortised cost analysed by category of issuer as follows:		
企業類	Corporate entities	**45,164,391**	44,591,794

財務訊息披露(根據AMCM026/B/2012-DSB/AMCM號文件) Financial Information Disclosure (in Accordance with AMCM026/B/2012-DSB/AMCM)
(續 Continued)

工銀(澳門)投資股份有限公司 ICBC (MACAU) CAPITAL LIMITED

11. 信用風險

定性披露

僅對具良好信用狀況的交易對手發行的流動性證券投資。考慮到較高的信用狀況，不存在對投資交易對手不履行其債務的預期。就投資已認定的每一類金融資產而言，本公司於二零二零年十二月三十一日面臨的來自交易對手違約的最大信用風險暴露為等於資產負債表中這些資產的賬面價值。

本公司有一定集中度的信用風險，主要原因是本公司大部分資產均存放於直接控股母公司和幾項由企業發行的債務證券。

11.1 授信地區分佈

(a) 債務證券

11. Credit risk

Qualitative Disclosure

Investments are only in liquidity securities issued by counterparty of sound credit standing. Given that high credit standing, management does not expect any investment counterparty to fail to meet its obligations. The Company's maximum exposure to credit risk in the event the counterparties fail to perform their obligations as at 31 December 2020, in relation to each class of recognised financial assets, is the carrying amount of those assets as indicated in the balance sheet.

The Company has certain concentration of credit risk as the majority of the Company's assets are placed with its immediate holding company and several corporate issuers of debt securities.

11.1 Geographic distribution of exposures

(a) Debt securities

千澳門元
MOP'000

地區 Region	政府、公營機構 Government or Public Sector	金融機構 Financial Institution	其它公司 Other Company	總計 Total
中國 China	—	—	125,984.54	125,984.54

財務訊息披露(根據AMCM026/B/2012-DSB/AMCM號文件) Financial Information Disclosure (in Accordance with AMCM026/B/2012-DSB/AMCM)
(續 Continued)

工銀(澳門)投資股份有限公司 ICBC (MACAU) CAPITAL LIMITED

11.2 資產和負債的期限分佈 11.2 Maturity analysis on assets and liabilities

資產 Assets	即時償付 On Demand	1月內到期 Up to 1 month	1-3月內到期 From 1 to 3 months	3月-1年內到期 From 3 month to 1 year	1-3年內到期 From 1 to 3 years	3年以上 Over 3 years	無指定期限 Indefinite period	總計 Total
客戶貸款及墊款 Loans and advances to customers	—	—	—	—	—	—	—	—
存、拆放同業款項 Cash and balances with and loans and advances to banks	5,563.02	17,933.49	—	—	—	—	—	23,496.51
存款證 Certificates of deposit held	—	—	—	—	—	—	—	—
持有由金融管理局發行的證券 Securities issued by Macao SAR Government and/or AMCM	—	—	—	—	—	—	—	—
其它證券 Other securities	—	—	20,056.43	20,622.77	20,142.51	65,162.84	—	125,984.54
負債 Liabilities	—	—	—	—	—	—	—	—
同業存入、拆入款項 Deposits and balances of banks and financial institutions	—	—	—	—	—	—	—	—
公共機構存款 Deposits from public sector entities	—	—	—	—	—	—	—	—
母公司及合伙公司存款 Deposits from holding and associated companies	—	—	—	—	—	—	—	—
客戶存款 Deposits from non-bank customers	—	—	—	—	—	—	—	—
發行存款證 Certificates of deposits issued	—	—	—	—	—	—	—	—
其它發行證券 Other securities issued	—	—	—	—	—	—	—	—

財務訊息披露(根據AMCM026/B/2012-DSB/AMCM號文件) Financial Information Disclosure (in Accordance with AMCM026/B/2012-DSB/AMCM)
(續 Continued)

工銀(澳門)投資股份有限公司 ICBC (MACAU) CAPITAL LIMITED

12. 市場風險

定性披露

對於市場風險管理目的以及政策的描述

本公司的市場風險管理目標是平衡外匯匯率和利率的變動，以及信貸市場的變化所產生的風險和回報。本公司的市場風險管理政策和流程包括風險限額管理，壓力測試，交易對手以及國別風險評估。2020年本公司繼續加強市場風險管理工作，全面提升市場風險管理與計量，積極完善市場風險管理政策，健全市場風險報告與限額管理體系。

定量披露

不適用。

12. Market risk

Qualitative disclosure

A description of its risk management objectives and policies on market risk

The objective of market risk management is to obtain the best balance of risk and return of the Company's positions arising from movements in foreign exchange rates, interest rates and changes in credit market condition. The market risk policies and processes include risk limits and exposures management, stress-testing, counterparty evaluations and country risks assessment. In 2020, we continued to strengthen market risk management by improving policies and procedures, risk reporting and limit management.

Quantitative disclosure

Not applicable.

13. 操作風險

操作風險是指由不完善或有問題的內部程序、員工和信息科技系統，以及外部事件所造成損失的風險。操作風險的類別主要包括：內部欺詐、外部欺詐、就業制度和工作場所安全、客戶、產品和業務活動、實物資產的損壞、IT系統事件、執行、交割和流程管理等七種類型。

工銀(澳門)投資有限公司董事會和高級管理層承擔本公司操作風險管理制度的領導和執行職能，並極為重視操作風險管理工作。透過為操作風險管理配備適當的資源，監督戰略和管理措施的落實執行情況，指定獨立部門負責操作風險管理體系的建立和實施，確保全公司範圍內操作風險管理的一致性和有效性。

13. Operational Risk

Operational Risk is defined as the risk of loss resulting from inadequate or problems related to internal processes, employees and IT systems or due to external events. There are seven major types of operational risks faced by the Company, including internal fraud; external fraud; employment system and workplace safety; customers, products, and business activities; damage to physical assets; IT system events; and execution, delivery, and process management.

The Board of Directors and Senior Management undertake the responsibilities to lead and implement operational risk management and put great emphasis on it. By allocating adequate resources, supervising the implementation on management strategy and measures, and appointing independent departments of the parent company to establish and implement operational risk management system, the consistency and efficiency of operational risk management is ensured.

財務訊息披露(根據AMCM026/B/2012-DSB/AMCM號文件) Financial Information Disclosure (in Accordance with AMCM026/B/2012-DSB/AMCM)
(續 Continued)

工銀(澳門)投資股份有限公司 ICBC (MACAU) CAPITAL LIMITED

14. 利率風險

定性披露

本公司的賬戶結餘和持有到期日的固定收益投資和可供出售類投資放置於本公司的直接控股母公司，本公司並不持有生息金融資產或負債。截止2020年12月31日，本公司約76%(2019年：無)賬戶結餘為固定利率定期存款，並不存在重大利率風險，管理層認為本公司承受的市場利率變動風險較低。

14. Interest rate risk

Qualitative disclosure

Except for the bank balances placed with its immediate holding company and the fixed-coupon rate held-to-maturity investments and available-for-sale investments, the Company does not maintain other interest-bearing financial assets or financial liabilities. Around 76% (2019: Nil) of the bank balances are fixed deposits based on fixed interest rates and they are not subject to significant interest rate risk. With the minimal amount of bank balances with floating interest rate, management considers the Company's exposure to the risk of changes in market interest rates is minimal.

定量披露

Quantitative disclosure

	存款利率變動 Interest rate change	年利息收入變動 千澳門元 Annual Interest income change MOP'000
港元 HKD	+1% -1%	+145 -145
美元 USD	+1% -1%	+35 -35

財務訊息披露(根據AMCM026/B/2012-DSB/AMCM號文件) Financial Information Disclosure (in Accordance with AMCM026/B/2012-DSB/AMCM)
(續 Continued)

工銀(澳門)投資股份有限公司 ICBC (MACAU) CAPITAL LIMITED

15. 匯率風險

定性披露

公司承受由目前資產負債表內的美元資產匯率波動帶來的影響，截至2020年12月31日公司資產負債表內的美元資產金額相當於130,152,917澳門元(2019年: 129,138,405澳門元)，由於澳門元與港元掛鉤，港元與美元掛鉤，管理層認為公司面對的匯率風險較低。

定量披露

美元存款淨持倉金額等值130,152,917澳門元。

15. Foreign exchange risk

Qualitative disclosure

The Company takes on exposure to effects of fluctuations in the prevailing foreign currency exchange rates on its bank balances and a financial asset denominated in United States dollars ("USD") as at 31 December 2020, which is equivalent to MOP130,152,917 (2019: MOP129,138,405). Management considers the Company's exposure to the risk of changes in foreign currency rates as minimal as MOP is linked to Hong Kong Dollars ("HKD") and HKD is linked to USD.

Quantitative disclosure

Net long of US Dollar Deposit which is equivalent to MOP 130,152,917.

16. 流動性風險

定性分析

流動性風險是指公司因無法提供資金以履行到期償付義務而可能遭受的損失。本公司沒有出現重大的流動性風險。公司的策略是密切監控管理公司資本以達到降低公司流動性風險目的，通過對預測和實際的現金流的持續監控以及根據到期情況對公司的資產和負債進行配對。

16. Liquidity Risk

Qualitative disclosure

Liquidity risk is the risk that the Company will encounter difficulty in raising funds to meet its payment obligations when due. The Company is not exposed to significant liquidity risk. The Company's strategy is to minimize its exposure to liquidity risk by monitoring the Company's capital from time to time, by continuously monitoring forecast and actual cash flows and matching the maturity profiles of financial assets and liabilities.

財務訊息披露(根據AMCM026/B/2012-DSB/AMCM號文件) Financial Information Disclosure (in Accordance with AMCM026/B/2012-DSB/AMCM)
(續 Continued)

工銀(澳門)投資股份有限公司 ICBC (MACAU) CAPITAL LIMITED

定量披露 **Quantitative Disclosure**

		少於三個月 Less than three months (澳門元) MOP	三至十二個月 Three to twelve months (澳門元) MOP	不定期 Undated (澳門元) MOP	總合 Total (澳門元) MOP
於2020年12月31日	As at 31 December 2020	1,320,074	885,182	2,823,796	5,029,052
於2019年12月31日	As at 31 December 2019	325,327	617,262	2,901,233	3,843,822

17. 其他信息

(a) 充作信用機構擔保或第三方負債的資產；

無

(b) 可能導致造成公司財務狀況重大影響的訴訟。

無

註： 以上披露項目中第一項、第三項、第六項與第七項為經過審計項目。

17. Others

(a) The Company's assets that are pledged as security for the credit institution or a third party's liabilities.

No

(b) Outstanding litigations which may have a significant impact on the Company's financial position.

No

Note: Item 1, item 3, item 6 and item 7 are audited among all the items disclosed.

社會責任報告書 Social Responsibility Report

2020年，面對突如其來的疫情大考驗，工銀澳門認真貫徹落實澳門特區政府、中聯辦以及總行決策部署，充分發揮集團業務平台和當地主流銀行優勢，一手抓疫情防控，一手抓經營管理，踐行了大行責任。

In the face of the abrupt COVID-19 pandemic, Industrial and Commercial Bank of China (Macau) Limited (hereinafter referred to as "ICBC (Macau)", "the Bank", or "we") earnestly implemented the decisions and plans made by the Macao Special Administrative Region (SAR) Government, the Liaison Office of the Central People's Government in the Macao S.A.R. ("Liaison Office") and the ICBC Head Office in 2020. We fully leveraged the business platforms of the ICBC Group and our advantageous position as a mainstream bank in the region. With equal importance attached to pandemic control and business management, we completed the assigned tasks fairly well, and fulfilled the responsibilities due to a major bank.

截至2020年末，全行總資產、存貸款繼續保持雙位數增長，資產品質繼續處於同業優良水準。第11年榮獲美國《銀行家》、《環球金融》及英國《世界金融》雜誌「澳門地區最佳銀行」殊榮。

As at the end of 2020, the Bank posted the total assets, loans and deposits maintained double-digit growth. We won the "Best Bank in Macau" award by the British magazine *The Banker* and *World Finance*, and the American magazine *Global Finance* for the eleventh time.

一、 紮實做好疫情防控工作

以「抗疫情、保民生、興經濟、促合作」為工作重心，協同澳門特區政府及社會各界共抗疫情、共克時艱。

一方面，全力保障特殊時期金融服務，全方位保障員工及客戶身心健康，廣大員工及家屬無一感染；大幅減息降費，協同業界抗擊疫情；創新推出「的士貸」、「應急貸」等特色產品，助力民生福祉；先後拜會特區政府及澳區全國人大、政協人士，彙報全行疫情防控工作，聽取意見建議，並密集走訪中華總商會、工商聯會、歸僑總會、婦聯總會，以及江門、福建、中山、潮汕、潮州等澳門主要社團，了解中小企狀況，制定針對性支援措施，有效維護了澳門經濟社會運作。

I. Taking solid steps towards pandemic prevention and control

With the focus of work put on "fighting the pandemic crisis, ensuring living standards, promoting economic development, and enhancing cooperation", we teamed up with the Macao SAR Government and all sectors of society to defeat the COVID-19 outbreak together.

ICBC (Macau) made every effort to guarantee the supply of financial services during the special period. To this end, we did everything possible to protect the physical and mental health of employees and customers, with none of our employees or their families getting infected in the year. We reduced interest rates and fees substantially, as a move to fight the pandemic spread along with our peers. We launched an array of innovative, featured products including "Taxi Loan" and "Emergency Loan", all of which were aimed to ensure people's living standards. We visited the SAR Government officials as well as Macao's NPC deputies and CPPCC members successively, briefing them on the Bank's pandemic prevention and control efforts, and listening to their opinions and suggestions. Besides, visits were also paid to the Macao Chamber of Commerce, the Industry and Commerce Association of Macau, the Association of

社會責任報告書 Social Responsibility Report *(續 Continued)*

Returned Overseas Chinese Macau, and the Women's Association of Macau and other major social groups established by Jiangmen, Fujian, Zhongshan, Chaoshan, Chaozhou and other places in Macao within a short period of time, so as to learn about the dynamics of local small and medium-sized enterprises (SMEs), a prerequisite for nailing down targeted support measures. What we did greatly contributed to the normal operation of the local economy and society in Macao.

另一方面，推出16項政策舉措，配合政府提振經濟，包括：50億元貸款計畫馳援中小企業；100億元「春融行動」專項資金，支援「六穩六保」，服務國家「雙迴圈」發展新格局；150億元工程貸，助力政府基建投資，取得積極成效；捐資200多萬元，支持全國抗疫。期間，通過工銀澳門微信官方公眾號、Facebook官方主頁等累計發佈專屬服務產品、防疫小貼士等近200篇，積極傳播抗疫正能量，中央電視台、人民日報、澳門日報等主流媒體多次對本行疫情防控工作進行專題報導；得到澳門特區政府、中聯辦及社會各界的充分肯定。

Meanwhile, ICBC (Macau) rolled out 16 policy measures to support the government in boosting the economy, which included devising the SMEs aid loan plan worth MOP5 billion; channeling the "Chunrong Action" special funds worth MOP10 billion to help "ensure stability on six key fronts and maintain stability in six key areas" and serve the formation of a new development pattern featuring dual circulation in China; directing the project loans worth MOP150 billion to boost the government's infrastructure investment and achieve positive results; and making donations worth over MOP2 millions in support of the national fight against the pandemic. During the reporting period, we posted nearly 200 messages including exclusive services and products and anti-pandemic tips through our official accounts on WeChat, Facebook and other social media platforms. These posts spread the positive energy amid the fight against the pandemic crisis. Many mainstream media outlets such as China Central Television (CCTV), People's Daily, and Macao Daily News produced features on our pandemic prevention and control efforts. What we had done was highly recognized by the Macao SAR Government, the Liaison Office and all sectors of society.

社會責任報告書 Social Responsibility Report *(續 Continued)*

2020年10月，工銀澳門運行管理部、現金管理部、總務部榮獲澳門中聯辦「抗疫先進集體」稱號，鄭志國等十餘名幹部員工榮獲澳門中聯辦「抗疫先進個人」稱號。

The Operations Management Department, Cash Management Department, and General Services Department of ICBC (Macau) were rated as "Model COVID-19 Fighters (Groups)" and a dozen staff members including Zheng Zhi Guo were named the "Model COVID-19 Fighters (Individuals)" by the Liaison Office in October 2020.

二、 致力完善公司治理結構

堅持將良好的公司治理作為經營管理基礎工作，不斷優化公司組織架構設置，強化全面風險管理建設，落實集團發展戰略。克服疫情影響，順利完成董事會及其專業委員會人員調整工作，保持了全行大政方針和發展戰略的穩定；立足經營管理實際需要，按照本地監管要求，補充兩名獨立董事，優化了董事會成員結構，提高了公司治理的規範化水準和社會影響力；在董事會層面成立戰略發展委員會，提高戰略管理水準，在部門層面新設戰略與投資管理部，專職負責公司治理、戰略管理、政策研究、投資管理等相關工作，為公司治理工作提升和全行轉型發展提供了基礎。

II. Committed to improving the corporate governance structure

ICBC (Macau) regarded good corporate governance as the basis of its operation and management. In 2020, we kept optimizing the company's organizational structure, made strides in comprehensive risk management, and implemented the ICBC Group's development strategies. Despite the severe impact of the pandemic, we made staffing adjustments to the Board of Directors and its special committees, and maintained the stability of the bank-wide major policies and development strategies. Based on the actual needs for operation and management and local regulatory requirements, two independent directors were added to the Board of Directors, a move that optimized the composition of Board members, raised the corporate governance standards, and earned ourselves greater social influence. The Strategic Development Committee was established at the Board level in the hopes of raising strategic management standards, and the Strategic Planning and Investment Management Department was set up at the departmental level, which would take charge of corporate governance, strategic management, policy research, and investment management, among other relevant aspects of work. All of these steps provided the basis for the improvement of corporate governance and the headway with transformation and development across the Bank.

社會責任報告書 Social Responsibility Report *(續 Continued)*

三、 持續改善民生福祉

(i) 助力地方經濟建設。牽頭澳門P地塊130億銀團貸款專案並承貸80億元，密切與澳門都更公司合作關係，全力支援澳門都市更新及基礎設施建設，服務澳門經濟社會。

(ii) 支持澳門中小企發展。創新推出多項信貸專案服務，建立審批綠色通道，為中小企發展和經濟振興提供專項信貸支援；依託金融科技優勢和主流銀行地位，推出「線上購物節」、「電子支付立減」等活動，引流客戶，助力澳門中小企去庫存、促銷售；牽頭成立澳門跨境電商協會，彙聚本澳主流電商企業，致力支援澳門中小企轉型發展。年內多次攜澳區全國人大、政協人士及企業家代表拜會拱北海關、橫琴新區管委會、珠海保稅區等機構，形成廣泛合作共識。

III. Continuing to improving people's well-being

(i) Helping to develop the local economy. ICBC (Macau) led the MOP13 billion syndicated loan project for Land Plot P in Macao and underwrote a loan worth MOP8 billion. Meanwhile, we maintained close cooperation with Macau Urban Renewal Limited (MUR), so as to fully support Macao's urban renewal and infrastructure construction drive, and serve the development of the local economy and society.

(ii) Supporting the development of SMEs in Macao. ICBC (Macau) unveiled a number of innovative credit project services, opened up green lanes for loan application approval, and provided special credit support for the development of SMEs and the economic revitalization. Relying on the superior financial technology and the position as a mainstream bank, we launched "Online Shopping Festival", "E-payment Promotion" and other campaigns to attract customers and help local SMEs reduce inventory and increase sales. We took the lead in establishing the Macao Cross-border E-commerce Industry Association. By bringing together mainstream e-commerce companies in Macao, the association would be dedicated to supporting the transformation and development of local SMEs. In the year, we, along with Macao's NPC deputies and CPPCC members as well as entrepreneurs, visited many agencies such as the Gongbei Customs District, Hengqin New Area Management Committee and Zhuhai Free Trade Zone to form a broad consensus on cooperation.

社會責任報告書 Social Responsibility Report *(續 Continued)*

(iii) 宣導綠色健康經營理念。作為澳門最大的信用卡發卡行、消費收單行和首家建成智慧銀行網路的綜合金融機構，積極實施e支付百日行銷競賽，廣泛宣導綠色健康經營理念，推動澳門金融服務消費向更高層次、更便利化方向升級。宣導綠色金融。對手機銀行和網上銀行轉帳匯款全部免費。加快推進金融服務無紙化進程，實現手機銀行月結單、信用卡帳單線上查詢及下載，並逐步推廣至網銀及自助管道，避免投遞延誤或疫情傳染。發展智慧金融。快速優化線上存款、轉帳、投資等系列功能，推出手機銀行「智慧存」平台、手機號轉帳、新版股票系統及「智生活」業務品牌，多管道服務能力進一步增強。開放服務平台。聯合食邑、外賣等商家推出抗疫消費、e支付隨機立減等數十項產品及優惠政策，聯合澳覓推廣線上支付、線上服務，鼓勵客戶利用多種電子管道進行金融服務和支付消費，減少到店排隊和接觸機會，提升服務智慧化水準。

(iii) Advocating the green business philosophy. As Macao's largest credit card issuer, consumption acquirer, and first comprehensive financial institution that built a smart banking network, the Bank organized a 100-day e-Pay marketing competition, which was aimed to promote a green and healthy business concept and upgrade the consumption of financial services in the region with higher standards and greater convenience. Developing green finance. All fund transfers and remittances via mobile banking and online banking were free of charge at ICBC (Macau). The delivery of financial services was turned into a paperless process at a faster pace. Customers could make inquiries into and download mobile banking monthly statements and credit card statements online. These functions became available through online banking and self-service channels step by step, so as to avoid delivery delays or COVID-19 infections. Developing smart finance, we moved fast to optimize a series of functions such as online deposit, transfer and investment. Meanwhile, we also launched the mobile banking-based "Smart Deposit" platform, fund transfer via mobile phone number, new version of stock system and "Smart Life" business brand, all of which gave a further boost to our multi-channel service capabilities. Opening service platforms. We joined hands with local restaurants, take-out services providers, and other businesses to roll out dozens of products and preferential policies including anti-pandemic consumption and random discount via e-Pay. For example, we cooperated with Aomi APP to promote online payments and services, with a view to encouraging customers to get financial services and make payments through multiple electronic channels, instead of visiting stores where they would queue and have direct person-to-person contact. With these steps, we managed to improve the level of intelligent services.

社會責任報告書 Social Responsibility Report *(續 Continued)*

(iv) 著力提升金融普惠水準。憑藉先進的科技實力和優質的金融服務水準，成為澳門特區政府核酸檢測線下獨家收單機構，並實現與郵政儲金局合作的重大突破，進一步拓寬澳門居民線上支付繳費服務管道；首家開展「灣區帳戶通」服務試點，累計見證開立內地帳戶7000餘戶，完成各類交易9萬筆；聯合珠海市不動產抵押登記中心，在港澳首家推出一站式跨境抵押登記服務，帶動大灣區物業按揭貸款17億元，市場佔比近八成；前瞻性開展「跨境理財通」測試，在系統建設、方案報備等方面走在系統內及同業前列。

(iv) Striving to improve the level of inclusive finance. Relying on the impressive technological strength and high-quality financial services, ICBC (Macau) became the exclusive offline acquirer for nucleic acid testing services designated by the Macao SAR Government. Meanwhile, we made a major breakthrough in the partnership with the Macao Postal Savings, further expanding the online bill payment channels available for local residents. We launched the "Bay Area Account Connect" service on a trial basis before any other bank in Macao, witnessing the opening of more than 7,000 mainland accounts and completing 90,000 transactions of various types. In cooperation with the Zhuhai Real Estate Registration Center, ICBC (Macau) became the first bank in Hong Kong and Macao to unveil the one-stop cross-border mortgage registration service. We, therefore, underwrote property mortgage loans worth MOP1.7 billion in the Greater Bay Area, accounting for nearly 80% of the market. Forward-looking enough, we tested the "Cross-border Wealth Management Connect", and came at the forefront of the ICBC apparatus and the industry in terms of system building, plan filing, and other aspects.

四、 支持澳門經濟多元發展

(i) 恢復澳門分行設立。2020年1月澳門分行正式恢復設立，成為澳門市場第31家銀行機構，工商銀行也成為澳門市場首家雙牌照經營機構，2020年，分行牌照下累計投放各類融資近300億澳門元，有效提升了澳門機構涉稅、跨境及高資本消耗業務的承載能力。

IV. Promoting the economy of Macao towards diversified development

(i) Resuming the establishment of ICBC Macau Branch ("Macau Branch"). Macau Branch officially resumed its establishment in January 2020, becoming the 31st banking institution in the local market. ICBC also turned into the first dual-license banking business entity in Macao. In 2020, various types of financing invested under the branch license approached MOP30 billion, effectively enhancing the carrying capacities of Macao banking institutions for tax-related, cross-border and capital-consuming businesses.

社會責任報告書 Social Responsibility Report *(續 Continued)*

(ii) 支持澳門現代金融發展。成功在澳門市場全當地語系化公開發行21億澳門元澳門都市發展金融債券，開創了澳門元債券在本地公開發行的先例，成為澳門債券市場發展的重要里程碑，對推動澳門現代金融業發展具有重要意義。

(ii) Supporting the development of modern finance in Macao. ICBC Macau Branch wrapped up the fully-localized public issuance of MOP2.1 billion financial bonds themed on urban development in the market of Macao, which set a precedent for the local public issuance of MOP-denominated bonds. As an important milestone in the history of Macao's bond market, the event was of great significance to the development of modern finance in the region.

(iii) 創新推動跨境聯動合作。響應號召，成功組織近三十家澳門客商參與第三屆進博會，搭建起澳門與內地以及全球經貿往來的金融橋樑，助力境外企業深度參與中國市場，推動國際與國內資源分享；充分發揮澳門跨境電商協會平台優勢，聯動政府及社會各界力量，密切與橫琴、義烏等地區聯動合作，推動跨境電商業務創新合作新實踐。

(iii) Promoting cross-border collaboration and cooperation innovatively. ICBC (Macau) responded to the call by mobilizing nearly 30 local businessmen to participate in the third China International Import Expo (CIIE). Erecting a financial bridge that connected Macao with the mainland and the international community for economic and trade exchanges, we also helped overseas companies to get deeply involved in the Chinese market, a move that promoted the sharing of resources available at home and abroad. Relying on the advantages of the Macao Cross-border E-commerce Industry Association platform, we pooled together the forces of local government and all sectors of society and maintained close contact with Hengqin, Yiwu and other places to promote new practices in developing cross-border e-commerce business with innovative and joint efforts.

社會責任報告書 Social Responsibility Report *(續 Continued)*

五、 積極服務國家戰略

(i) 支持粵港澳大灣區建設。依託集團業務平台和本地主流銀行優勢，助力澳門融入國家發展大局。2020年累計辦理大灣區各類貸款(不含澳門本地)199億元。密切跟進大灣區及琴澳金融開放政策，在跨境資產轉讓、理財產品發行，以及跨境抵押登記服務、跨境遠端代辦工商註冊登記服務等方面實現多項創新，並在琴澳私募股權融資、跨境集合理財等方面進行了積極探索，深化了粵澳合作。

(ii) 積極參與大型銀團貸款和重大專案融資。牽頭或聯合籌組併購銀團95億美元，支持央企海外收購，打響了工銀澳門在海外大項目銀團市場的影響力，並在全球結算、資金池、跨境投融業務等方面展開了深度合作。工銀澳門連續兩年榮獲境外機構公司業務發展評價第一名，兩個海外收並購項目獲評總行「公司金融最佳項目」。

V. Serving to implement the national strategies vigorously

(i) Supporting the development of the Guangdong-Hong Kong-Macao Greater Bay Area ("the Greater Bay Area"). Relying on the ICBC Group's business platforms and the advantages as a local mainstream bank, ICBC (Macau) helped Macao integrate itself into the overall development of China. In 2020, we handled various loans worth MOP19.9 billion in the Greater Bay Area (excluding those processed in Macao). Acutely conscious about the financial opening policies of the Greater Bay Area and the Hengqin-Macao market, we made a number of innovations in cross-border asset transfer, wealth management product issuance, cross-border mortgage registration services, remote agency delivery of cross-border business registration services, and other aspects. Besides, fruitful explorations were conducted in the fields of private equity financing, cross-border collective wealth management and beyond, thus enhancing cooperation between Guangdong and Macao.

(ii) Actively participating in large-scale syndicated loan and major project financing projects. ICBC (Macau) completed and underwrote the M&A syndicated loan worth USD9.5 billion, and supporting the state-owned enterprises in overseas M&A activities, increasing market influence in the overseas syndicated loan market for large scale projects and carried out in-depth cooperation in global settlement, fund pooling, crossborder investment and financing and other fields of business. ICBC (Macau) won the first place among all overseas institutions of ICBC in corporate banking business development for two consecutive years. Two of the projects were rated as the "Best Corporate Finance Projects" by the ICBC Head Office.

社會責任報告書 Social Responsibility Report *(續 Continued)*

(iii) 「穩外資、穩外貿」。依託分行牌照優勢，加強與境內外機構聯動，持續提升工商銀行金融服務能力。累計向近30戶「春融行動」核心客戶發放各類融資百億元，走在系統內前列，為國家「穩外資、穩外貿」作出了積極貢獻。同時，積極落實總行跨境撮合工作部署，配合境內做好跨境招商活動。聯合四川分行開展了「成都天府新區-澳門投資招商」活動，澳門貿促局、中聯辦貿易處相關領導及若干客戶參加，密切了各方合作關係；組織參加四川省涼山州政府的「雲招商」活動，在聯動招商等方面，得到社會各界充分肯定。

(iii) Stabilizing foreign investment and foreign trade. Relying on the advantages presented by the branch license, ICBC (Macau) strengthened joint action with domestic and overseas institutions to boost ICBC's financial service capabilities constantly. We granted various types of financing worth MOP10 billion to nearly 30 core customers under the "Chunrong Action". Coming at the forefront of the entire ICBC apparatus, we did our part to help China "stabilize foreign investment and foreign trade". At the same time, we actively implemented the cross-border matchmaking arrangements made by the ICBC Head Office, and cooperated with the domestic institutions to carry out cross-border investment invitation activities properly. Specifically, we teamed up with Sichuan Branch to stage the "Chengdu Tianfu New Area-Macao Investment Invitation" activity. Also present at the site were officials from the Macau Trade and Investment Promotion Institute and the Trade Division of the Liaison Office as well as a number of customers. The event enabled all parties to cement their ties. Besides, we also organized and participated in the cloud investment invitation activity sponsored by Liangshan Prefecture Government of Sichuan Province. These moves we had adopted in aspects such as joint investment invitation were well recognized by all sectors of society.

六、 熱心社會公益慈善

2020年，工銀澳門繼續以樂善好施的精神奉獻社會、回饋社會，自覺履行企業公民責任。繼續向澳門大學、澳門科技大學、澳門理工學院和澳門城市大學提供獎學金。依託工銀大學-澳門青年金融人才培訓學院，組織開展線上防疫知識講座、專業主題講座等內容，扶助文教事業發展；向澳門歷史悠久、影響力大的民間慈善機構同善堂捐贈善款，造福社群；向公益基金會捐款並組織全行參加「線上百萬行」活動，承擔社會責任；加強與進步社團聯繫與互動，攜手明愛捐贈愛心福包、生活必需品等10萬元物資，扶危助困、關愛病弱，傳遞熱心公益的良好企業形象，造福社群。

VI. Devoted to public welfare

In 2020, ICBC (Macau) kept giving back to society with a benevolent spirit, and consciously fulfilled the responsibilities due to a corporate citizen. To be specific, we continued to provide scholarships for the University of Macau, Macau University of Science and Technology, Macao Polytechnic Institute and City University of Macau. Relying on the ICBC University-Macao Training College of Young Financial Talents, we delivered online lectures on pandemic prevention knowledge, professional business skills, and other domains of content to support the development of cultural and educational undertakings. We made donations to the Macau Tung Sin Tong Charitable Society, a time-honored, prestigious

社會責任報告書 Social Responsibility Report *(續 Continued)*

private charity organization in the region. At the same time, we also donated money to charity foundations and organized all staff members to participate in the "Walk for A Million", an online CSR activity. As to the enhanced contact and interaction with progressive social groups, we joined hands with Caritas to donate blessing bags and daily necessities worth MOP100,000 to those in need. These moves helped us shape a public-spirited corporate image and give back to the local community.

七、 言商言政培育愛國力量

認真踐行言商言政職責，積極協助澳門特區政府及中聯辦廣泛凝聚人心，壯大愛國愛澳力量，確保「一國兩制」偉大事業後繼有人。積極組織開展多層次專業培訓，重點加強核心員工與年輕人才儲備，為轉型發展提供基礎，為澳門社會培養多元金融人才；重點培養一批文化素質高、業務能力強、擁護「一國兩制」的本地員工作，並積極推薦加入傳統愛國愛澳社團，壯大愛國愛澳力量；持續加強國情教育，組織本澳重點客戶及行內員工參加第三屆上海國際進口博覽會，並參觀「四行倉庫」愛國主義教育基地，以及「上海銀行博物館」、上海中心大廈等現代人文景觀，促進廣大澳門同胞對國家政治經濟體制的認知，達到深化了解、增進認同、凝聚共識目標。

VII. Raising the sense of patriotism

ICBC (Macau) earnestly assumed commercial and political responsibilities, by assisting the Macao SAR Government and the Liaison Office in bringing people together, expanding the patriotic united front, and guaranteeing offspring for the "One Country, Two Systems" undertakings. We vigorously organized and delivered multi-level professional training courses, which were primarily intended to increase the reserve of young backbone employees, provide the intellectual basis for business transformation and development, and turn out diversified financial talents for the local society. With respect to personnel management, we focused on training native employees who came from good educational backgrounds, demonstrated strong business competences, and supported the "one country, two systems" undertakings, and recommended employees to join the patriotic forces represented by the time-honored patriotic societies. We continued to strengthen education in national conditions. Specifically, representatives of native customers and employees were arranged to participate in the 3rd CIIE in Shanghai where they also visited the Sihang Warehouse, a patriotic education base, and many modern cultural sites, including Shanghai Bank Museum and Shanghai Tower. These activities helped Macao compatriots enhance their understanding and recognition of China's political and economic system, turning out a good way to build consensus.

社會責任報告書 Social Responsibility Report *(續 Continued)*

八、 大力支持脱貧攻堅

始終將脱貧攻堅作為海外機構「守初心、擔使命」的重要實踐載體，按照中央及總行系列部署，創新跨境扶貧方式，加大跨境扶貧力度，確保取得扶貧攻堅勝利。積極對接四川當地扶貧工作需求，依託澳門跨境電商協會平台，以及工銀澳門手機銀行「惠生活」平台，拓展當地特色產品銷售管道，已完成首批價值30餘萬元人民幣的跨境扶貧採購工作，後續將繼續深入推進扶貧工作落地見效。全面落實川澳跨境扶貧工作事項，廣泛動員員工捐款5萬餘元，及時為南江黑譚鄉元頂小學捐贈空調、洗衣機、烘乾機等電器設施，送去澳門同胞對留守兒童的關心關愛；按照總行統一部署，組織與四川方面跨境撮合和招商引資工作，分別邀請川澳政府部門以及澳門優質企業參加兩場線上投資招商活動，達成廣泛合作共識。

VIII. Going all out to support the critical fight against poverty

ICBC (Macau) always regards poverty alleviation as an integral part of its endeavors to "stay true to the founding mission" like any other overseas institution of ICBC. In accordance with the series of plans made by the CPC Central Committee, the State Council and the Head Office, we in 2020 came up with innovative methods and stepped up efforts for cross-border poverty alleviation, with a view to securing a victory in the critical fight against poverty. Conscious about actual needs of the poverty relief work in Sichuan and relying on the Macao Cross-border E-Commerce Industry Association platform and the life platform in mobile banking, we opened up more channels to sell specialty products from Sichuan in Macao, completed purchasing the first batch of goods worth more than RMB300,000 under the cross-border poverty alleviation initiative, and would work harder to make sure all poverty alleviation moves could be put in place in the future. To press ahead with the Sichuan-Macao cross-border poverty alleviation initiative on all fronts, we mobilized employees to donate more than MOP50,000 and donated the much-needed household appliances like air conditioners, washing machines and dryers to Yuanding Primary School at Heitan Township, Nanjiang County, as a move showing care and love for the left-behind children. As per the unified arrangements of the ICBC Head Office, we organized a cross-border business matchmaking and investment invitation activity between Macao and Sichuan. Government officials on both sides and high-quality enterprises in Macao were invited to participate in two online investment promotion activities, where they reached a consensus on extensive cooperation.

社會責任報告書 Social Responsibility Report *(續 Continued)*

2020 年 3 月，工銀澳門拜會賀一誠，彙報疫情防控工作。
In March 2020, ICBC (Macau) paid an official visit to Mr. Ho Iat Seng, the Chief Executive of Macao, briefing him on the work it had done for pandemic prevention and control.

工銀澳門全力確保疫情期間銀行基礎服務運作。
ICBC (Macau) went all out to ensure the delivery of basic banking services during the pandemic response.

疫情期間，工銀澳門向社團及高校等捐贈防疫物資。
ICBC (Macau) donated pandemic prevention supplies to social groups and universities during the pandemic response.

2020 年 3 月 16 日，工銀澳門接受中央電視台專題採訪。
ICBC (Macau) gave a special interview with CCTV on 16 March 2020.

2020 年，工銀澳門完成董事會改選，增聘兩位獨立董事。
In 2020, ICBC (Macau) completed the replacement of the Board of Directors and recruited two independent directors.

2020 年 3 月，澳門跨境電子商務行業協會攜澳門知名政商人士拜訪橫琴新區管委會，商討琴澳跨境電商合作機會。
In March 2020, the Macao Cross-border E-commerce Industry Association, along with many local well-known political and business figures, visited the Hengqin New Area Management Committee to discuss opportunities for the two places to give cross-border e-commerce cooperation.

社會責任報告書 Social Responsibility Report *(續 Continued)*

工銀澳門攜手澳門電訊推出全澳首張聯名虛擬卡。
ICBC (Macau) teamed up with CTM to launch the first co-branded virtual card in the region.

工銀澳門首家開展「灣區帳戶通」服務試點。
ICBC (Macau) launched the "Bay Area Account Connect" service on a trial basis.

2020 年 11 月，工銀澳門與珠海、香港、江門等四地聯合簽署《政務服務及不動產登記「跨城（境）辦理」合作框架協議》。
In November 2020, ICBC (Macau) signed the Framework Agreement on Cooperation in Cross-city/Cross-border Government Service Delivery and Real Estate Registration with four places including Zhuhai, Hong Kong and Jiangmen.

2020 年 11 月，工銀澳門攜澳門跨境電商協會共同赴義烏與當地市政府、人民銀行座談交流，洽談金融發展和跨境電商合作。
In November 2020, ICBC (Macau), along with the Macao Cross-border E-commerce Industry Association, went to Yiwu to discuss with the local municipal government and PBOC office about the possibilities for collaboration in financial development and cross-border e-commerce.

2020 年 12 月，參加集團粵港澳大灣區聯席會議，並與系統內粵深港等機構簽署《粵港澳大灣區聯席會議備忘錄》。
In December 2020, ICBC (Macau) participated in a joint conference convened by the ICBC Group for the Greater Bay Area, and signed the memorandum with other ICBC institutions in Guangdong, Shenzhen and Hong Kong.

2020 年 8 月，工銀澳門機構聯動澳門貿促局、澳門中聯辦貿易處等，與四川成都分行、成都天府新區開展跨境招商活動。
In August 2020, ICBC (Macau) partnered with the Macau Trade and Investment Promotion Institute and the Trade Division of the Liaison Office to carry out cross-border investment invitation activities with Sichuan Chengdu Branch and Chengdu Tianfu New Area.

社會責任報告書 Social Responsibility Report *(續 Continued)*

2020年以來，工銀澳門集中總部資源優勢，為來自澳大、科大、城大等三所大學300多名學生完成線上金融授課，並邀請著名防疫專家為廣大師生及澳門市民舉辦兩場線上防疫講座，反響良好。
Since 2020, ICBC (Macau) leveraged the superior resources of the ICBC Head Office to provide online financial lectures for more than 300 students from the University of Macau, Macau University of Science and Technology and City University of Macau, and invited well-known pandemic control experts to give a vast number of teachers and students as well as local residents two online seminars on pandemic prevention, all of which met with a warm reception.

2020年12月，工銀澳門繼續向民間公益慈善機構公益基金會、同善堂等捐贈善款，造福社群。
In December 2020, ICBC (Macau) continued to donate money to non-governmental charities including charity foundations and Macau Tung Sin Tong Charitable Society, as a move to benefit the local community.

2020年12月，工銀澳門繼續向民間公益慈善機構公益基金會、同善堂等捐贈善款，造福社群。
In December 2020, ICBC (Macau) continued to donate money to non-governmental charities including charity foundations and Macau Tung Sin Tong Charitable Society, as a move to benefit the local community.

2020年11月，工銀澳門組織澳門企業參觀「四行倉庫」等愛國主義教育基地，培育愛國愛澳情懷。
In November 2020, ICBC (Macau) arranged some representatives of local companies to visit many patriotic education bases including the Sihang Warehouse in Shanghai to raise the sense of patriotism among the public.

跨境扶貧工作開展以來，工銀澳門積極對接並了解四川當地扶貧工作需求，創新拓展當地特色產品銷售管道，取得積極成效。
After the launch of the cross-border poverty alleviation initiative, ICBC (Macau) actively figured out the actual needs of the local poverty relief work in Sichuan, and opened up innovative channels to sell specialty products of Sichuan in Macao, with positive results achieved.

辦事處及分行 Offices and Branches

澳門區 Macau

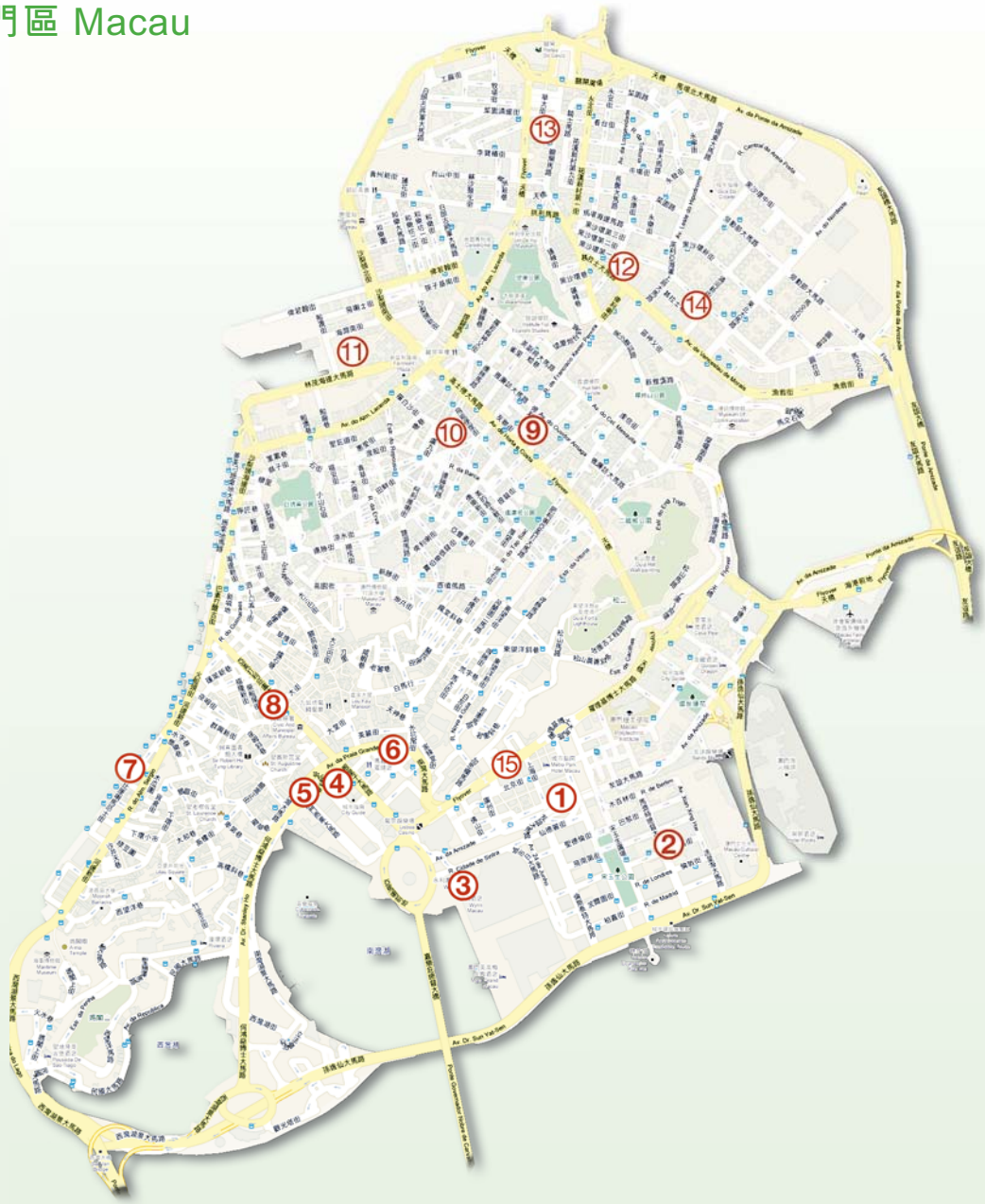

辦事處及分行 Offices and Branches *(續 Continued)*

辦事處	Offices
① 中國工商銀行(澳門)股份有限公司 澳門友誼大馬路555號 澳門置地廣場工銀(澳門)中心 電話：2855 5222 傳真：2857 0758	Industrial and Commercial Bank of China (Macau) Limited ICBC Tower, Macau Landmark, 555 Avenida da Amizade, Macau Tel: 2855 5222 Facsimile: 2857 0758
① 工銀(澳門)投資股份有限公司 澳門友誼大馬路555號 澳門置地廣場工銀(澳門)中心19樓 電話：2855 5222 傳真：2875 5699	Industrial and Commercial Bank of China (Macau) Capital Limited 19/F, ICBC Tower, Macau Landmark, 555 Avenida da Amizade, Macau Tel: 2855 5222 Facsimile: 8398 2360
① 工銀(澳門)退休基金管理股份有限公司 澳門友誼大馬路555號 澳門置地廣場工銀(澳門)中心19樓 電話：2855 5222 傳真：2878 0678	ICBC (Macau) Pension Fund Management Company Limited 11/F, ICBC Tower, Macau Landmark, 555 Avenida da Amizade, Macau Tel: 2855 5222 Facsimile: 2878 0678
誠興創建有限公司 香港干諾道中一四八號 粵海投資大廈十三樓 電話：2165 6533 傳真：(852)2851 7266	SengHeng Development Company Limited 13/F Guangdong Investment Tower, 148 Connaught Road Central, Hong Kong Tel: (852)2165 6533 Facsimile: (852)2851 7266
分行	Branches
① 置地總行營業部 澳門友誼大馬路555號，澳門置地廣場地下002,005,006,007,008,009號舖 電話：8398 2885 傳真：2878 5510	Main Branch Shop 002,005,006,007,008,009, Landmark, 555 Avenida da Amizade, Macau Tel: 8398 2885 Facsimile: 2878 5510
② 宋玉生廣場分行 布魯塞爾街148-152號， 馬濟時總督大馬路278-280號 恒基花園地下AU座至AX座 電話：8398 7083 傳真：2875 5199	Song Iok Sang Kuong Cheong Branch Rua De Bruxelas Nos 148-152, Avenida do Governador Jaime Silverio Marques Nos 278-280, Jardim Hang Kei AU-AX, Macau Tel: 8398 7083 Facsimile: 2875 5199
③ 葡京分行 澳門友誼大馬路葡京酒店地下 電話：8398 2268 傳真：2856 2536	Hotel Lisboa Branch Av. da Amizade, S/N, Hotel Lisboa, R/C, Macau Tel: 8398 2268 Facsimile: 2856 2536
④ 南灣(互助會)分行 澳門南灣大馬路490號 互助會大廈地舖 電話：8398 7105 傳真：2871 0066	PG (Montepio) Branch Ave. da Praia Grande 490 Edf. Montepio R/C, Macau Tel: 8398 7105 Facsimile: 2871 0066
⑤ 南灣(灣景)分行 澳門南灣大馬路351號 電話：8398 2288 傳真：2833 9077	PG (Wan Keng) Branch 351, Av. da Praia Grande, R/C, Macau Tel: 8398 2288 Facsimile: 2833 9077
⑥ 金來分行 澳門羅保博士街22號 金來大廈第四座地下M座 電話：8398 7472 傳真：2871 5692	Kam Loi Branch Rua do Dr. Pedro Jose Lobo No.22, Kam Loi IV, R/C "M", Macau Tel: 8398 7472 Facsimile: 2871 5692
⑦ 下環街服務中心 (個人貸款服務/中小企服務) 澳門河邊新街109號 光河大廈地下A座 電話：8398 7602 傳真：2826 0802	Ha Wan Kai Service Center (Personal Loan Service/Small and Medium Enterprise Service) Rua do Almirante Sergio No. 109, Kuong Ho R/C A, Macau Tel: 8398 7602 Facsimile: 2826 0802
⑧ 新馬路(議事亭)分行 澳門亞美打利庇盧大馬路(新馬路)257至263號地下A, B舖 電話：8398 7113 傳真：2838 9220	SML (Largo do Senado) Branch Avenida de Almeida Ribeiro, No.257-263, Macau Tel: 8398 7113 Facsimile: 2838 9220
⑨ 高士德分行 澳門高士德大馬路44, 44-A及44-B號 潮福中心A-C座 電話：8398 7166 傳真：2821 6163	Horta e Costa Branch Avenida de Horta e Costa Nº44, 44-A e 44-B Centro Chiu Fok A-C Tel: 8398 7166 Facsimile: 2821 6163
⑩ 三盞燈服務中心 (中小企服務/個人貸款服務) 澳門嘉路米耶圓形地(三盞燈)2-C號 嘉樂花園地下F座 電話：8398 7630 傳真：2821 1424	Sam Chan Dang Service Center (Small and Medium Enterprise Service/ Personal Loan Service) Rotunda de Carlos da Maia No. 2-C, Jardim Ka Loc R/C-F, Macau Tel: 8398 7630 Facsimile: 2821 1424
⑪ 海擎天分行 澳門林茂海邊大馬路 海擎天地下E舖 電話：8398 7236 傳真：2822 1090	Hoi Keng Tin Branch Avenida Marginal do Lam Mau, The Praia R/C E, Macau Tel: 8398 7236 Facsimile: 2822 1090
⑫ 黑沙環分行 澳門黑沙環慕拉士大馬路 利豐閣地下AD-AG舖 電話：8398 2308 傳真：2853 1660	Areia Preta Branch Av. de Venceslau de Morais, Edf. Lei Fung Kok, R/C, AD-AG, Macau Tel: 8398 2308 Facsimile: 2853 1660
⑬ 台山分行 澳門亞馬喇士腰(關閘馬路)64-K號 怡南大廈地下I-J座 電話：8398 7121 傳真：2823 8666	Toi San Branch Istmo de Ferreira do Amaral Nº 64-K, Yi Nam Rés-do-Chão I-J, Macau Tel: 8398 7121 Facsimile: 2823 8666
⑭ 激成分行 澳門慕拉士大馬路167號 激成工業大廈地下I座 電話：8398 7398 傳真：2841 0162	Kek Seng Branch Avenida de Venceslau de Morais No.167, Ind. Kek Seng R/C "I", Macau Tel: 8398 7398 Facsimile: 2841 0162
⑮ 南光大廈分行 澳門羅理基博士大馬路223-225號 南光大廈地下舖位C單位 電話：8398 2556 傳真：2831 3320	Nam Kwong Building Branch Nam Kwong Building R/C C, Avenida do Dr. Rodrigo Rodrigues No.223-235, Macau Tel: 8398 2556 Facsimile: 28313320

辦事處及分行 Offices and Branches *(續 Continued)*

路氹區 Cotai

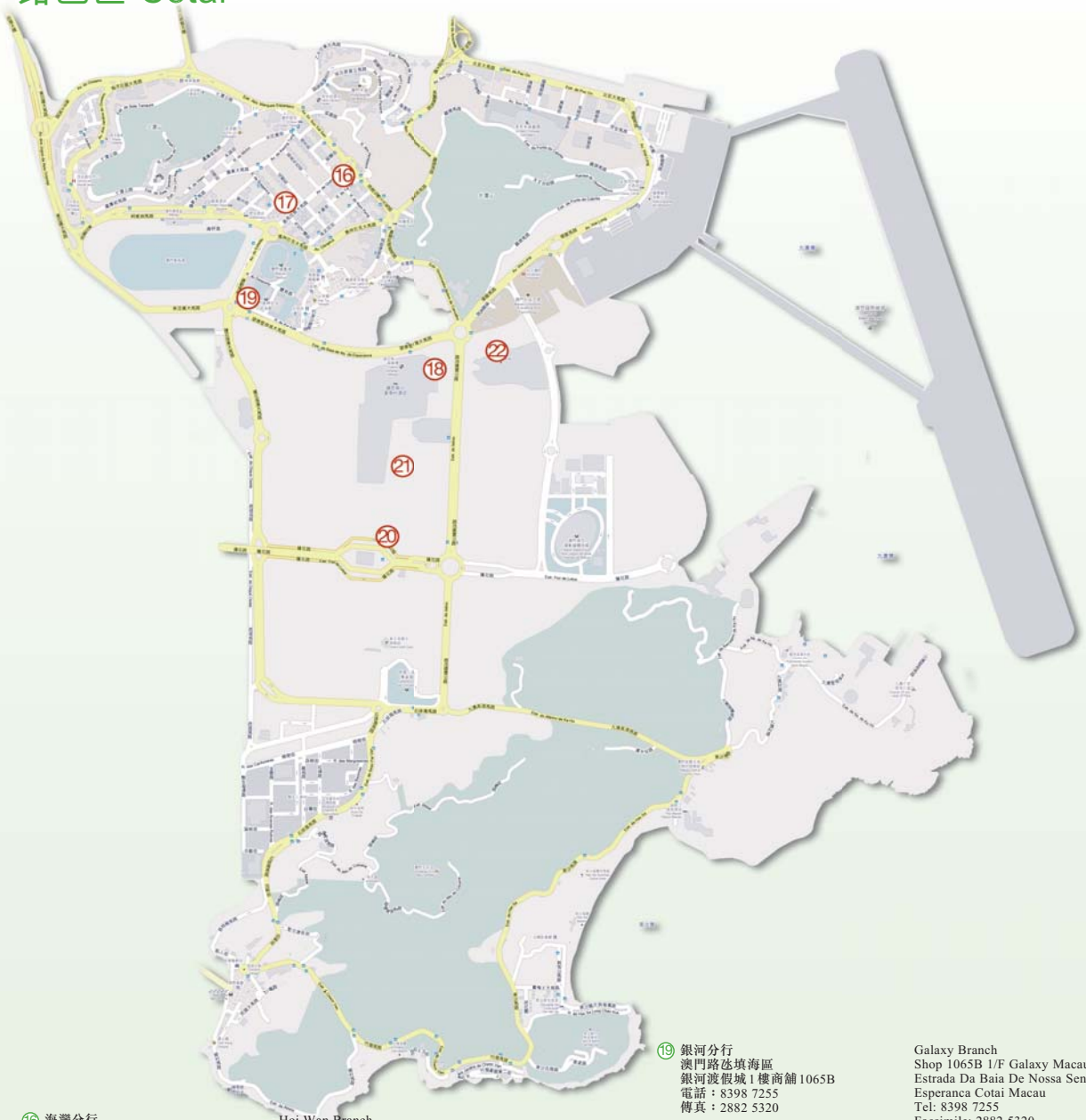

⑯ 海灣分行
澳門氹仔大連街389號
寶龍花園地下G座
電話：8398 7197
傳真：2886 8613

Hoi Wan Branch
Rua de Tai Lin No. 389,
Pou Long Fa Un, R/C "G", Taipa, Macau
Tel: 8398 7197
Facsimile: 2886 8613

⑰ 濠景分行
澳門氹仔成都街281-293號
濠景花園
第21, 23座地下G座
電話：8398 7388
傳真：2883 5115

Nova Taipa Branch
Rua de Seng Tou Nos.281-293,
Urbanização da Nova Taipa – Fase 1
Bloco 21, 23 R/C "G", Taipa
Tel: 8398 7388
Facsimile: 2883 5115

⑱ 威尼斯人分行
澳門氹仔路氹金光大道
望德聖母灣大馬路澳門
威尼斯人度假村 —
酒店大運河購物中心
大運河街861舖
電話：8398 7149
傳真：2882 8278

Venetian Branch
Shop 861, Grand Canal Street, Shoppes Grand
Canal, The Venetian Macao Resort Hotel,
Estrada da Baia de Nossa Senhora da
Esperança, s/n, Cotai Strip, Taipa
Tel: 8398 7149
Facsimile: 2882 8278

⑲ 銀河分行
澳門路氹填海區
銀河渡假城1樓商舖1065B
電話：8398 7255
傳真：2882 5320

Galaxy Branch
Shop 1065B 1/F Galaxy Macau Resort,
Estrada Da Baia De Nossa Senhora Da
Esperanca Cotai Macau
Tel: 8398 7255
Facsimile: 2882 5320

⑳ 新濠影滙分行
澳門路氹連貫公路
(地段G300,G310及G400),
新濠影滙L02-2033號舖
電話：8398 7575
傳真：2885 2390

Studio City Branch
Shop no.L02-2033, Studio City Macau,
Estrada do Istmo (Lotes G300, G310 e G400),
Cotai, Macau
Tel: 8398 7575
Facsimile: 2885 2390

㉑ 巴黎人分行
澳門路氹金光大道連貫公路
澳門巴黎人5樓商舖3517
電話：8398 7618
傳真：2877 0108

Parisian Branch
Shop No. 3517, Level 5, The Parisian Macao,
Estrada do Istmo, Lote 3, Cotai Strip, Coloane,
Macau
Tel: 8398 7816
Facsimile: 2877 0108

㉒ 新濠天地分行
澳門路氹連貫公路
新濠天地新濠大道2樓F293號商舖
電話：8398 7360
傳真：2876 3108

City of Dreams Branch
Shop F293, Level 2, The Boulevard City of
Dreams, Estrada do Istmo, Cotai, Macau
Tel: 8398 7360
Facsimile: 2876 3108

國際互聯網網址 Internet website: www.icbc.com.mo
(電子銀行登入地址 E-banking login address)

ICBC

工银澳门