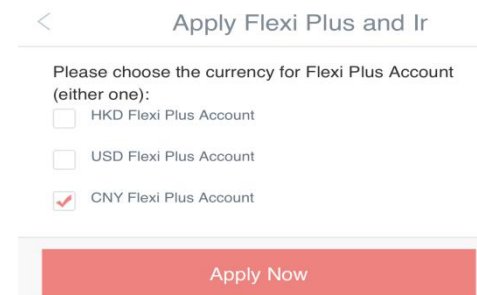
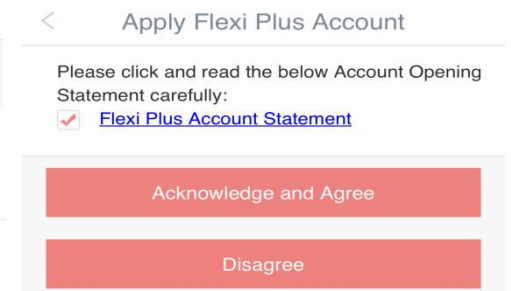
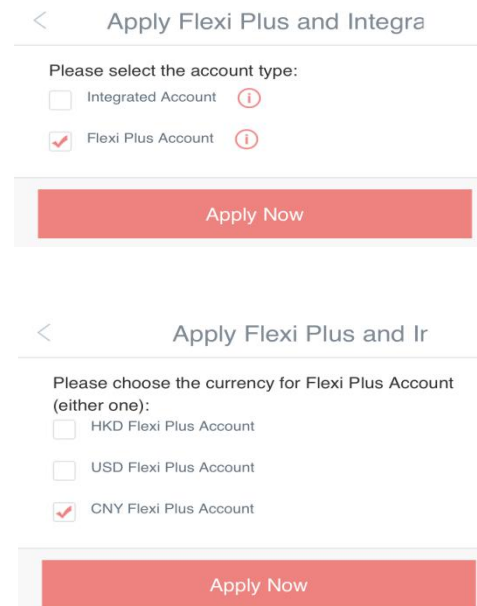
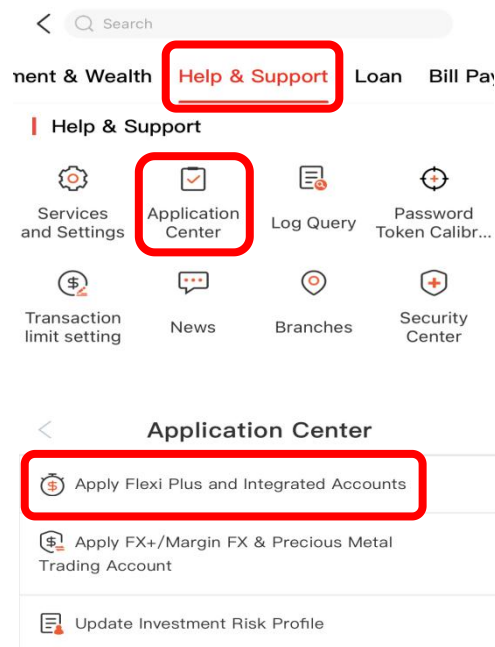



“Flexi Plus” Account Mobile Banking Guideline

(The following functions are only applicable to iPhone/ Android users except WAP version.)

A. “Flexi Plus” Account Opening Application

Step 1: Click “All - Help & Support - Application Center”, and then click “Apply Flexi Plus Account and Integrated Accounts”, then click “Flexi Plus Account” and choose the decided currency ; Read the “Flexi Plus” Account Terms and Conditions and Master Terms and Conditions, and then click “Acknowledge and Agree” after understanding the Terms and Condition



Step 2: Select settlement account (must be a same currency savings accounts)

< Apply Flexi Plus Account

Account Type: CNY Flexi Plus Account

Settlement Account:
86182 e-Age Banking Account-CNY Savings v

Flexi Plus Settlement Account:
Integrated Account-CNY Savings

Currency: CNY

Signature Format : Reference Account
86182 e-Age Banking Account-CNY Savings

The Statement Arrangement : Registered Mailing Address, delivery method and issue cycle according to 86182 e-Age Banking Account-CNY Savings

Registered Mailing Address : (ASIA)
PI *****

227, NTRAL, H.K.

Mobile Number : 852 54 ****

Email Address : ail****@gmail.com

Account Purpose :

Savings Investment

Payroll Remittance

Handle Personal Handle Corporate

Step 3: After confirming CRS requirement, select "I acknowledge and agree the Agreement and Declaration"

< Apply Flexi Plus Account

be disclosed.

Jurisdiction of Residence	TIN (if any)	Enter Reason A, B or C if no TIN is available
Hong Kong, China (update)		v
Please Select v		v
Please Select v		v
Please Select v		v
Please Select v		v

¹ The term "TIN" means Taxpayer Identification Number or a functional equivalent in the absence of a TIN. A TIN is a unique combination of letters or numbers assigned by a jurisdiction to an individual or an Entity and used to identify the individual or Entity for the purposes of administering the tax laws of such jurisdiction. Some jurisdictions do not issue a TIN. However, these jurisdictions often utilise some other high integrity number with an equivalent level of identification (a "functional equivalent") (e.g. a social security/insurance number, citizen/personal identification/service code/number, and resident registration number).

²"Reportable account" has the meaning given to it in section 50A of the IRO.

Part 3: Agreement And Declaration

I acknowledge and agree the Agreement and Declaration

Reset Next

Step 4: Verify the account opening information, and then click “Submit”

Step 5: Account opening is completed when “Account Opened Successfully” is shown.

< Apply Flexi Plus Account >>>

 **Account Opened Successfully!**

Reference number : 1361

Time : 2021-04-09 21:08:07

Account Type: CNY Flexi Plus Account

Flexi Plus Account: 8618221

Settlement Account: 861823 e-Age Banking Account-CNY Savings

Currency: CNY

Signature Format : Reference Account 861823 e-Age Banking Account-CNY Savings

The Statement Arrangement : Registered Mailing Address, delivery method and issue cycle according to 86182 e-Age Banking Account-CNY Savings

Registered Mailing Address : (ASIA)
F

227, ID, CENTRAL, H.K.

Mobile Number : 852 54 *****

Email Address : ali*****@gmail.com

Account Purpose : Savings

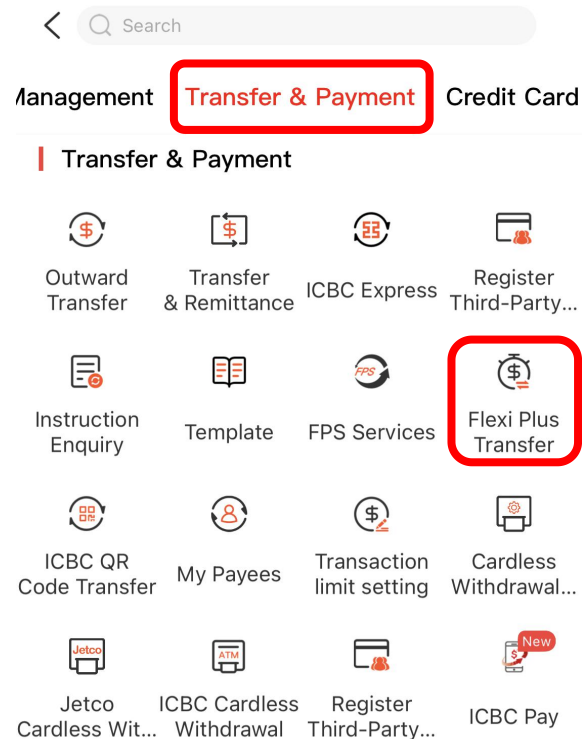

Self-Certification Form

Instructions:

Please complete the self-certification and declaration in this

B. “Flexi Plus” Account Transfer – Deposit

Step 1: Enter “All”, and then click “Flexi Plus Transfer” (Deposit/ Withdrawal is allowed during registration period; only withdrawal is allowed outside registration period)

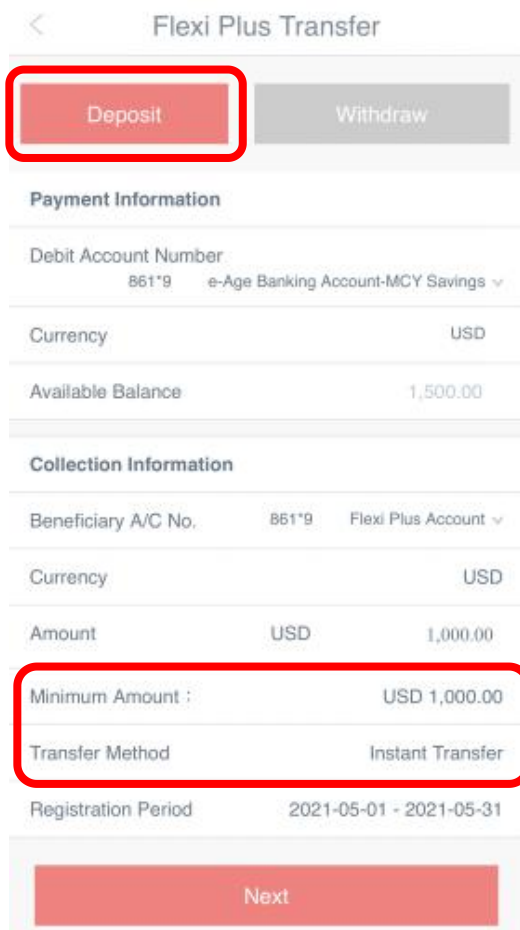


Step 2: Debit account is preset as the settlement account of “Flexi Plus” account. Beneficiary account is set as “Flexi Plus” account. Account selection is not necessary.

Step 3: Enter transfer amount (the minimum transfer amount of the current Flexi Plus promotion is shown under transfer amount)

Step 4: Verify the transfer information and then click “Submit”

Step 5: Transfer is completed when “Transaction Successful” is shown



Flexi Plus Transfer

Deposit Withdraw

Payment Information

Debit Account Number
861*9 e-Age Banking Account-MCY Savings

Currency USD

Available Balance 1,500.00

Collection Information

Beneficiary A/C No. 861*9 Flexi Plus Account

Currency USD

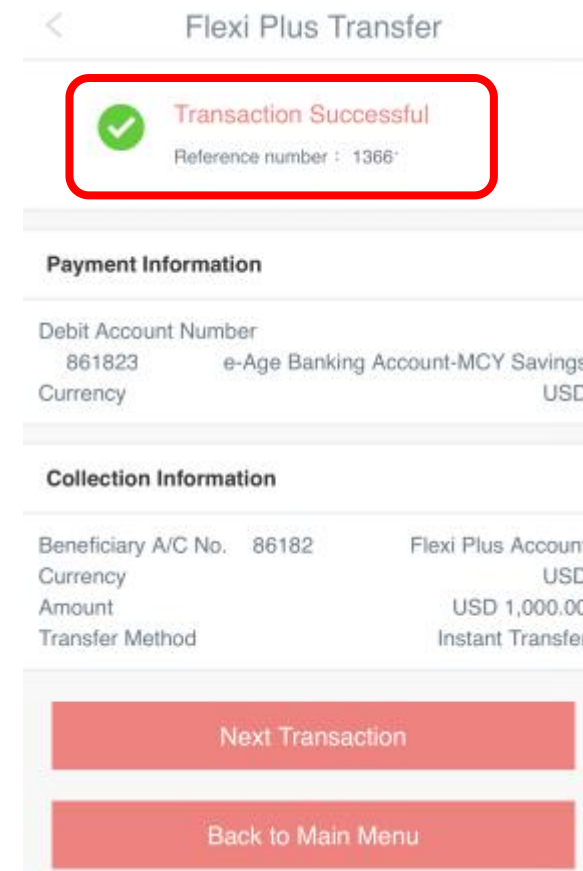
Amount USD 1,000.00

Minimum Amount : USD 1,000.00

Transfer Method Instant Transfer

Registration Period 2021-05-01 - 2021-05-31

Next



Flexi Plus Transfer

Transaction Successful
Reference number : 1366*

Payment Information

Debit Account Number
861823 e-Age Banking Account-MCY Savings

Currency USD

Collection Information

Beneficiary A/C No. 86182 Flexi Plus Account

Currency USD

Amount USD 1,000.00

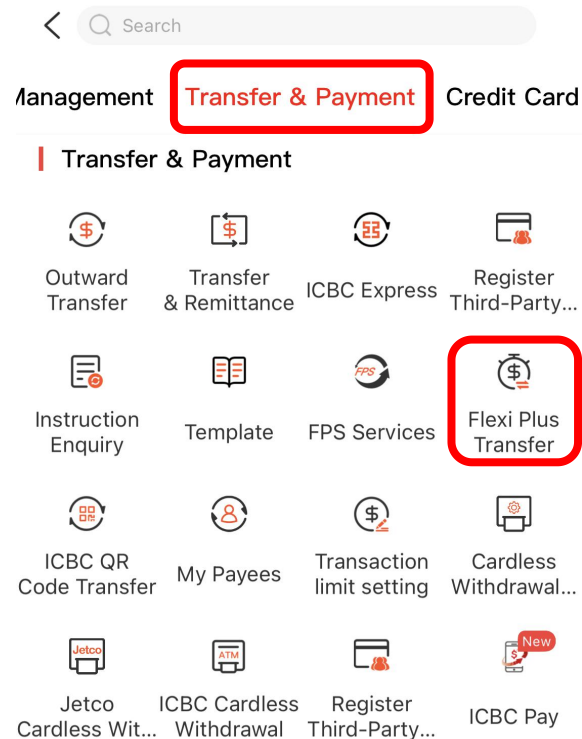

Transfer Method Instant Transfer

Next Transaction

Back to Main Menu

C. “Flexi Plus” Account Transfer – Withdraw

Step 1: Enter “All”, and then click “Flexi Plus Transfer” (Deposit/ Withdrawal is allowed during registration period; only withdrawal is allowed outside registration period)



Step 2: Select Debit account (i.e. a Flexi Plus sub-account). Beneficiary account is preset as the settlement account of Flexi Plus account.

Step 3: Enter the transfer amount

Step 4: Verify the transfer information and then click “Submit”

Step 5: Transfer is completed when “Transaction Successful” is shown

Flexi Plus Transfer

Deposit Withdraw

Payment Information

Debit Account Number 861*0001 Flexi Plus Account ▾

Currency USD

Available Balance 1,000.00

Collection Information

Beneficiary A/C No. 861* e-Age Banking Account-MCY Savings ▾

Currency USD

Amount USD 500.00

Transfer Method Instant Transfer

Next

Flexi Plus Transfer

Transaction Successful
Reference number : 136

Payment Information

Debit Account Number 861822 -00001 Flexi Plus Account

Currency USD

Collection Information

Beneficiary A/C No. 861823 e-Age Banking Account-MCY Savings

Currency USD

Amount USD 500.00

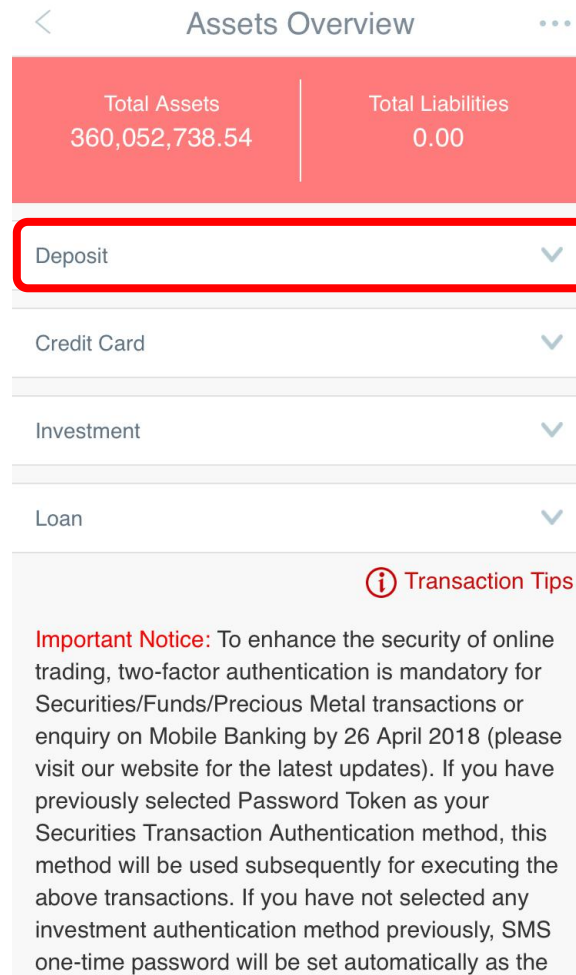

Transfer Method Instant Transfer

Next Transaction

Back to Main Menu

D. Inquire “Flexi Plus” Account Record

Step 1: Click “My Portfolio”, then click “Deposit” to look for “Flexi Plus Account”



Step 2: Clicking the “Flexi Plus” Account will bring you to the “Asset overview detail page”, in which you can click “Detail Inquiry” to enter “Inquire Flexi Plus Sub-account page” for inquiring the sub-accounts under “Flexi Plus” Account.

Step 3: Click a Flexi Plus sub-account to inquire its transaction details. Alternatively, click “More” to inquire its details up to one year.

Assets Overview

A/C No.	861822	>
Account Type	e-Age Banking Account-CNY Savings	
Ledger Bal.(HKD equivalent)	0.00	
A/C No.	861822	>
Account Type	Flexi Plus Account	
Ledger Bal.(HKD equivalent)	19,383.50	

Credit Card

Investment

Loan

Assets overview and account details

A/C Number	861822
Account Type	Flexi Plus Account
Ledger Balance	USD 2,000.00
Ledger Balance(HKD equivalent)	15,507.10
Available Bal.	N/A
Status	Normal

Detail Inquiry

Flexi Plus Transfer

Inquire Flexi Plus sub-account

A/C No.	861822	-00001>
Account Type	Flexi Plus Account	
Balance	USD 1,000.00	
Available Bal.	USD 1,000.00	
Status	Normal	

A/C No.	861822	-00002>
Account Type	Flexi Plus Account	
Balance	USD 1,000.00	
Available Bal.	USD 1,000.00	
Status	Normal	

Transaction Details

Flexi Plus Account USD 1,000.00

861822 -00001

MAY 2021 +1,500.00 -500.00

13 Thursday	Transfer Withdrawal	-500.00>
01 Saturday	Transfer Deposit	+1,500.00>