

ICBC Asset Management (Global) Funds – ICBC Asset Management Asia Selection Growth Fund

- The ICBC Asset Management Asia Selection Growth Fund (the “Sub-Fund”) may invest primarily in certain industries or geographical regions. To the extent that an industry or a geographical region in which the Sub-Fund invests fall out of favor, the Sub-Fund’s performance may be negatively affected.
- Equity markets may fluctuate significantly with prices rising and falling sharply, and this will have a direct impact on the Sub-Fund’s net asset value. When equity markets are extremely volatile the Sub-Fund’s net asset value may fluctuate substantially.
- Investment in emerging markets involve special considerations and risks. These include a possibility of nationalization, expropriation or confiscatory taxation, foreign exchange control, political changes, government regulation, social instability or diplomatic developments which could affect adversely the economies of such countries or the value of a Sub-Fund’s investments.
- As the assets and liabilities of certain Sub-Fund may be denominated in currencies different from the base currency of the Sub-Fund, the Sub-Fund may be affected favorably or unfavorably by exchange control regulations or changes in the exchange rates between the base currency and other currencies.
- This is an investment product. The investment decision is yours but you should not invest in this Sub-Fund unless the intermediary which offers you the Sub-Fund has advised you that the Sub-Fund is suitable for you having referred to your financial situation, investment experience and investment objective.
- Investing in the China market by the Sub-Fund is subject to certain risks of investing in emerging markets generally and the risks specific to the China market, including risk associated with China A-shares market, risks associated with the Shanghai-Hong Kong Stock Connect / Shenzhen-Hong Kong Stock Connect Scheme and PRC tax risk, etc., the Sub-Fund’s ability to achieve its investment objective could be negatively affected.
- Investment involves risks. Fund prices may move up or down and may become valueless. It is likely that investment losses will be incurred rather than profit as a result of buying and selling investment products. Past performance of any fund and securities is of no guide to future performance.
- Investors should not invest based on this fact sheet alone. The investors should read the Explanatory Memorandum of the Sub-Fund including the risk factors before investing, and should consider in detail and decide whether the investment meets their investment needs and ability to withstand risks based on their own financial situation and needs, investment objectives and experience.

INVESTMENT OBJECTIVE

To achieve long-term capital growth through investment in equities and related instruments throughout the Asia Pacific region primarily in countries and regions such as mainland China, Hong Kong, Taiwan, South Korea and the nations of South East Asia.

FUND INFORMATION

Fund Manager	ICBC Asset Management (Global) Company Limited
Launch Date	31 Aug 2009
Base Currency	HKD
Min. Initial Investment	HKD 20,000
Min. Subsequent Investment	HKD 5,000
Fund Price Per Unit	HKD 16.67
Maximum Front-End Charges	5%
Switching Charges	1%
Management Fee	1.25%
Dealing Day	HK Business Day
Dividend Policy	NIL
Bloomberg Code	IBCASGW HK
ISIN Code	HK0000669330
Total Net Asset	HKD 6.12 million
Portfolio Manager	Wang Ziyang

TOP TEN HOLDINGS

COMPANY^	SECTOR^	WEIGHTING
CSOP Hong Kong Dollar Money Market ETF	Miscellaneous	11.34%
iShares Core SENSEX India ETF	Miscellaneous	8.94%
China Yangtze Power Co Ltd	Utilities	8.75%
Tencent Holdings Ltd	Communication Services	8.58%
iShares MSCI India ETF	Miscellaneous	8.15%
Taiwan Semiconductor Manufacturing Co Ltd	Information Technology	7.92%
China Mobile Ltd	Communication Services	6.62%
Alibaba Group Holding Ltd	Consumer Discretionary	5.57%
Fubon Financial Holding Co Ltd	Financials	3.85%
Singapore Airlines Ltd	Industrials	3.26%

^Source: HSBC Institutional Trust Services (Asia) Limited. Classification of the Sector is sourced from Bloomberg.

FUND PERFORMANCE



CUMULATIVE PERFORMANCE (%)


1 Month	6 Months	1 Year	YTD	Since Launch
-1.93	-3.64	3.46	-3.20	66.75

ANNUAL RETURN (%)

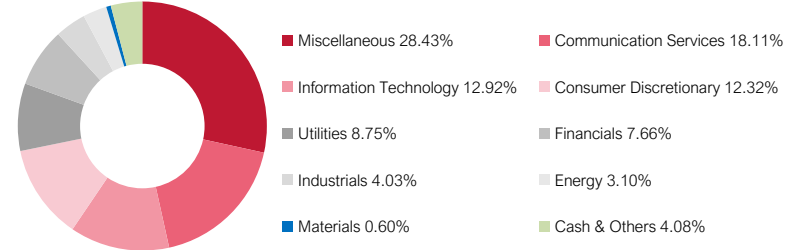
2019	2020	2021	2022	2023	2024
17.52	52.81	-12.20	-19.60	-3.99	10.69

Performance is calculated on NAV to NAV basis (HKD), net of fees. Past performance is not indicative of future performance.  
Source: ICBC Asset Management (Global) Company Limited.

GEOGRAPHICAL DISTRIBUTION



SECTOR DISTRIBUTION



Information herein is based on sources we believe to be accurate and reliable at the date it was made. We reserve the right to revise any information herein at any time without notice. This information is for reference only. No offer or solicitation to buy and sell securities and no investment advice or recommendation is made herein. In making investment decisions, investors should not rely solely on this material but should seek independent professional advice. Investment involves risks. Fund prices may move up or down and may become valueless. Past performance of any fund and securities is of no guide to future performance. Investors should refer to the offering documents (including the risk factors) before investing in any ICBC Asset Management (Global) Funds. Securities and Futures Commission (“SFC”) of Hong Kong authorized the issue of ICBC Asset Management (Global) Funds. SFC authorization is not a recommendation or endorsement of a scheme nor does it guarantee the commercial merits of a scheme or its performance. It does not mean the scheme is suitable for all investors nor is it an endorsement of its suitability for any particular investor or class of investors. This information is issued by ICBC Asset Management (Global) Company Limited. This material has not been reviewed by SFC.

工銀資管（全球）基金-工銀資管亞洲精選增長基金

截至2025年04月30日

• 工銀資管亞洲精選增長基金（“子基金”）可能主要投資於若干行業或地區。若子基金所投資的個別行業或地區遭市場看淡，可能會對子基金的表現造成負面的影響。

• 股票市場可能大幅波動，而股價可能急升急跌，並將直接影響子基金的資產淨值。當股票市場極為反覆，子基金的資產淨值可能大幅波動。

• 投資於新興市場涉及特殊考慮因素與風險，包括可對這些國家的經濟或子基金的投資價值造成負面影響的風險，例如可能出現國有化、沒收或充公稅、外匯管控、政治變動、政府規例、社會不穩或外交發展等。

• 由於個別子基金的資產與負債可以由子基金的非基本貨幣結算，外匯管控規例或基本貨幣與其他貨幣之間的匯率變動均可對子基金帶來利好或利淡的影響。

• 此乃投資性產品。投資決定是由閣下自行作出的，除非中介人於銷售子基金時已向閣下解釋經考慮閣下的財務情況、投資經驗及目標後，此產品是適合閣下的，否則閣下不應投資在子基金。

• 子基金可能投資中國市場通常會面臨在新興市場進行投資的某些風險以及中國市場特有的風險，包括與中國A股市場相關的風險、與滬港通和深港通相關的風險及中國稅務等風險，子基金達到其投資目標的能力可能受到負面影響。

• 投資涉及風險。投資產品價格可升可跌，甚至變成毫無價值。買賣投資產品未必一定能夠賺取利潤，反而可能會招致損失。任何投資產品的過往表現並不一定可作為將來表現的指引。

• 投資者不應單就此文件提供之資料而作出投資決定。投資者在作投資決定前應仔細閱讀子基金基金說明書及其風險因素以獲取進一步資料，並應就本身的財務狀況及需要、投資目標及經驗，詳細考慮並決定該投資是否切合本身特定的投資需要及承受風險的能力。

投資目標

透過投資於亞太區如中國內地、香港、台灣、韓國等國家和地區及東南亞國家的股票及相關投資工具，以達致長期資本增長。

基金資料

基金經理	工銀資管（全球）有限公司
成立日期	2009年8月31日
報價貨幣	港元
最低首次投資額	20,000港元
最低其後投資額	5,000港元
基金單位淨值	港元 16.67
最高認購費	5 %
轉換費	1 %
每年管理費	1.25 %
交易日	香港工作日
派息政策	無
彭博代碼	IBCASGW HK
ISIN 代碼	HK0000669330
基金資產	6.12百萬港元
投資組合經理	王子洋

前十大持股

公司^	行業^	權重
南方東英港元貨幣市場ETF	雜項	11.34%
iShares安碩核心標普BSE SENSE印度ETF	雜項	8.94%
中國長江電力股份有限公司	公用事業	8.75%
騰訊控股有限公司	通訊服務	8.58%
iShares MSCI印度ETF	雜項	8.15%
台灣積體電路製造股份有限公司	資訊科技	7.92%
中國移動有限公司	通訊服務	6.62%
阿里巴巴集團控股有限公司	可選消費	5.57%
富邦金融控股股份有限公司	金融	3.85%
新加坡航空有限公司	工業	3.26%

^資料來源：滙豐機構信託服務（亞洲）有限公司，行業分類從彭博資訊提供。

基金表現



累計表現 (%)

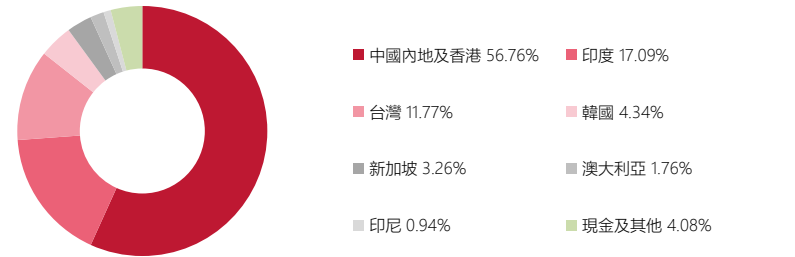
1個月	6個月	1年	年初至今	成立至今
-1.93	-3.64	3.46	-3.20	66.75

歷年表現 (%)

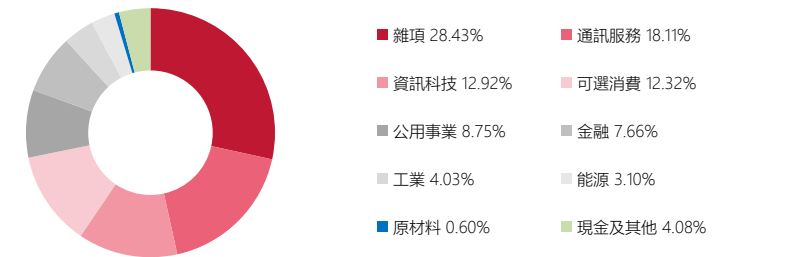
2019	2020	2021	2022	2023	2024
17.52	52.81	-12.20	-19.60	-3.99	10.69

子基金表現以資產淨值對資產淨值計算（港元），已扣除費用。往績並不代表將來表現。  
資料來源：工銀資管（全球）有限公司。

地區分佈



行業分佈



本文內所載的資料於刊載時均取材自本公司相信是準確及可靠的來源。本公司保留權利於任何時間更改任何資料，而無須另行通知。本文內容資料謹供參考。本文並不就內文提及的任何證券建議、邀請或煽動買賣該等證券。閣下不應僅就此文件提供的資料而作出投資決定，並請向財務顧問諮詢獨立意見。投資涉及風險，基金價格可升可跌，甚至會成為毫無價值。基金過往的業績並不代表將來表現。投資者應在投資工銀資管（全球）基金前參閱有關銷售文件（包括所載之風險因素）。香港證券及期貨事務監察委員會（「證監會」）批准發行此基金。證監會認可子基金不等於對該子基金作出推介或認許，亦不是對該子基金的商業利弊或表現作出保證，更不代表該子基金適合所有投資者，或認許該子基金適合任何個別投資者或任何類別的投資者。本文件之發行人為工銀資管(全球)有限公司。本單張之內容未經證監會審核。