

Disclosure Statement

Industrial and Commercial Bank of China (New Zealand) Limited

Disclosure statement for the year ended 31 December 2014

Contents

1. General Information.....	1
2. Subordination of Claims of Creditor.....	2
3. Guarantees.....	2
4. Directors.....	3
5. Auditor.....	5
6. Conditions of Registration.....	6
7. Pending Proceedings or Arbitration.....	13
8. Credit Ratings.....	13
9. Historical Summary Financial Statements.....	15
10. Insurance.....	15
11. Other Material Matters.....	15
12. Banking Group.....	16
13. Directors' Statements.....	16
14. Supplementary disclosure per RBNZ Registered Bank Disclosure Statements.....	17
15. Independent Auditor's Report.....	17
16. Appendix 1 — Deed of Guarantee.....	18
17. Appendix 2 — Financial Statements.....	27

This is the Disclosure Statement of the Industrial and Commercial Bank of China (New Zealand) Limited ("ICBC NZ") for the year ended 31 December 2014 in accordance with the Registered Bank Disclosure Statements (New Zealand Incorporated Registered Banks) Order 2014 (the "Order").

The financial statements of ICBC NZ for the year ended 31 December 2014 form part of and should be read in conjunction with this Disclosure Statement.

This Disclosure statement is available on the registered bank's website at www.icbcnz.com. In addition, any person can request a hard copy of the registered bank's Disclosure Statements at no charge. The copy will be provided by the end of the second working day after the day on which the request is received.

In this Disclosure Statement,

"ICBC NZ", the "Bank", the "Registered Bank" means Industrial and Commercial Bank of China (New Zealand) Limited, incorporated in New Zealand;

"Banking Group" and "Group" means the Bank and its subsidiaries. As at the date of this disclosure statement, the Bank does not have any subsidiaries and is the only member of the Banking Group.

"ICBC", the "Ultimate Parent Bank", the "Ultimate Holding Bank", the "Controlling Bank" means the Industrial and Commercial Bank of China Limited, incorporated in China;

"NZD" means the New Zealand Dollar, "RMB" means the Chinese Yuan, "USD" means the United States Dollar and "AUD" means the Australian Dollar;

"Board" means the board of directors of the Bank;

Unless otherwise stated in this Disclosure Statement, words and terms defined in the Order have the same meaning in this document.

1. General Information

1.1 Name and address for service of the registered bank

(a) The full name of the Bank is the Industrial and Commercial Bank of China (New Zealand) Limited and its registered address with the Companies Office is:

Industrial and Commercial Bank of China (New Zealand) Limited

PWC Tower, Level 11, 188 Quay Street,

Auckland 1010, New Zealand

(b) The Bank's website address is www.icbcnz.com

1.2 Details of ultimate parent bank and ultimate holding company

(a) Ultimate parent bank

The Bank's ultimate parent bank is the Industrial and Commercial Bank of China Limited, incorporated in China (ICBC).

ICBC is subject to regulatory oversight by the China Banking Regulatory Commission (CBRC) and the Government of the People's Republic of China (China). ICBC is not a New Zealand registered bank and is not subject to regulatory oversight by the Reserve Bank of New Zealand.

The registered address of ICBC is:

55 FuXingMenNei Street,

Xicheng District, 100140,

Beijing,

People's Republic of China

(b) Ultimate holding bank

ICBC is the ultimate holding company of the Bank.

Shareholding in ICBC

As at 30 September 2014, 70.4% of total shares in ICBC are owned by the Chinese government. The remaining 29.6% of the shares in ICBC is held by public shareholding. ICBC shares are listed on the Hong Kong Stock Exchange and Shanghai Stock Exchange. Further details concerning the shareholdings in ICBC are on the ICBC website: www.icbc.com.cn

Annual Report of ICBC

A copy of the latest ICBC annual report is on the ICBC website: www.icbc.com.cn

(c) Summary on restrictions of supporting the Bank

There are no legislative, regulatory or other restrictions of a legally enforceable nature in China that may materially inhibit the legal ability of ICBC to provide material financial support to the Bank.

1.3 Interests in 5% or more of voting securities of registered bank

The Bank is a wholly-owned subsidiary of ICBC.

2. Subordination of Claims of Creditor

2.1 Priority of claims in the event of liquidation

In the unlikely event that the Bank is put into liquidation or ceases trading, claims of secured creditors and those creditors set out in the Seventh Schedule of the Companies Act 1993 would rank ahead of the claims of unsecured creditors. Deposits from customers are unsecured and rank equally with other unsecured liabilities of the Bank.

3. Guarantees

3.1 Guarantee arrangements

As at the date of this disclosure statement, the bank is fully guaranteed by ICBC.

A copy of the guarantee arrangement between the bank and ICBC is attached.
(Appendix 1)

3.2 Details of the guarantor (Parent)

(a) The guarantor is ICBC. ICBC is the Bank's ultimate parent and ultimate holding company. ICBC is not a member of the Banking Group.

The address for service of ICBC is:

55 FuXingMenNei Street,

Xicheng District, 100140,

Beijing,

People's Republic of China

As at 30 September 2014, the unaudited capital of ICBC was RMB 1,432,375 million (per third quarterly report financials – unaudited) (NZD 300,573 million), representing 13.36% of risk weighted exposure.

(b) Credit Rating

ICBC "The ultimate Parent Bank" has the following credit rating applicable to its long-term senior unsecured obligations:

Rating Agency/Rating Results	Moody's Investors Service, Inc	Standard & Poor's Corporation
Long-term Foreign Currency Bank Deposits Rating	A1 (Upper-medium grade and low credit risk)	A (Strong Capacity to meet obligation but subject to adverse economic conditions)
Short-term Foreign Currency Bank Deposits Rating	P-1 (Superior ability to repay short-term debt)	A-1 (susceptible to adverse economic condition but satisfactory capacity to meet obligations)
Outlook	Stable	Stable

(c) Rating movement history

There has not been any rating movement in the last 2 years.

3.3 Details of the guaranteed obligations (Parent)

ICBC fully guarantees due payment of all indebtedness of the Bank to the Bank's depositors and other creditors.

- (i) There are no limits on the amount of the obligations guaranteed.
- (ii) There are no material conditions applicable to the guarantee, other than non-performance by the Bank.
- (iii) There are no material legislative or regulatory restrictions in China that would have the effect of subordinating the claims of the Bank's creditors under the guarantee to other claims on ICBC in a winding up of ICBC.
- (iv) The ICBC guarantee does not have an expiry date.

4. Directors

4.1 Communications

The address to which any documents or communication may be sent to any director is:

Industrial and Commercial Bank of China (New Zealand) Limited

PWC Tower, Level 11, 188 Quay Street,

Auckland 1010, New Zealand

4.2 Responsible person

The responsible person authorised to sign this disclosure statement on behalf of the Directors in accordance to section 82 of the Reserve Bank of New Zealand Act 1989 is Donald Thomas Brash (Chairman).

4.3 Directors' details

The bank has the following Directors:

- Donald Thomas Brash, Chairman, Independent director
- Martin Philipsen, Independent Director
- John Dalzell, Independent Director
- Jun Jing, Executive Director
- Hongbin Liu, Non-executive Director

Donald Thomas Brash, Martin Philipsen and John Dalzell are independent directors who are not employees of the Industrial and Commercial Bank of China (New Zealand) Limited or of any other entity able to control or significantly influence the Registered Bank.

Country of Residence, Qualifications and other directorship:

Name of Director	Country of Residence	Qualifications	Primary Occupation	Details of other directorships
Donald Thomas Brash	Auckland, New Zealand	Ph.D. in Economics	Consulting	Brash Consultancy Services Limited Brash Forestry Limited Troika Books Limited Eljean's Orchard Limited Troika Family Trust Nominees Limited
Martin Philipsen	Auckland, New Zealand	BCA, C.A., C.M.A	Company Director	Fundit Holdings Limited Te Toroa Limited Philipsen Consulting Limited
John Dalzell	Auckland, New Zealand	Bachelor of Property Administration Registered Valuer	Chief Executive Waterfront Auckland	Ursus Holdings Limited Bare Essentials Limited Dalzell Family Trust Limited
Jun Jing	Auckland, New Zealand	Ph. D. in Accounting	Chief Executive	Nil
Hongbin Liu	Sydney, Australia	M. A, Master of Applied Finance	Chief Executive of ICBC Sydney Branch	Nil

The directors, their immediate relatives or close business associates have not entered into any transaction with the Registered Bank or any member of the banking group that are on terms other than those which would be given to any other person in the ordinary course of business of the registered bank or any member of the banking group or which could otherwise be reasonably likely to materially influence the exercise of the directors' duties.

4.4 Audit Committee

The Bank has an Audit Committee.

The members of the Audit Committee as at the date of this disclosure statement are:

- Martin Philipsen, Chair, Independent Director
- John Dalzell, Independent Director
- Donald Thomas Brash, Independent Director

4.5 Conflicts of Interest Policy

It is expected that directors will be sensitive to conflicts of interest that may arise. Directors must:

Disclose to the Board any actual or potential conflicts of interest that may exist or might reasonably be thought to exist as soon as the situation arises.

If required by the Board, take steps as are necessary and reasonable to resolve any conflict of interest within an appropriate period.

The Board will determine whether or not the director declaring a conflict should remain in the room when the Board discusses matters about which the conflict relates.

5. Auditor

The name and address of the auditor whose independent auditor's report is referred to in this disclosure statement is:

KPMG

KPMG Centre

18 Viaduct Harbour Avenue

Auckland 1140

New Zealand

6. Conditions of Registration For Industrial and Commercial Bank of China (New Zealand) Limited

These conditions of registration apply on and after 1 November 2014. The registration of Industrial and Commercial Bank of China (New Zealand) Limited ("the bank") as a registered bank is subject to the following conditions:

1. That—
 - (a) the Total capital ratio of the banking group is not less than 8%;
 - (b) the Tier 1 capital ratio of the banking group is not less than 6%;
 - (c) the Common Equity Tier 1 capital ratio of the banking group is not less than 4.5%;
 - (d) the Total capital of the banking group is not less than \$30 million; and
 - (e) the process in Subpart 2H of the Reserve Bank of New Zealand document: "Capital Adequacy Framework (Standardised Approach)" (BS2A) dated July 2014 is followed for the recognition and repayment of capital.

For the purposes of this condition of registration, capital, the Total capital ratio, the Tier 1 capital ratio, and the Common Equity Tier 1 capital ratio must be calculated in accordance with the Reserve Bank of New Zealand document: "Capital Adequacy Framework (Standardised Approach)" (BS2A) dated July 2014.

- 1A. That—
 - (a) the bank has an internal capital adequacy assessment process ("ICAAP") that accords with the requirements set out in the document "Guidelines on a bank's internal capital adequacy assessment process ('ICAAP') (BS12) dated December 2007;
 - (b) under its ICAAP the bank identifies and measures its "other material risks" defined as all material risks of the banking group that are not explicitly captured in the calculation of the Common Equity Tier 1 capital ratio, the Tier 1 capital ratio and the Total capital ratio under the requirements set out in the document "Capital Adequacy Framework (Standardised Approach)" (BS2A) dated July 2014; and
 - (c) the bank determines an internal capital allocation for each identified and measured "other material risk".
- 1B. That, if the buffer ratio of the banking group is 2.5% or less, the bank must:
 - (a) according to the following table, limit the aggregate distributions of the bank's earnings to the percentage limit to distributions that corresponds to the banking group's buffer ratio:

Banking group's buffer ratio	Percentage limit to distributions of the bank's earnings
0% – 0.625%	0%
>0.625 – 1.25%	20%
>1.25 – 1.875%	40%
>1.875 – 2.5%	60%

- (b) prepare a capital plan to restore the banking group's buffer ratio to above 2.5% within any timeframe determined by the Reserve Bank for restoring the buffer ratio; and

- (c) have the capital plan approved by the Reserve Bank.

For the purposes of this condition of registration,—

"buffer ratio", "distributions", and "earnings" have the same meaning as in Part 3 of the Reserve Bank of New Zealand document: "Capital Adequacy Framework (Standardised Approach)" (BS2A) dated July 2014.

- 2. That the banking group does not conduct any non-financial activities that in aggregate are material relative to its total activities.

In this condition of registration, the meaning of "material" is based on generally accepted accounting practice.

- 3. That the banking group's insurance business is not greater than 1% of its total consolidated assets.

For the purposes of this condition of registration, the banking group's insurance business is the sum of the following amounts for entities in the banking group:

- (a) if the business of an entity predominantly consists of insurance business and the entity is not a subsidiary of another entity in the banking group whose business predominantly consists of insurance business, the amount of the insurance business to sum is the total consolidated assets of the group headed by the entity; and
- (b) if the entity conducts insurance business and its business does not predominantly consist of insurance business and the entity is not a subsidiary of another entity in the banking group whose business predominantly consists of insurance business, the amount of the insurance business to sum is the total liabilities relating to the entity's insurance business plus the equity retained by the entity to meet the solvency or financial soundness needs of its insurance business.

In determining the total amount of the banking group's insurance business—

- (a) all amounts must relate to on balance sheet items only, and must comply with generally accepted accounting practice; and
- (b) if products or assets of which an insurance business is comprised also contain a non-insurance component, the whole of such products or assets must be considered part of the insurance business.

For the purposes of this condition of registration,—

“insurance business” means the undertaking or assumption of liability as an insurer under a contract of insurance:

“insurer” and “contract of insurance” have the same meaning as provided in sections 6 and 7 of the Insurance (Prudential Supervision) Act 2010.

4. That the aggregate credit exposures (of a non-capital nature and net of any allowances for impairment) of the banking group to all connected persons do not exceed the rating-contingent limit outlined in the following matrix:

Credit rating of the bank ¹	Connected exposure limit (% of the Banking Group's Tier 1 capital)
AA/Aa2 and above	75
AA-/Aa3	70
A+/A1	60
A/A2	40
A-/A3	30
BBB+/Baa1 and below	15

Within the rating-contingent limit, credit exposures (of a non-capital nature and net of any allowances for impairment) to non-bank connected persons shall not exceed 15% of the banking group's Tier 1 capital.

For the purposes of this condition of registration, compliance with the rating-contingent connected exposure limit is determined in accordance with the Reserve Bank of New Zealand document entitled “Connected Exposures Policy” (BS8) dated July 2014.

5. That exposures to connected persons are not on more favorable terms (e.g. as relates to such matters as credit assessment, tenor, interest rates, amortization schedules and requirement for collateral) than corresponding exposures to non-connected persons.
6. That the bank complies with the following corporate governance requirements:
 - (a) the board of the bank must have at least five directors;
 - (b) the majority of the board members must be non-executive directors;
 - (c) at least half of the board members must be independent directors;
 - (d) an alternate director,—
 - (i) for a non-executive director must be non-executive; and
 - (ii) for an independent director must be independent;
 - (e) at least half of the independent directors of the bank must be ordinarily resident in New Zealand;
 - (f) the chairperson of the board of the bank must be independent;
 - (g) the bank's constitution must not include any provision permitting a director, when exercising powers or performing duties as a director, to act other than in what he or she believes is the best interests of the company (i.e. the bank); and

¹ This table uses the rating scales of Standard & Poor's, Fitch Ratings and Moody's Investors Service. (Fitch Ratings' scale is identical to Standard & Poor's.)

- (h) that the business and affairs of the bank are managed by, or under the direction or supervision of, the board of the bank.

For the purposes of this condition of registration, “non-executive” and “independent” have the same meaning as in the Reserve Bank of New Zealand document entitled “Corporate Governance” (BS14) dated July 2014.

- 7. That no appointment of any director, chief executive officer, or executive who reports or is accountable directly to the chief executive officer, is made in respect of the bank unless:
 - (a) the Reserve Bank has been supplied with a copy of the curriculum vitae of the proposed appointee; and
 - (b) the Reserve Bank has advised that it has no objection to that appointment.
- 8. That a person must not be appointed as chairperson of the board of the bank unless:
 - (a) the Reserve Bank has been supplied with a copy of the curriculum vitae of the proposed appointee; and
 - (b) the Reserve Bank has advised that it has no objection to that appointment.
- 9. That the bank has a board audit committee, or other separate board committee covering audit matters, that meets the following requirements:
 - (a) the mandate of the committee must include: ensuring the integrity of the bank’s financial controls, reporting systems and internal audit standards;
 - (b) the committee must have at least three members;
 - (c) every member of the committee must be a non-executive director of the bank;
 - (d) the majority of the members of the committee must be independent; and
 - (e) the chairperson of the committee must be independent and must not be the chairperson of the bank.

For the purposes of this condition of registration, “non-executive” and “independent” have the same meaning as in the Reserve Bank of New Zealand document entitled “Corporate Governance” (BS14) dated July 2014.

- 10. That a substantial proportion of the bank’s business is conducted in and from New Zealand.
- 11. That the banking group complies with the following quantitative requirements for liquidity-risk management:
 - (a) the one-week mismatch ratio of the banking group is not less than zero per cent at the end of each business day;
 - (b) the one-month mismatch ratio of the banking group is not less than zero per cent at the end of each business day; and

- (c) the one-year core funding ratio of the banking group is not less than 75 per cent at the end of each business day.

For the purposes of this condition of registration, the ratios identified must be calculated in accordance with the Reserve Bank of New Zealand documents entitled “Liquidity Policy” (BS13) dated July 2014 and “Liquidity Policy Annex: Liquid Assets” (BS13A) dated December 2011.

- 12. That the bank has an internal framework for liquidity risk management that is adequate in the bank’s view for managing the bank’s liquidity risk at a prudent level, and that, in particular:

- (a) is clearly documented and communicated to all those in the organisation with responsibility for managing liquidity and liquidity risk;
- (b) identifies responsibility for approval, oversight and implementation of the framework and policies for liquidity risk management;
- (c) identifies the principal methods that the bank will use for measuring, monitoring and controlling liquidity risk; and
- (d) considers the material sources of stress that the bank might face, and prepares the bank to manage stress through a contingency funding plan.

- 13. That no more than 10% of total assets may be beneficially owned by a SPV.

For the purposes of this condition,—

“total assets” means all assets of the banking group plus any assets held by any SPV that are not included in the banking group’s assets:

“SPV” means a person—

- (a) to whom any member of the banking group has sold, assigned, or otherwise transferred any asset;
- (b) who has granted, or may grant, a security interest in its assets for the benefit of any holder of any covered bond; and
- (c) who carries on no other business except for that necessary or incidental to guarantee the obligations of any member of the banking group under a covered bond:

“covered bond” means a debt security issued by any member of the banking group, for which repayment to holders is guaranteed by a SPV, and investors retain an unsecured claim on the issuer.

- 14. That—

- (a) no member of the banking group may give effect to a qualifying acquisition or business combination that meets the notification threshold, and does not meet the non-objection threshold, unless:

- (i) the bank has notified the Reserve Bank in writing of the intended acquisition or business combination and at least 10 working days have passed; and
 - (ii) at the time of notifying the Reserve Bank of the intended acquisition or business combination, the bank provided the Reserve Bank with the information required under the Reserve Bank of New Zealand Banking Supervision Handbook document "Significant Acquisitions Policy" (BS15) dated December 2011; and
- (b) no member of the banking group may give effect to a qualifying acquisition or business combination that meets the non-objection threshold unless:
 - (i) the bank has notified the Reserve Bank in writing of the intended acquisition or business combination;
 - (ii) at the time of notifying the Reserve Bank of the intended acquisition or business combination, the bank provided the Reserve Bank with the information required under the Reserve Bank of New Zealand Banking Supervision Handbook document "Significant Acquisitions Policy" (BS15) dated December 2011; and
 - (iii) the Reserve Bank has given the bank a notice of non-objection to the significant acquisition or business combination.

For the purposes of this condition of registration, "qualifying acquisition or business combination", "notification threshold" and "non-objection threshold" have the same meaning as in the Reserve Bank of New Zealand Banking Supervision Handbook document "Significant Acquisitions Policy" (BS15) dated December 2011.

15. That, for a loan-to-valuation measurement period, the total of the bank's qualifying new mortgage lending amounts must not for residential properties with a loan-to- valuation ratio of more than 80%, exceed 10% of the total of the qualifying new mortgage lending amounts arising in the loan-to-valuation measurement period.
16. That the bank must not make a residential mortgage loan unless the terms and conditions of the loan contract or the terms and conditions for an associated mortgage require that a borrower obtain the bank's agreement before the borrower can grant to another person a charge over the residential property used as security for the loan.
17. That the bank must not permit a borrower to grant a charge in favour of another person over a residential property used as security for a residential mortgage loan unless the sum of the lending secured by the charge and the loan value for the residential mortgage loan would not exceed 80% of the property value of the residential property when the lending secured by the charge is drawn down.

18. That the bank must not provide a residential mortgage loan if the residential property to be mortgaged to the bank as security for the residential mortgage loan is subject to a charge in favour of another person unless the total amount of credit secured by the residential property would not exceed 80% of the property value when the residential mortgage loan is drawn down.
19. That the bank must not act as broker or arrange for a member of its banking group to provide a residential mortgage loan.

In these conditions of registration,— “banking group”—

means Industrial and Commercial Bank of China (New Zealand) Limited’s financial reporting group (as defined in section 2(1) of the Financial Reporting Act 1993);

“generally accepted accounting practice”—

means generally accepted accounting practice within the meaning of section 3 of the Financial Reporting Act 1993 if the bank is required to prepare financial statements in accordance with that practice.

In conditions of registration 15 to 19,—

“loan-to-valuation ratio”, “loan value”, “property value”, “qualifying new mortgage lending amount” and “residential mortgage loan” have the same meaning as in the Reserve Bank of New Zealand document entitled “Framework for Restrictions on High-LVR Residential Mortgage Lending” (BS19) dated July 2014:

“loan-to-valuation measurement period” means—

- (a) the period starting on 19 November 2013 and ending on the last day of April 2014; and
- (b) thereafter a period of six calendar months ending on the last day of the sixth calendar month, the first of which ends on the last day of May 2014.

Non-compliance with conditions of registration

The Reserve Bank of New Zealand (RBNZ) issued a “Breach of Conditions of Registration” notice on 28 November 2014 on the appointment of Country Compliance Manager. As per the condition of registration requirements, non-objection from the Reserve Bank is required for executives who reports directly to the chief executive officer.

The breach was due to a misunderstanding of New Zealand law on 90-day trial period, and given the nature of the breach, RBNZ did not enforce penalties for the technical breach.

Change in conditions of registration

Since the reporting date of the last Disclosure Statement, the bank's conditions of registration have been amended to include the following corporate governance requirement under section 6 (h):

"that the business and affairs of the bank are managed by, or under the direction or supervision of, the board of the bank. "

The new conditions of registration are applicable on and after 1 November 2014.

7. Pending Proceedings or Arbitration

As at the date of this disclosure statement, there are no pending proceedings, whether in New Zealand or elsewhere, that may have a material adverse effect on the Registered Bank or any other member of the Banking Group.

8. Credit Ratings

ICBC NZ Rating Information

The credit rating of the Bank is as follows:

Rating Agency/Rating Results	Standard & Poor's Ratings Services
Long-term Foreign Currency Bank Deposits Rating	A (Strong Capacity to meet obligation but subject to adverse economic conditions)
Short-term Foreign Currency Bank Deposits Rating	A-1 (susceptible to adverse economic conditions but satisfactory capacity to meet obligations)
Long-term Local Currency Bank Deposits Rating	A (Strong Capacity to meet obligation but subject to adverse economic conditions)
Short-term Local Currency Bank Deposits Rating	A-1 (susceptible to adverse economic conditions but satisfactory capacity to meet obligations)
Outlook	Stable

Rating Information

The following is a summary of the descriptions of the major ratings categories of each rating agency for the rating of long-term senior unsecured obligations:

Fitch IBCA, Inc	Standard & Poor's Corporation	Moody's Investors Service, Inc	Description of Rating ^{1,2}
AAA	AAA	Aaa	Ability to repay principal and interest is extremely strong. This is the highest investment category.
AA	AA	Aa	Very strong ability to repay principal and

			interest in a timely manner.
A	A	A	Strong ability to repay principal and interest although susceptible to adverse changes in economic, business or financial conditions.
BBB	BBB	Baa	Adequate ability to repay principal and interest. More vulnerable to adverse changes (lowest "investment grade").
BB	BB	Ba	Significant uncertainties exist which could affect the payment of principal and interest on a timely basis.
B	B	B	Greater vulnerability and greater likelihood of default.
CCC	CCC	Caa	Likelihood of default considered high Timely repayment of principal and interest depends on favourable financial conditions.
CC-C	CC – C	Ca-C	Highest risk of default.
RD to D	D	-	Obligation currently in default.

¹ Moody's applies numeric modifiers to each generic rating category from Aa to B, indicating that the counterparty is (1) in the higher end of its letter rating category, (2) in mid-range, or (3) in lower end. Fitch and S&P apply plus (+) or minus (-) signs to ratings from "AA" to "CCC" to indicate relative standing within the major rating categories.

² Credit ratings are statements of opinion issues by rating agencies. A credit rating is not a statement of fact, an endorsement of the rated entity, or a recommendation to buy, hold, or sell securities. Analytic services provided by rating agencies are the result of separate activities designed to preserve the independence and objectivity of rating opinions.

9. Historical Summary Financial Statements

	31 December 2014	31 December 2013	30 September 2013
\$'000	12 months	3 months	7 months
For the year ended 31 December 2014			
Statement of comprehensive income			
Interest Income	3,621	462	2
Interest Expense	(656)	(1)	(1)
Net Interest Income	2,965	461	1
Other Income (including Fees and commission)	631	(4)	-
Total operating income	3,596	457	1
Operating expenses	(6,046)	(518)	(127)
Impairment losses on loans and advances	(483)	-	-
Net profit/(loss) before taxation	(2,933)	(61)	(126)
Taxation (expense)/ benefit	(42)	-	-
Net profit/(loss) for the period	(2,975)	(61)	(126)

	31 December 2014	31 December 2013	30 September 2013
\$'000			
For the year ended 31 December 2014			
Statement of financial position			
Total assets	670,476	60,996	60,726
Total liabilities	613,260	805	474
Total shareholder's equity	57,216	60,191	60,252

10. Insurance

The Bank does not conduct insurance businesses.

11. Other Material Matters

The registered Bank's Directors are of the opinion that there are no other matters relating to the business or affairs of the Registered Bank or its Banking Group that

are not contained elsewhere in this Disclosure Statement and which would, if disclosed, materially adversely affect the decision of a person to subscribe for debt securities of which the Registered Bank or any members of the Banking Group are the issuer.

12. Banking Group

At the date of the Disclosure Statement, the Bank does not have any subsidiaries and is the only member of the Banking Group.

13. Directors' Statements

Each Director of the Registered Bank states that he or she believes, after due enquiry, that:


1. As at the date on which the Disclosure Statement is signed:

- (a) The Disclosure Statement contains all the information that is required by the Registered Bank Disclosure Statements (New Zealand Incorporated Registered Banks) Order 2014 ("the Order"); and
- (b) The Disclosure Statement is not false or misleading.

2. During the year ended 31 December 2014:

- (a) the Bank has complied with its conditions of registration, except as disclosed on page 12 of this Disclosure Statement;
- (b) Credit exposures to connected persons were not contrary to the interest of the Banking Group; and
- (c) The Bank had systems in place to monitor and control adequately the Banking Group's material risks, including credit risk, concentration of credit risk, interest rate risk, currency risk, equity risk, liquidity risk, operational risk and other business risks, and that those systems were being properly applied.

This Disclosure Statement is dated 27 March 2015 and has been signed by Donald Thomas Brash as responsible person for and on behalf of all the Directors (by Directors' resolution):



(Signature)
Donald Thomas Brash
Chairman

14. Supplementary disclosure per RBNZ Registered Bank Disclosure Statements

The financial statements for the Bank for the period ended 31 December 2014 are attached as Appendix 2 to, and form part of, this disclosure statement. The supplementary information required by Schedules 2, 4, 7, 9, 13 14, 15 and 17 of the Registered Bank Disclosure Statements (New Zealand Incorporated Registered Banks) Order 2014 ("the Order") is set out in either those financial statements and/or in other parts of this Disclosure Statement.

15. Independent Auditor's Report

The independent auditor's report on this disclosure statement is attached with the financial statements for the Bank in Appendix 2 to this disclosure statement. The information required by Schedule 1 of the Order is included in the independent auditor's report.

16. Appendix 1 — Deed of Guarantee

Dated 2 September 2013

DEED OF GUARANTEE


By

**INDUSTRIAL AND COMMERCIAL
BANK OF CHINA LIMITED**

In respect of the obligations of

ICBC NEW ZEALAND LIMITED

This is a true and certified
copy of the original



(Solicitor, Auckland)

CONTENTS

1. DEFINITIONS AND INTERPRETATION	1
2. GUARANTEE	2
3. DEMAND AND PAYMENT	3
4. PAYMENTS	3
6. TERMINATION OF GUARANTEE	4
7. SUBROGATION	4
8. DEALINGS BETWEEN THE BANK AND THE CREDITORS	5
9. NOTICES	5
10. AMENDMENT	5
11. GOVERNING LAW	6
12. ASSIGNMENT	6
13. CERTIFICATE	6

THIS DEED is made on 2 September 2013

BY

- (1) **INDUSTRIAL AND COMMERCIAL BANK OF CHINA LIMITED** a body corporate constituted under The Company Law of PRC and Law of the PRC on Commercial Banks, having its registered office at No.55 Fuxingmennei Ave Xicheng District, Beijing, China (hereinafter referred to as the "Bank");

AND

- (2) **ICBC NEW ZEALAND LIMITED** a Company incorporated in New Zealand having its registered office at C/ Ernest & Yong, Ernest & Yong Building, 2 Takutai Square, Britomart, Auckland, New Zealand (hereinafter referred to as "ICBC NZ")

IN FAVOUR OF

- (3) **EACH CREDITOR OF ICBC NZ**

WHEREAS :

- A) ICBC NZ is a wholly owned subsidiary of the Bank and set up for the purpose of doing the business of banking in New Zealand.
- B) The Bank enters into this Deed of Guarantee for the purpose of guaranteeing the obligations of its subsidiary, ICBC NZ, to the extent provided for by the terms of this Deed.

1. DEFINITIONS AND INTERPRETATION

- 1.1 In this Deed and in the Recitals, unless the context otherwise requires:

"**Authorised Officer**" means, where a Creditor is a Person other than a natural person, a director or secretary of that Person or a person duly authorised by the Creditor under the resolution and seal of the Person;

"**Business Day**" means any day, other than a Saturday or Sunday or public holiday, on which banks are open for general business in Wellington and Auckland;

"**Creditor**" means each and any Person to whom an Obligation is due and owed by ICBC NZ during the validity period of this Guarantee.

"**Guarantee**" means the guarantee by the Bank for the benefit of the Creditors pursuant and subject to the terms and conditions of this Deed;

"**Obligation**" means a legally enforceable, undisputed liability or obligation of ICBC NZ to a Creditor ranking at least pari passu with the claims of unsecured creditors of ICBC NZ. PROVIDED THAT "Obligation" shall not include:

- (a) any liability of ICBC NZ in respect of special, exemplary or punitive damages; and/or
- (b) any liability for payment of taxes, rates, imposts, duties or similar government charges; and/or

- (c) any claim/liability/obligation which is subject to a bona fide dispute; and/or
- (d) any obligation in respect of which the Creditor has not submitted proper proof and other documents and security, to enable ICBC NZ to discharge the said obligations; and/or
- (e) any claim/obligation in respect of a contingent liability; and/or
- (f) any claim/liability which is barred by the law of limitation or such similar laws.

"Person" means any person, firm, trust, estate, corporation, association, co-operative, government or governmental agency.

- 1.2 Words importing the singular number or plural number shall include the plural number and singular number respectively. Words importing any gender shall include every gender.
- 1.3 References to laws, statutes or legislation are to the laws, statutes or legislation for the time being in force in New Zealand, unless the contrary appears from the context of this Deed.

2. GUARANTEE

- 2.1 The Bank hereby unconditionally guarantees for the benefit of each Creditor the due and punctual payment by ICBC NZ of each and every Obligation (whether at stated maturity or upon acceleration) now owing or to become owing by ICBC NZ to the Creditor during the term of the Guarantee to the intent that should ICBC NZ default in the due and punctual payment of any such Obligation, the Bank shall, upon written demand by the relevant Creditor under clause 3.2, forthwith pay or cause to be paid to the Creditor all amounts then due and unpaid with respect to such Obligation together with all costs and expenses incurred by the Creditor in enforcing the Guarantee.
- 2.2 The Guarantee is a continuing guarantee and shall not be considered as satisfied by any intermediate payment and shall remain in force until the termination or expiry of the Guarantee.
- 2.3 Subject to the terms of this Deed, neither the liability of the Bank, nor any of the rights of any Creditor, under the Guarantee shall be affected or discharged by anything which, but for this clause, might operate to affect or discharge the liability of, or otherwise provide a defence to, the Bank (whether or not known to, or done or omitted to be done by, the Bank).
- 2.4 Notwithstanding clause 2.2, a Creditor may at any time by an instrument in writing, release the Bank from its liability under the Guarantee in relation to that Creditor.
- 2.5 The Bank shall be liable only for payment of an Obligation in the manner, to the extent and up to the amount that ICBC NZ would be liable or permitted to make payment in satisfaction of such Obligation under applicable laws and regulations and in determining and making such payment the Bank shall be entitled to deduct the amounts (if any) which the Bank is entitled in law or in equity to set-off or counterclaim against the Creditor to whom that Obligation is owed and the amounts (if any) which ICBC NZ could have set-off or counterclaimed in law or in equity against the Creditor to whom such Obligation is owed if ICBC NZ were making payment to that Creditor in lieu of the Bank. Nothing contained in this Deed shall reduce the liability of the Bank with respect to any Obligation of ICBC NZ which is reduced or discharged by reason of the insolvency, administration, liquidation, receivership or reorganisation of ICBC NZ.

3. DEMAND AND PAYMENT

- 3.1 A Creditor shall be entitled to make a demand under this Deed if and only if:
- (a) the Creditor has served written demand (a "**Primary Demand**") on ICBC NZ with proper proof for the payment of an Obligation which remains unpaid beyond its due date;
 - (b) the Creditor has complied with the requirements of ICBC NZ including with regard to documentation and security and the Primary Demand remains unsatisfied in whole or in part for a period of 5 Business Days after submission of necessary Primary Demand;
- 3.2 A demand by a Creditor under this Deed (a "**Creditors Demand**") shall be served on the Bank and shall be accompanied by a statutory declaration made by the Creditor or by an Authorised Officer of the Creditor stating:
- (a) the residency and place of business of the Creditor;
 - (b) that ICBC NZ has failed to meet an Obligation;
 - (c) that a Primary Demand in respect of that Obligation has been given to ICBC NZ (accompanied by a verified copy of that Primary Demand) and that such Primary Demand has remained unsatisfied for a period of 5 Business Days as stated in 3.1(b);
 - (d) brief particulars of the nature of that Obligation (accompanied by a verified copy of any document giving rise to that Obligation);
 - (e) that the Obligation ranks at least *pari passu* with the claims of unsecured creditors of ICBC NZ generally;
 - (f) the outstanding amount and currency of that Obligation; and
 - (g) that there is no bona fide dispute relating to that Obligation.
- 3.3 Service of the Creditors Demand and all accompanying documents under clause 3.2 on the Bank shall constitute a written demand by the Creditor under clause 2.1.

4. PAYMENTS

- 4.1 All payments by the Bank under this Deed shall be made in the currency or currencies in which the relevant Obligation is denominated.
- 4.2 Payments hereunder shall be made free and clear of any deduction or withholdings. In the event that the Bank is prohibited by law from making payments hereunder free of deductions or withholdings, then the Bank shall pay such additional amount to the relevant Creditor as may be necessary in order that the actual amount received after all applicable deductions and withholdings shall equal the amount that would have been received if such deductions or withholdings were not required.

5. REPRESENTATIONS

5.1 The Bank represents and warrants that:

- (a) it is a registered bank duly organised and validly existing under the laws of China;
- (b) it has the corporate power to enter into this Deed and to perform the obligations imposed upon it under this Deed in accordance with its terms; and
- (c) this Deed constitutes a valid, binding and enforceable obligation upon it.

6. TERMINATION OF GUARANTEE

6.1 Notwithstanding anything to the contrary in this Deed, the Guarantee shall terminate automatically on the first to occur of the following events:

- (a) in respect of all Obligations if:
 - (i) any substantial asset of ICBC NZ; or
 - (ii) any share in the issued capital of ICBC NZ,

is expropriated or nationalised by the Government of New Zealand or by any political subdivision thereof (the "Government") or any entity succeeding to the powers of any such Government or any agency of any such Government or any such successor entity or any authority which is owned or controlled by any such Government or any such successor entity except where such expropriation or nationalisation results from the default by ICBC NZ of any statute, regulation or other binding law; or
- (b) a change in any law or regulation in any jurisdiction which renders the Guarantee illegal or inoperative in New Zealand or
- (c) ICBC NZ ceasing to be a wholly owned subsidiary of the Bank.

6.2 Immediately after the Bank becomes aware of the termination of the Guarantee pursuant to clause 6.1, the Bank shall notify ICBC NZ thereof and give notice of such termination by an advertisement in a newspaper circulating generally throughout New Zealand.

7. SUBROGATION

7.1 The Bank and ICBC NZ expressly agree that the Bank is and shall be entitled to all the rights and remedies of a guarantor under law including, without limiting the generality of the foregoing, all rights of subrogation which shall accrue to the Bank by virtue of any payment hereunder by the Bank to or for the benefit of any Creditor and, subject to the law, the Bank shall be entitled to claim the benefit of and participate in any security now or hereafter held by that Creditor from ICBC NZ either in whole or upon a pro-rata basis, as the case may be, where the Bank has paid all moneys to or for the benefit of that Creditor under this Deed. Notwithstanding the generality of the foregoing, the Bank shall not exercise or seek to enforce any claim against ICBC NZ (whether or not in liquidation) for reimbursement to the Bank of any moneys paid pursuant to this Deed by the Bank to a Creditor in respect of an Obligation until the default of ICBC NZ in respect of that Obligation has been fully remedied by ICBC NZ or the Bank.

8. DEALINGS BETWEEN THE BANK AND THE CREDITORS

- 8.1 After receipt of a written demand from a Creditor under clause 3.2 the Bank and that Creditor shall deal with one another as principal in relation to all matters under or in relation to this Deed, the Guarantee and ICBC NZ.
- 8.2 Without limiting the generality of clause 9, the Bank shall be and is entitled to serve any notice, demands or statements in connection with this Deed upon that Creditor (at its place of business specified in the Creditor's Demand) and the Bank shall be and is entitled to make any payment which it is liable to pay to the Creditor under this Deed directly to that Creditor and not through any other Person.

9. NOTICES

- 9.1 Any notice to the Creditors generally in respect of this Deed will be validly given if published in a newspaper circulating generally throughout New Zealand. Any such notice shall be deemed to have been given on the date of publication or, if published more than once, on the date of first publication.
- 9.2 Any notice, demand, statement or other document required to be served on or delivered to the Bank or ICBC NZ under or in relation to this Deed ("**Notice**") shall be in writing signed by the party giving the Notice or by an Authorised Officer of that party, shall be made, served or given (subject in the case of the Bank to clause 11.2) by being left at or sent by prepaid mail or by facsimile as follows:

to the Bank:

Industrial and Commercial Bank of China Limited
No.55 Fuxingmennei Ave Xicheng District, Beijing, China
Attention:

to ICBC NZ

ICBC New Zealand Limited
C/ Ernest & Yong, Ernest & Yong Building, 2 Takutai Square, Britomart, Auckland, New Zealand
Attention: Managing Director

or to such other address or facsimile number as shall have been notified (in accordance with this clause) to the other party hereto. No Notice shall be deemed to have been received by the Bank or ICBC NZ until actually received by the relevant party to whom it is addressed at its designated address.

10. AMENDMENT

- 10.1 The Bank may, from time to time and without any authority or assent of ICBC NZ or the Creditors, alter, modify, or add to this Deed if in the reasonable opinion of the Bank:

(a) the alteration, modification or addition is made to correct a manifest error or is of a formal or technical nature;

(b) the modification, alteration or addition is necessary to comply with the provisions of any statute, whether or not required by any statutory authority; or

(c) the alteration, modification or addition is desirable for the purpose of more advantageously administering the rights and obligations established under this Deed,

and in any case such modification, alteration or addition is considered by the Bank, acting in good faith, not to be materially prejudicial to the Creditors as whole, so far as known to it.

11. GOVERNING LAW

11.1 This Deed shall be governed by and construed in accordance with the laws for the time being in force in New Zealand. The Bank and ICBC NZ each hereby submit, for the purposes of this Deed, to the non-exclusive jurisdiction of the Courts of New Zealand in respect of all legal actions arising under or in relation to this Deed.

11.2 The Bank hereby irrevocably appoints ICBC NZ (and ICBC NZ hereby accepts such appointment) to be the agent of the Bank to accept service of process on behalf of the Bank in respect of all matters in New Zealand arising under or in relation to this Deed and the Bank agrees that any such process shall be properly served upon the Bank if delivered to ICBC NZ at its address for the service of Notices set out in clause 9.2.

12. ASSIGNMENT

12.1 No party to this Deed may assign its rights or obligations hereunder without the consent in writing of the other party.

13. CERTIFICATE

13.1 ICBC NZ shall advise the Bank in writing within fourteen (14) days of a request in writing from the Bank (made no more frequently than quarterly or following receipt by it of a Creditor's Demand) to do so, of its best estimate of the aggregate principal amount of the Obligations for which it is indebted as at such date to either all of the Creditors generally or to those Creditors specified by the Bank in its request.

EXECUTED as a Deed

EXECUTED as a DEED for and on behalf
of INDUSTRIAL AND COMMERCIAL
BANK OF CHINA LIMITED

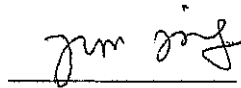

Chairman

EXECUTED as a DEED for and on behalf
of ICBC NEW ZEALAND LIMITED

in the presence of:



PETER GARY OWENS
SOLICITOR
AUCKLAND



17. Appendix 2 — Financial Statements

Industrial and Commercial Bank of China (New Zealand) Limited

Financial Statements for the year ended 31 December 2014

Contents

	Page
Independent Auditor's Report	29
Statement of Comprehensive Income	31
Statement of Changes in Equity	32
Statement of Financial Position	33
Statement of Cash Flows	34
 Notes to the Financial Statements	
1. Statement of Accounting Policies	36
2. Interest Income and Interest Expense	49
3. Net Gains/Losses on Financial Instruments At Fair Value Through Profit or Loss	49
4. Other Income	49
5. Operating Expenses	50
6. Impairment Allowance	51
7. Taxation	52
8. Current and deferred taxation	53
9. Cash, cash equivalents and balances with central banks	53
10. Due from banks and other financial institutions	54
11. Certificate of Deposits	54
12. Available for sale assets	54
13. Loans and advances to customers	54
14. Financial Assets designated at fair value through profit/loss, Financial Assets Held for Trading and Derivative financial instruments	55
15. Subsidiaries	56
16. Property, plant and equipment	57
17. Intangible assets	58
18. Other assets	58
19. Due to central banks, banks and other financial institutions	58
20. Balances with related parties	59
21. Deposits and other borrowings	59
22. Debt securities issued	59
23. Other liabilities	60
24. Set up cost of ICBC NZ	60
25. Reverse Repurchase Agreements	60
26. Equity	61
27. Asset Quality	62
28. Transactions with related parties	64
29. Concentration of credit risk	66
30. Concentration of funding	68
31. Lease commitments	69
32. Capital commitments	69
33. Contingent liabilities and commitments	69
34. Subsequent events after balance sheet date	69
35. Financial Risk Management	69
36. Securitisation, funds, management, other fiduciary activities and the marketing and distribution of insurance products	86
37. Risk management policies	86
38. Capital Adequacy	88



Independent auditor's report

To the shareholder of Industrial and Commercial Bank of China (New Zealand) Limited

Report on the Bank Disclosure Statement

We have audited the accompanying financial statements and supplementary information (excluding supplementary information relating to Capital Adequacy) of Industrial and Commercial Bank of China (New Zealand) Limited ("the Bank") on pages 31 to 95 of the Disclosure Statement. The financial statements comprise the statement of financial position as at 31 December 2014, the statements of comprehensive income, changes in equity and cash flows for the year then ended, and a summary of significant accounting policies and other explanatory information of the Bank. The supplementary information comprises the information that is required to be disclosed in accordance with Schedules 4, 7, 13, 14, 15 and 17 of the Registered Bank Disclosure Statements (New Zealand Incorporated Registered Banks) Order 2014 (as amended) (the "Order").

Directors' responsibility for the Disclosure Statement

The directors are responsible for the preparation of the Bank's Disclosure Statement, including financial statements prepared in accordance with Clause 24 of the Order and generally accepted accounting practice in New Zealand, and that give a true and fair view of the matters to which they relate. The directors are also responsible for such internal controls as they determine are necessary to enable the preparation of the Bank's full year Disclosure Statement that are free from material misstatement whether due to fraud or error.

The directors are responsible for the preparation and fair presentation of supplementary information, in accordance with Schedules 2, 4, 7, 13, 14, 15 and 17 of the Order.

Auditor's responsibility

Our responsibility is to express an opinion on the Disclosure Statement, including the financial statements prepared in accordance with Clause 24 of the Order and the supplementary information disclosed in accordance with Schedules 4, 7, 13, 14, 15 and 17 of the Order. We conducted our audit in accordance with International Standards on Auditing (New Zealand). Those standards require that we comply with ethical requirements and plan and perform the audit to obtain reasonable assurance about whether the Bank's financial statements are free from material misstatement.

An audit involves performing procedures to obtain audit evidence about the amounts and disclosures in the Bank's financial statements (excluding the supplementary information relating to Capital Adequacy). The procedures selected depend on the auditor's judgement, including the assessment of the risks of material misstatement of the financial statements, whether due to fraud or error. In making those risk assessments, the auditor considers internal controls relevant to the Bank's preparation of the financial statements that gives a true and fair view of the matters to which they relate in order to design audit procedures that are appropriate in the circumstances, but not for the purpose of expressing an opinion on the effectiveness of the Bank's internal controls. An audit also includes evaluating the appropriateness of accounting policies used and the reasonableness of accounting estimates, as well as evaluating the presentation of the financial statements.

We believe that the audit evidence we have obtained is sufficient and appropriate to provide a basis for our audit opinion.

Opinion on financial statements

In our opinion the financial statements of Industrial and Commercial Bank of China (New Zealand) Limited ("the Bank") on pages 31 to 95:

- complies with generally accepted accounting practice in New Zealand; and
- gives a true and fair view of the financial position as at 31 December 2014 and of its financial performance and cash flows for the year ended on that date.

Opinion on supplementary information (excluding supplementary information relating to Capital Adequacy)

In our opinion, the supplementary information (excluding supplementary information relating to Capital Adequacy) that is required to be disclosed in accordance with Schedules 4, 7, 13, 14, 15 and 17 of the Order, and is included within notes 27, 29, 30, 35, 36 and 37 of the Disclosure Statement:

- has been prepared, in all material respects, in accordance with the guidelines issued pursuant to section 78(3) of the Reserve Bank of New Zealand Act 1989 and any conditions of registration;
- is in accordance with the books and records of the Bank in all material respects; and
- fairly states the matters to which it relates in accordance with those Schedules.



Review report on the supplementary information relating to Capital Adequacy

We have completed a review of the capital adequacy information, as disclosed in note 38 of the Disclosure Statement for the year ended 31 December 2014.

Directors' responsibility for the supplementary information relating to Capital Adequacy

The directors are responsible for the preparation of supplementary information relating to capital adequacy that is required to be disclosed under Schedule 9 of the Order and prepared in accordance with the Capital Adequacy Framework (Standardised Approach) (BS2A) and described in note 38 of the Disclosure Statement and for such internal control as the directors determine is necessary to enable the preparation of the supplementary information relating to Capital Adequacy is free from material misstatement, whether due to fraud or error.

Auditor's responsibility

Our responsibility is to express a conclusion on the capital adequacy information disclosed in accordance with Schedule 9 of the Order based on our review. We conducted our review in accordance with NZ SRE 2410 *Review of Financial Statements Performed by the Independent Auditor of the Entity* ("NZ SRE 2410") NZ SRE 2410 requires us to conclude whether anything has come to our attention that causes us to believe that the supplementary information relating to Capital Adequacy is not, in all material respects:

- prepared in accordance with the Capital Adequacy Framework (Standardised Approach) (BS2A); and
- disclosed in accordance with Schedule 9 of the Order.

As the auditor of the Bank, NZ SRE 2410 requires that we comply with the ethical requirements relevant to the audit of the annual financial statements.

A review of the supplementary information relating to Capital Adequacy in accordance with NZ SRE 2410 is a limited assurance engagement. The auditor performs procedures, primarily consisting of making enquiries, primarily of persons responsible for financial and accounting matters, and applying analytical and other review procedures.

The procedures performed in a review are substantially less than those performed in an audit conducted in accordance with International Standards on Auditing (New Zealand). Accordingly we do not express an audit opinion on the supplementary information relating to Capital Adequacy disclosures.

Review conclusion on the supplementary information relating to Capital Adequacy

Based on our review, nothing has come to our attention that causes us to believe that the supplementary information relating to Capital Adequacy, disclosed in note 38 of the Disclosure Statement, is not, in all material respects:

- prepared in accordance with the Capital Adequacy Framework (Standardised Approach) (BS2A); and
- disclosed in accordance with Schedule 9 of the Order.

Independence

The New Zealand firm has provided other services to Bank in relation to accounting advice services and review of the Bank's compliance with its conditions of registration as at 31 December 2014. Subject to certain restrictions, partners and employees of our firm may also deal with the Bank on normal terms within the ordinary course of trading activities of the business of the Bank. There are, however, certain restrictions on dealings which the partners and employees of our firm can have with the Bank. These matters have not impaired our independence as auditors of the Bank. The New Zealand firm has no other relationship with, or interest in, the Bank.

Report on other legal and regulatory requirements

In accordance with the requirements of sections 16(1)(d) and 16(1)(e) of the Financial Reporting Act 1993, and clauses 2(1)(d) and 2(1)(e) of Schedule 1 of the Order, we report that:

- we have obtained all the information and explanations we have required; and
- in our opinion, proper accounting records have been kept by the Bank, as far as appears from our examination of those records.

Auckland
27 March 2015

STATEMENT OF COMPREHENSIVE INCOME	Notes Ref.	12 month ended 31 December 2014	3 month ended 31 December 2013
		\$'000	\$'000
For the year ended 31 December 2014			
Interest Income	2	3,621	462
Interest Expense	2	(656)	(1)
Net Interest Income		2,965	461
Net gains/(losses) on financial instruments at fair value through profit or loss	3	-	-
Other Income/(Expense) (including Fees and commission)	4	631	(4)
Total operating income		3,596	457
Operating expenses	5	(6,046)	(518)
Impairment losses on loans and advances	6	(483)	-
Net profit/(loss) before taxation		(2,933)	(61)
Taxation (expense)/ benefit	7	(42)	-
Net profit/(loss) for the period		(2,975)	(61)
Net change in available-for sale reserve (net of tax)		-	-
Net change in cash-flow hedge reserve (net of tax)		-	-
Foreign currency translation reserve		-	-
Total other comprehensive income		-	-
Total comprehensive income		(2,975)	(61)

The accompanying notes 1-38 form an integral part of these financial statements.



STATEMENT OF CHANGES IN EQUITY
For the year ended 31 December 2014

	Notes Ref.	Share Capital \$'000	Retained Earnings \$'000	Total \$'000
Balance at 1 January 2014	26	60,378	(187)	60,191
Profit for the year		-	(2,975)	(2,975)
Total comprehensive income for the year		-	(2,975)	(2,975)
Balance at 31 December 2014	26	60,378	(3,162)	57,216

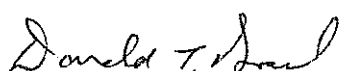
STATEMENT OF CHANGES IN EQUITY
For the 3 month period ended 31 December 2013

	Notes Ref.	Share Capital \$'000	Retained Earnings \$'000	Total \$'000
Balance at 1 October 2013	26	60,378	(126)	60,252
Profit for the year		-	(61)	(61)
Total comprehensive income for the year		-	(61)	(61)
Balance at 31 December 2013	26	60,378	(187)	60,191

The accompanying notes 1-38 form an integral part of these financial statements.

STATEMENT OF FINANCIAL POSITION		31 December	31 December
As at 31 December 2014		2014	2013
	Notes Ref.	\$'000	\$'000
Assets			
Cash, cash equivalents and balances with central banks	9	376,620	1,630
Balances due from related parties	20	246	-
Due from banks and other financial institutions	10	205,000	56,475
Financial assets designated at fair value through profit or loss	14	20	-
Financial assets held for trading	14	-	-
Available-for-sale assets	12	-	-
Derivative Financial Assets	14	-	-
Reverse repurchase agreements	25	-	-
Loans and advances to customers	13	85,696	-
Property, plant and equipment	16	1,879	2,080
Intangible assets	17	7	11
Current taxation	8	-	-
Deferred tax assets	8	-	-
Other assets	18	1,008	800
Total assets		670,476	60,996
Liabilities			
Due to central banks, banks and other financial institutions	19	1	-
Balances due to related parties	20	547,019	-
Derivative Financial Liabilities	14	-	-
Reverse repurchase Agreements	25	4,335	-
Deposits and other borrowings	21	8,983	-
Certificates of Deposit	11	-	-
Debt securities issued	22	50,000	-
Deferred tax liabilities	8	-	-
Other liabilities	23	2,922	805
Total liabilities		613,260	805
Shareholder's equity			
Share capital	26	60,378	60,378
Reserves	26	(3,162)	(187)
Total shareholder's equity		57,216	60,191
Total shareholder's equity and liabilities		670,476	60,996
Total interest and discount bearing assets	29	667,094	58,254
Total interest and discount bearing liability	30	604,202	-

These financial statements were approved by the directors on **27 March 2015** and are signed on their behalf by:



Donald Thomas Brash
Chairman



The accompanying notes 1-38 form an integral part of these financial statements.

	31 December 2014 12 months	31 December 2013 3 months
STATEMENT OF CASH FLOWS		
For the year ended 31 December 2014	Notes Ref.	\$'000
Cash flows from operating activities		
Interest received	3,220	340
Fees and other income	734	-
Operating expenses paid	(4,224)	(359)
Interest paid	(97)	(1)
Taxes paid	(42)	-
Net cash flows from operating activities before changes in operating assets and liabilities	(409)	(20)
Net changes in operating assets and liabilities:		
(Increase)/decrease in financial assets held for trading	-	-
Decrease/(increase) in available-for-sale-assets	-	-
(Increase)/Decrease in loans and advances	(86,179)	-
Decrease/(increase) in balances due from other financial institutions	(148,525)	(56,475)
Increase / (Decrease) in deposits and other borrowings	13,318	-
(Decrease)/increase in balances due to related parties	547,019	(347)
Increase/ (Decrease) in balances due to financial institutions	1	-
(Increase) / Decrease in other assets	100	(478)
Increase/(decrease) in other liabilities and provisions	271	678
Decrease/(increase) in balances due from related parties	(246)	-
Increase / (Decrease) in certificates of deposit	-	-
Net cash flows from operating activities	325,350	(56,642)
Cash flows from investing activities		
Purchase of property, plant and equipment	(360)	(2,092)
Purchase of intangible software assets	-	(11)
Purchase of customer relationships	-	-
Net cash flows from investing activities	(360)	(2,103)
Cash flows from financing activities		
Issue of shares	-	-
Capital injection from shareholders	-	-
Proceeds from term subordinated debt	-	-
Proceeds from related parties	-	-
Increase in debt securities issued	50,000	-
Dividends paid	-	-
Net cash flows from financing activities	50,000	-
(Decrease)/increase in cash and cash equivalents	374,990	(58,745)
Add opening cash and cash equivalents	1,630	60,379
Effect of exchange rate changes on cash and cash equivalents	-	(4)
Cash and cash equivalents	376,620	1,630

	31 December 2014 12 months	31 December 2013 3 months
STATEMENT OF CASH FLOWS (Cont.)		
For the year ended 31 December 2014	Notes Ref.	\$'000
Reconciliation of net profit after taxation to net cash-flows from operating activities		
Net profit/(loss) after taxation	(2,975)	(61)
Non cash movements:		
Unrealised fair value adjustments	(20)	-
Depreciation	561	37
Amortisation of intangibles	4	-
Amortisation of financial instruments	-	-
Increase in collective allowance for impairment losses	483	-
Increase in individual allowance for impairment losses	-	-
(Increase)/decrease in deferred expenditure	-	-
Unsecured lending losses	-	-
Unrealised foreign exchange loss/(gain)	-	4
(Increase)/decrease in deferred taxation	-	-
Interest expense on debt securities issued	-	-
Increase in operating assets and liabilities	1,028	41
(Increase)/decrease in Interest Receivable	(443)	(122)
Increase/(decrease) in payable accruals	625	146
(Increase)/decrease in financial assets at fair value through profit or loss	-	-
Decrease/(increase) in available-for-sale assets	-	-
Increase in loans and advances	(86,179)	-
Decrease/(increase) in balances due from other financial institutions	(148,525)	(56,475)
Increase/ (decrease) in deposits and other borrowings	13,318	-
Increase / (decrease) in balances due to other financial institutions	1	-
(Decrease)/increase in other liabilities	1,493	532
(Decrease)/increase in balances due to related parties	547,019	(347)
Increase / (decrease) in current taxation	-	-
Decrease/(increase) in other assets	234	(356)
Decrease/(increase) in balances due from related parties	(246)	-
Net cash flows from operating activities	325,350	(56,642)

The accompanying notes 1-38 form an integral part of these financial statements.



1. STATEMENT OF ACCOUNTING POLICIES

(1) Reporting Entity

The reporting entity is Industrial and Commercial Bank of China (New Zealand) Limited (the "Bank"). The Bank does not prepare group financial statements as the bank does not have any subsidiaries. The Bank is registered under the Companies Act 1993 and is incorporated in New Zealand. The Bank was incorporated on 13 March 2013. The financial statements for the period ended 31 December 2014 are for the 12 month period between 1 January 2014 to 31 December 2014. The comparative figures are for the 3 month ended 31 December 2013. Therefore the comparative figures in the Statement of Changes in Equity, Statement of Comprehensive Income, Statement of Cash Flows and related notes are not directly comparable.

These financial statements have been prepared in accordance with the requirements of the Companies Act 1993, the Financial Reporting Act 1993, and the Registered Bank Disclosure Statements (New Zealand Incorporated Registered Banks) Order 2014 ("the Order"). They were approved for issue by the Directors on 27 March 2015. The address of the Bank's registered office is PWC tower, Level 11, 188 Quay Street, Auckland 1010, New Zealand. The bank provides its products and services to retail and wholesale/institutional customers.

(2) Basis of Preparation

The Bank's financial statements have been prepared in accordance with New Zealand Generally Accepted Accounting Practice ("NZ GAAP"). They comply with New Zealand equivalents to the International Financial Reporting Standards ("NZ IFRS") and other applicable Financial Reporting Standards, as appropriate for profit-oriented entities. These financial statements also comply with the International Financial Reporting Standards.

The financial statements have been prepared under the historical cost convention, except for derivative financial instruments, financial assets and liabilities held for trading, financial assets and liabilities designated at fair value through profit or loss and available-for-sale financial assets that have been measured at fair value, as further explained in the respective accounting policies below. The carrying values of recognised assets and liabilities, that are hedged in fair value hedges and are otherwise carried at cost, are adjusted to record changes in the fair values attributable to the risks that are being hedged.

(3) Presentation Currency

The reporting currency of these financial statements and notes is New Zealand dollars, the currency of the primary economic environment in which the Bank operates ("the functional currency"). The financial statements are presented in New Zealand dollars and rounded to the nearest thousands (\$'000) unless otherwise stated.

(4) Critical accounting estimates and judgements

The preparation of financial statements in conformity with NZ IFRS requires the use of certain critical accounting estimates. Management is required to make judgements on accounting policies and estimates concerning the carrying values of assets and liabilities that are not readily available from other sources. These estimates and associated assumptions are based on historical experience and various other facts appropriate to the particular circumstances. Actual results may differ from these estimates.

Estimates, judgements and underlying assumptions are reviewed on an ongoing basis. Revisions to accounting estimates are recognised in the period in which the estimate is revised and in any future periods affected.

The information about estimates and assumptions in applying accounting policies that have the most significant effect on the amounts recognised in the financial statements is included in the following accounting policies and notes:

- Impairment Allowance (Note 6)
- Deferred Taxation (Note 8).

(5) Summary of significant accounting policies

The principal accounting policies applied in the preparation of these financial statements are set out below. These policies have been consistently applied to all the years presented, unless otherwise stated.



1. STATEMENT OF ACCOUNTING POLICIES Continued

(a) Foreign currency translation

Foreign currency transactions are translated into the functional currency (NZD) using the exchange rates prevailing at the date of the transaction or valuation where items are remeasured.

Monetary assets and liabilities denominated in foreign currencies are re-translated into NZD at the applicable exchange rates ruling at the end of the reporting period. Exchange differences arising on the settlement of monetary items or on translating monetary items at period end rates are recognised in the profit or loss. Tax charges and credits attributable to exchange differences on those monetary items are also recorded in other comprehensive income.

Non-monetary items that are measured at historical cost in a foreign currency are translated using the exchange rate as at the date of the initial transactions. Non-monetary items measured at fair value in a foreign currency are translated using the exchange rates as at the date when the fair value is determined.

(b) Revenue recognition

Revenue is recognised to the extent that it is probable that the economic benefits will flow to the Bank and when the revenue can be reliably measured. The following specific recognition criteria must also be met before revenue is recognised:

(i) Interest income and expense

For all financial instruments measured at amortised cost and interest-generating financial instruments classified as available-for-sale financial assets, interest income or expense is recorded at the effective interest rate, which is the rate that exactly discounts estimated future cash payments or receipts through the expected life of the financial instrument or a shorter period, where appropriate, to the net carrying amount of the financial asset or financial liability. The calculation takes into account all contractual terms of the financial instrument (for example, prepayment options) and includes any fees or incremental costs that are directly attributable to the instrument and are an integral part of the effective interest rate, but not future credit losses. The carrying amount of the financial asset or financial liability is adjusted if the Bank revises its estimates of payments or receipts. The adjusted carrying amount is calculated based on the original effective interest rate and the change in carrying amount is recorded in profit or loss.

Once a financial asset or a Bank of similar financial assets has been written down as a result of an impairment loss, interest income is recognised using the rate of interest used to discount the future cash flows for the purpose of measuring the impairment loss.

(ii) Lending Fees

Fees and direct costs relating to loan origination, financing or restructuring and to loan commitments are deferred and amortised to interest income over the life of the loan using the effective interest method. Lending fees not directly related to the origination of a loan are recognised over the period of service.

(iii) Commission and Other Fees

The Bank earns fee and commission income from a diverse range of services it provides to its customers. Fee income can be divided into the following two categories:

(i) Fee income on transactions conducted or from services provided over a period of time

Fee income is recognised on the basis of when the transaction is completed or on an accrual basis when the service is provided over a period of time. These fees mainly include fee income on settlement and clearing business, commission income and fee income on asset management, custody and other management advisory services.

(ii) Fee income from providing transaction services

Fees arising from negotiating or participating in the negotiation of a transaction for a third party, such as the arrangement of the acquisition of shares or other securities or the purchase or sale of businesses, are recognised on completion of the underlying transaction. Fees or components of fees that are linked to a certain performance are recognised after fulfilling the corresponding criteria.



1. STATEMENT OF ACCOUNTING POLICIES Continued

(iv) Other Income

Dividend income is recorded in the statement of comprehensive income when the Bank's right to receive the dividend is established. Realised and unrealised gains and losses from re-measurement of financial instruments at fair value through profit or loss are disclosed separately in the profit and loss.

(c) Expense recognition

Operating lease payments are recognised in the profit and loss on a straight-line basis over the term of the lease, unless another systematic basis is more representative of the time pattern of the benefit received. All other expenses, excluding interest expense, are recognised in the statement of comprehensive income on an accrual basis.

(d) Financial Assets

Classification

At initial recognition, financial assets are classified into four categories: financial assets at fair value through profit or loss, loans and receivables, available-for-sale financial assets and held-to-maturity financial investments. The classification depends on the purpose for which the financial assets were acquired. Management determines the classification of its financial assets at initial recognition.

(i) Cash, cash equivalents and balances with central banks

Cash, cash equivalents include cash and cash at bank, settlement account balance with central bank and other financial institutions.

(ii) Due from banks and other financial institutions

Due from banks and other financial institutions includes term deposits with other financial institutions.

(iii) (a) Financial assets at fair value through profit or loss

Assets in this category are either held for trading or designated at fair value through profit or loss at inception. A financial instrument may be designated as a financial asset or financial liability at fair value through profit or loss upon initial recognition, if it meets any of the criteria set out below:

- (a) It eliminates or significantly reduces a measurement or recognition inconsistency that would otherwise arise from measuring the financial asset or from recognising the gains and losses on them on different bases;
- (b) It applies to a group of financial assets, financial liabilities or both which is managed and its performance evaluated on a fair value basis, in accordance with a documented risk management or investment strategy, and where information about that group of financial instruments is provided internally on that basis to key management personnel; or
- (c) The financial instrument contains one or more embedded derivatives, unless the embedded derivative(s) does not significantly modify the cash flows or it is clear, with little or no analysis, that it would not be separately recorded.

In the case of an equity investment, if neither a quoted market price in an active market exists nor its fair value can be reliably measured, it cannot be designated as a financial asset at fair value through profit or loss. Financial assets designated at fair value through profit or loss mainly include debt securities and other debt instruments, financial liabilities designated at fair value through profit or loss mainly include wealth management products, structured deposits, notes payable, certificates of deposit.

These assets are measured at fair value after initial recognition. Realised and unrealised income or expenses are recognised in the profit or loss.



1. STATEMENT OF ACCOUNTING POLICIES Continued

(iii) (b) Financial assets held for trading

A financial asset is classified as held for trading if:

- (a) it is acquired or incurred principally for the purpose of selling or repurchasing it in the near term;
- (b) on initial recognition it is part of a portfolio of identified financial instruments that are managed together and for which there is evidence of a recent actual pattern of short term profit-taking; or
- (c) it is a derivative.

Financial assets held for trading mainly include debt securities, equity investments and derivatives that are not designated as effective hedging instruments.

Financial assets held for trading are measured at fair value after initial recognition. Realised or unrealised income or expenses are recognised in the profit or loss. Derivatives are separately presented and disclosed in the financial statements.

(iv) Loans and receivables

Loans and receivables are non-derivative financial assets with fixed or determinable payments that are not quoted in an active market and the Bank has no intention of trading the assets immediately or in the near term. After initial measurement, such assets are subsequently carried at amortised cost using the effective interest rate method, less any allowance for impairment losses. Gains and losses are recognised in the profit or loss when such assets are derecognised or impaired, as well as through the amortisation process. Loans and receivables mainly include loans and advances to customers, receivables and discounted bills.

Discounted bills are granted by the Bank to its customers based on the bank acceptance held which has not matured. Discounted bills are carried at face value less unrealised interest income and the interest income of the discounted bills is recognised using the effective interest rate method.

(v) Available for Sale

Available-for-sale financial assets are non-derivative financial assets which are designated as such or are not classified in any of the three preceding categories. After initial recognition, available-for-sale financial assets are subsequently measured at fair value. Premiums and discounts on available-for-sale financial assets are amortised using the effective interest rate method and are taken to the profit or loss as interest income. Changes in fair value of available-for-sale financial assets are recognised as a separate component of other comprehensive income until the financial asset is derecognised or determined to be impaired at which time the cumulative gains or losses previously recorded in other comprehensive income are transferred to the profit or loss. Dividend and interest income on available-for-sale financial assets are recorded in the profit or loss.

In the case of an equity investment classified as available for sale, if neither a quoted market price in an active market exists nor its fair value can be reliably measured, it will be measured at cost less any impairment loss.

(vi) Derivative Assets

Derivative instruments are contracts whose value is derived from one or more underlying variables such as a special interest rate or index as defined in the contract. Derivative assets are measured at fair value through Income Statements.

(iv) Held to Maturity

Held-to-maturity financial investments are non-derivative financial assets with fixed or determinable payments and a fixed maturity and which the Bank has the positive intention and ability to hold to maturity. After initial measurement, held-to-maturity financial investments are subsequently measured at amortised cost using the effective interest rate method, less any allowance for impairment. Gains and losses are recognised in the profit or loss when the held-to-maturity financial investments are derecognised or impaired, as well as through the amortisation process. All the held-to-maturity financial investments are bond investments. The Bank shall reclassify any remaining held-to-maturity investments as available for sale and shall not classify any financial assets as held to maturity during the current financial year or during the two preceding financial years, if the Bank has sold or reclassified more than an insignificant amount of held-to-maturity investments before maturity (more than insignificant in relation to the total amount of held-to-maturity investments) except for sale or reclassification that:

1. STATEMENT OF ACCOUNTING POLICIES Continued

- (i) is so close to maturity or the financial asset's call date (for example, less than three month before maturity) that changes in the market rate of interest would not have a significant effect on the financial asset's fair value;
- (ii) occurs after the entity has collected substantially all of the financial asset's original principal through scheduled payments or prepayments; or
- (iii) is attributable to an isolated event that is beyond the entity's control, is non-recurring and could not have been reasonably anticipated by the entity.

Impairment of Financial Assets

An assessment on carrying amount of financial assets is made at the end of each reporting period. Impairment is recognised if there is objective evidence of impairment of financial assets, i.e., one or more events that occur after the initial recognition of those assets and have an impact on the estimated future cash flows of the financial assets or group of financial assets that can be reliably estimated. Evidence of impairment may include indications that the borrower or a group of borrowers is experiencing significant financial difficulty, default or delinquency in interest or principal payments, they would probably enter into bankruptcy or other financial reorganisation and where observable data indicate that there is a measurable decrease in the estimated future cash flows.

Financial assets carried at amortised cost

If there is objective evidence that an impairment loss on loans and receivables or held-to-maturity investments has been incurred, the amount of the loss is measured as the difference between the asset's carrying amount and the present value of estimated future cash flows (excluding future credit losses that have not been incurred) discounted at the financial asset's original effective interest rate and shall include the value of any relevant collateral. The original effective interest rate is the rate used to determine the values of financial assets at initial recognition. With respect to floating-rate loans, receivables and held-to-maturity investments, the discount rate could be the current effective interest rate determined under the contract. The carrying amount of the asset is reduced through the use of an impairment provision account and the amount of the loss is recognised in the profit or loss.

The Bank first assesses whether objective evidence of impairment exists individually for financial assets that are individually significant, and individually or collectively for financial assets that are not individually significant. If it is determined that no objective evidence of impairment exists for an individually assessed financial asset, whether significant or not, the asset is included in a group of financial assets with similar credit risk characteristics and that group of financial assets is collectively assessed for impairment. Assets that are individually assessed for impairment and for which an impairment loss is or continues to be recognised are not included in a collective assessment of impairment.

Future cash flows of a group of financial assets that are collectively evaluated for impairment are estimated on the basis of historical loss experience for assets with credit risk characteristics similar to those in the Bank. Historical loss experience is adjusted on the basis of current observable data to reflect the impact of current conditions that did not affect the period on which the historical loss experience is based and to eliminate the impact of historical conditions that do not exist currently. The methodology and assumptions used for estimating future cash flows are reviewed regularly by the Bank.

If, in a subsequent period, the amount of an impairment loss decreases and the decrease can be attributed objectively to an event occurring after the impairment was recognised, the previously recognised impairment loss is reversed. Any subsequent reversal of an impairment loss is recognised in the profit or loss, to the extent that the carrying value of the assets does not exceed its amortised cost at the reversal date.

When an item of loans and receivables is uncollectible, it is written off against the related allowance for impairment losses. Such loans and receivables are written off after all the necessary procedures have been completed and the amount of the loss has been determined. Subsequent recoveries of the amounts previously written off decrease the amount of the provision for loan impairment in the profit or loss.

Financial assets carried at cost

If there is objective evidence that an impairment loss has been incurred on the financial asset, the amount of impairment loss, measured as the difference between the carrying amount of that financial asset and the

1. STATEMENT OF ACCOUNTING POLICIES Continued

present value of estimated future cash flows discounted at the current market rate of return for a similar financial asset, is recognised in the profit or loss. In the case of an equity investment, if neither a quoted market price in an active market exists nor its fair value can be reliably measured, the amount of impairment loss is recognised in the profit or loss. Impairment losses on these assets are not reversed.

Available-for-sale financial assets

If there is objective evidence that the financial asset is impaired, the cumulative loss, measured as the difference between the acquisition cost (net of any principal repayment and amortisation) and the current fair value, less any impairment loss on that financial asset previously recognised in the profit or loss, is removed from other comprehensive income and recognised in the profit or loss.

In the case of equity investments classified as available for sale, objective evidence would include a significant or prolonged decline in the fair value of the investment below its cost. The Bank considers the period and consistency of the decline in evaluating whether a decline in fair value is prolonged. The Bank considers the time period and continuity of the magnitude of the decline to evaluate whether the decline in fair value is prolonged. More significantly the fair value declines relative to the cost, the less the volatility moves, and the longer the decline lasts or the more obvious the continuity of the magnitude of the decline is, the more likely the equity investment impairs. Impairment losses on equity investments are not reversed through the profit or loss; increases in their fair value after impairment are recognised as other comprehensive income.

In the case of debt instruments classified as available for sale, if, in a subsequent period, the fair value of a debt instrument increases and the increase can be objectively related to an event occurring after the impairment loss was recognised in the profit or loss, the impaired loss is reversed through the profit or loss.

(e) Financial Liabilities

Classification

At initial recognition, financial liabilities are classified into two categories: financial liabilities at fair value through profit or loss, and other financial liabilities. Management determines the classification of its financial liabilities at initial recognition. Liabilities are recorded initially at fair value, plus transaction costs. Subsequent to initial recognition, liabilities are measured at amortised cost with any difference between the initial recognised amount and the redemption value being recognised in profit before taxation over the period of borrowing using the effective interest method.

(i) (a) Financial liabilities at fair value through profit or loss

Liabilities in this category are either held for trading or designated at fair value through the profit or loss at inception. A financial liability is classified in this category if entered into principally for the purpose of selling in the short-term, if it eliminates an accounting mismatch or if it is managed by the Bank on a fair value basis.

(i) (b) Derivative Liabilities

Derivative liabilities that do not meet the criteria for hedge accounting are classified as held for trading and measured at fair value through profit or loss.

(ii) Other financial liabilities

This category includes all financial liabilities other than those at fair value through profit or loss. Liabilities in this category are measured at amortised cost and include:

Due to other banks

This represents amounts due to other banks, apart from those designated as at fair value through profit or loss.

Deposits from customers

Deposits from customers cover all forms of funding, apart from those classified as at fair value through profit or loss and include transactional and savings accounts, term deposits and credit balances on cards.

Other liabilities

Other liabilities include the accrual of interest coupons and fees payable. For derivatives, any accrued interest is recognised and measured as part of the derivative's fair value.

1. STATEMENT OF ACCOUNTING POLICIES Continued

Debt Securities Issued

Debt Securities Issued is recognised in the balance sheet including accrued interest. When fair value hedge accounting is applied to fixed rate debt securities issued, the carrying value at amortised cost is adjusted for changes in fair value related to the hedged risk.

Other financial liabilities are recognised initially at fair value net of transaction costs incurred. Other financial liabilities are subsequently stated at amortised cost; any difference between proceeds net of transaction costs and the redemption value is recognised in the statement of comprehensive income over the period of the borrowings using the effective interest method.

Transaction cost, specifically debt issue costs, include costs incurred directly attributable to the issuance of the debt, such as legal costs and lead manager fee.

Derecognition of financial assets and liabilities

A financial asset (or, where applicable, a part of a financial asset or part of a group of similar financial assets) is derecognised when:

- The rights to receive cash flows from the asset have expired; or
- The Bank has transferred its rights to receive cash flows from the asset; or has retained its rights to receive cash flows from the asset but has assumed an obligation to pay them in full without material delay to a third party under a “pass-through” arrangement; and either the Bank has transferred substantially all the risks and rewards of ownership of the financial asset; or the Bank has neither transferred nor retained substantially all the risks and rewards of ownership of the financial asset, but has transferred control of the asset.

Where the Bank has transferred its rights to receive cash flows from an asset or has retained its rights to receive cash flows from the asset but has entered into a pass-through arrangement, and has neither transferred nor retained substantially all the risks and rewards of the asset nor transferred control of the asset, the asset is recognised to the extent of the Bank’s continuing involvement in the asset.

Continuing involvement that takes the form of a guarantee over the transferred asset is measured at the lower of the original carrying amount of the asset and the maximum amount of consideration that the Bank could be required to repay.

A financial liability is derecognised when the obligation under the liability is discharged, cancelled or expires. Where an existing financial liability is replaced by another from the same lender on substantially different terms, or the terms of an existing liability are substantially modified, such an exchange or modification is treated as a derecognition of the original liability and the recognition of a new liability, and the difference in the respective carrying amounts is recognised in the profit or loss.

(f) Derivative financial instruments and hedge accounting

Derivatives

The Bank uses derivative financial instruments such as forward currency contracts and interest rate swaps to hedge its risks associated with foreign currency and interest rate fluctuations, respectively. Such derivative financial instruments are initially recognised at fair value on the date on which a derivative contract is entered into and are subsequently remeasured at fair value. Derivatives are carried as assets when the fair value is positive and as liabilities when the fair value is negative.

Certain derivatives embedded in other financial instruments are treated as separate derivatives when their economic characteristics and risks are not closely related to those of the host contract and the hybrid instrument is not carried at fair value through profit or loss. These embedded derivatives are measured at fair value with the changes in fair value recognised in the profit or loss.

Any gains or losses arising from changes in fair value on derivatives that do not qualify for hedge accounting are taken directly to the profit or loss.



1. STATEMENT OF ACCOUNTING POLICIES Continued

For less complex derivative products, the fair values are principally determined by valuation models which are commonly used by market participants. Inputs to valuation models are determined from observable market data wherever possible, including foreign exchange spot and forward rates and interest rate yield curves. For more complex derivative products, the fair values are mainly determined by quoted prices from dealers.

Hedge Accounting

At the inception of a hedge relationship, the Bank formally designates and documents the hedge relationship to which the Bank wishes to apply hedge accounting and the risk management objective and strategy for undertaking the hedge. The documentation includes identification of the hedging instrument, the hedged item or transaction, the nature of the risk being hedged and how the entity will assess the hedging instrument's effectiveness in offsetting the exposure to changes in the hedged item's fair value or cash flows attributable to the hedged risk. Such hedges are expected to be highly effective in achieving offsetting changes in fair value or cash flows and are assessed on an ongoing basis to determine that they have actually been highly effective throughout the financial reporting periods for which they were designated.

Certain derivative transactions, while providing effective economic hedges under the Bank's risk management positions, do not qualify for hedge accounting under IAS 39 and are therefore treated as derivatives held for trading with fair value gains or losses recognised in the profit or loss. Hedges which meet the strict criteria for hedge accounting are accounted for in accordance with the Bank's accounting policy as set out below.

(i) Cash flow hedge accounting

Cash flow hedges are hedges of the Bank's exposure to variability in cash flows that is attributable to a particular risk associated with a recognised asset or liability or a highly probable forecast transaction and could affect profit or loss. For designated and qualifying cash flow hedges, the effective portion of the gain or loss on the hedging instrument is initially recognised directly in other comprehensive income. The ineffective portion of the gain or loss on the hedging instrument is recognised immediately in the profit or loss.

When the hedged cash flow affects the profit or loss, the gain or loss on the hedging instrument recognised directly in other comprehensive income is recycled in the corresponding income or expense line of the profit or loss. When a hedging instrument expires, or is sold, terminated, exercised, or when a hedge no longer meets the criteria for hedge accounting, any cumulative gain or loss existing in other comprehensive income at that time remains in other comprehensive income until the hedged forecast transaction ultimately occurs. When a forecast transaction is no longer expected to occur, the cumulative gain or loss that was reported in other comprehensive income is immediately transferred to the profit or loss.

(ii) Fair Value hedge accounting

Fair value hedges are hedges of the Bank's exposure to changes in the fair value of a recognised asset or liability or an unrecognised firm commitment, or an identified portion of such an asset, liability or unrecognised firm commitment, that is attributable to a particular risk and could affect the profit or loss. For fair value hedges, the carrying amount of the hedged item is adjusted for gains and losses attributable to the risk being hedged, the derivative is remeasured at fair value and the gains and losses from both are taken to the profit or loss.

For hedged items recorded at amortised cost, the difference between the carrying value of the hedged item and the face value is amortised over the remaining term of the original hedge using the effective interest rate method.

When an unrecognised firm commitment is designated as a hedged item, the subsequent cumulative change in the fair value of the firm commitment attributable to the hedged risk is recognised as an asset or liability with a corresponding gain or loss recognised in the profit or loss. The changes in the fair value of the hedging instrument are also recognised in the profit or loss.

The Bank discontinues fair value hedge accounting if the hedging instrument expires or is sold, terminated or exercised, the hedge no longer meets the criteria for hedge accounting or the Bank revokes the designation. If the hedged items are derecognised, the unamortised fair value is recorded in the profit or loss.

1. STATEMENT OF ACCOUNTING POLICIES Continued

(g) Offsetting financial instruments

Financial assets and liabilities are offset and the net amount is reported in the statement of financial position if, and only if, the Bank has a legally enforceable right to offset such amounts with the same counterparty and an intention to settle on a net basis, or to realise the asset and settle the liability simultaneously.

(h) Asset quality

(i) Impaired Assets

Impaired assets consist of restructured assets, assets acquired through the enforcement of security and other impaired assets.

A restructured asset is any credit exposure for which:

- the original terms have been changed to grant the counterparty a concession that would not otherwise have been available, due to the counterparty's difficulties in complying with the original terms;
- the revised terms of the facility are not comparable with the terms of new facilities with comparable risks; and
- the yield on the asset following restructuring is equal to, or greater than, the Bank's average cost of funds, or that a loss is not otherwise expected to be incurred.

Other impaired assets means any credit exposures for which an impairment loss is required in accordance with NZ IAS 39, paragraphs 58 to 62, but is not a restructured asset or an asset acquired through the enforcement of security. Financial assets acquired through the enforcement of security are those real estate and other assets acquired in full or partial satisfaction of a debt.

(ii) Past Due Assets

A past due asset is any credit exposure where a counterparty has failed to make a payment when contractually due, and is not an impaired asset.

(iii) Assets under administration

An asset under administration is any credit exposure which is not an impaired asset or a past due asset, but which is to a counterparty:

- who is in receivership, liquidation, bankruptcy, statutory management or any form of administration in New Zealand; or
- who is in any other equivalent form of voluntary or involuntary administration in an overseas jurisdiction.

(iv) Renegotiated Assets

A renegotiated asset is any credit exposure that would otherwise be past due or impaired whose terms have been renegotiated.

(i) Property, Plant and Equipment

Property and equipment, other than construction in progress are stated at cost less accumulated depreciation and any impairment losses. The cost of an item of property and equipment comprises its purchase price, tax and any directly attributable costs of bringing the asset to its present working condition and location for its intended use. Expenditure incurred after items of property and equipment have been put into operation, such as repairs and maintenance, is normally charged to the profit or loss in the period in which it is incurred. In situations

where the recognition criteria are satisfied, the expenditure for a major inspection is capitalised in the carrying amount of the asset as a replacement.

Depreciation is calculated on the straight-line basis to write off the cost of each item of property and equipment, less any estimated residual value, over the estimated useful life. The estimated useful life, estimated residual value and the annual depreciation rate of each item of property and equipment are as follows:



1. STATEMENT OF ACCOUNTING POLICIES Continued

	Estimated Useful Life	Estimated Residual Value	Annual Depreciation Rate
Freehold buildings	20 years	5%	5%
Office equipment furniture and motor vehicles	5 years	20%	20%
Computers and other electronics	3 years	33.3%	33.3%
Leasehold improvements	Lesser of 5 years or the remaining term of the lease		

For an item of impaired fixed assets, the depreciation is calculated based on the carrying value less the cumulative impairment losses.

Where parts of an item of property and equipment have different useful lives, the cost of that item is allocated on a reasonable basis among the parts and each part is depreciated separately.

Residual values, useful lives and depreciation methods are reviewed, and adjusted if appropriate, at least at each financial period end.

An item of property and equipment and any significant part initially recognised is derecognised upon disposal or when no future economic benefits are expected from its use or disposal. Any gain or loss arising on derecognition of the asset (calculated as the difference between the net disposal proceeds and the carrying amount of the asset) is included in the profit or loss in the year the asset is derecognised.

(j) Intangible Assets

Intangible assets comprise computer software costs and computer software licences. Computer software licences are amortised over their expected useful lives. Amortisation is calculated on a straight line basis over periods generally ranging from 3 to 5 years.

The Bank generally expenses computer software costs in the period incurred. However, some costs associated with developing identifiable and unique software products controlled by the Bank, including employee costs and an appropriate portion of relevant overheads are capitalised and treated as intangible assets. These assets are amortised using the straight line method over their useful lives.

Intangible assets that have an indefinite useful life are not subject to amortisation and are tested annually for impairment.

(k) Taxation

Income tax comprises current and deferred income tax. Income tax is recognised in the profit or loss except that it relates to items recognised directly in equity, in which case it is recognised in equity.

(i) Current tax

Current tax assets and liabilities for the current and prior periods are measured at the amount expected to be recovered from or paid to the taxation authorities. The tax rates and tax laws used to compute the amount are those that are enacted or substantively enacted by the end of each reporting period.

(ii) Deferred tax

Deferred income tax is provided using the liability method on temporary differences at the end of the reporting period between the tax bases of assets and liabilities and their carrying amounts.

Deferred income tax liabilities are recognised for all taxable temporary differences, except where the deferred income tax liability arises from the initial recognition of goodwill or of an asset or liability in a transaction that is not a business combination and, at the time of the transaction, affects neither the accounting profit nor taxable income or deductible expenses.

Deferred income tax assets are recognised for all deductible temporary differences, carry forward of unused tax credits and unused tax losses, to the extent that it is probable that taxable profit will be available against which the deductible temporary differences, and the carry forward of unused tax credits and unused tax losses can be utilised, except where the deferred income tax asset relating to the deductible temporary differences arises from

1. STATEMENT OF ACCOUNTING POLICIES Continued

the initial recognition of an asset or liability in a transaction that is not a business combination and, at the time of the transaction, affects neither the accounting profit nor taxable income or deductible expenses.

Deferred income tax assets and deferred income tax liabilities are measured at the tax rates that are expected to apply to the period when the asset is realised or the liability is settled, based on tax rates (and tax laws) that have been enacted or substantively enacted by the end of each reporting period and reflect the corresponding tax effect.

The carrying amount of deferred income tax assets is reviewed at the end of each reporting period and reduced to the extent that it is no longer probable that sufficient taxable income will be available to allow all or part of the deferred income tax asset to be utilised. When it is virtually probable that sufficient taxable income will be available, the reduced amount can be reversed accordingly.

Deferred income tax assets and deferred income tax liabilities are offset if a legally enforceable right exists to set off current tax assets against current tax liabilities and the deferred income taxes relate to the same taxable entity and the same taxation authority.

(l) Provisions

Provisions are recognised when the Bank has a present obligation (legal or constructive) as a result of a past event, and it is probable that an outflow of resources embodying economic benefits will be required to settle the obligation and a reliable estimate can be made of the amount of the obligation. The expense relating to any provision is presented in the profit or loss net of any reimbursement. Impairment losses on assets except for deferred tax assets, financial assets and goodwill are determined based on the following:

The Bank assesses at the end of each reporting period whether there is any indication that an asset may be impaired. If any such indication exists, or when impairment testing for an asset is required, the Bank makes an estimate of the asset's recoverable amount. An asset's recoverable amount is the higher of its fair value less costs to sell and its value in use and is determined on an individual basis, unless the asset does not generate cash inflows that are largely independent of those from other assets or groups of assets, in which case the recoverable amount is determined for the cash generating unit (CGU) to which the asset belongs. Where the carrying amount of an asset exceeds its recoverable amount, the asset is considered to be impaired and is written down to its recoverable amount. In assessing value in use of an asset, the estimated future cash flows are discounted to their present values using a pre-tax discount rate that reflects current market assessments of the time value of money and the risks specific to the asset.

An assessment is made at the end of each reporting period as to whether there is any indication that previously recognised impairment losses may no longer exist or may have decreased. If such an indication exists, the recoverable amount is estimated. A previously recognised impairment loss is reversed only if there has been a change in the estimates used to determine the asset's recoverable amount since the last impairment loss was recognised. If that is the case, the carrying amount of the asset is increased to its recoverable amount. That increased amount cannot exceed the carrying amount that would have been determined, net of any depreciation/amortisation, had no impairment loss been recognised for the asset in prior years. Such reversal is recognised in the profit or loss. After such a reversal, the depreciation/amortisation charge is adjusted in future periods to allocate the asset's revised carrying amount, less any residual value, on a systematic basis over its remaining useful life.

(m) Contingent liabilities and credit commitments

A contingent liability is a possible obligation that arises from past events and whose existence will only be confirmed by the occurrence or non-occurrence of one or more uncertain future events not wholly within the control of the Bank. It can also be a present obligation arising from past events that is not recognised because it is not probable that an outflow of economic resources will be required or the amount of obligation cannot be measured reliably. Contingent liabilities are disclosed in the notes to the financial statements. When a change in the probability of an outflow occurs so that outflow is probable and can be reliably estimated, it will then be recognised as a provision.

The Bank issues financial guarantee contracts, including letters of credit, letters of guarantee and acceptance. These financial guarantee contracts provide for specified payments to be made to reimburse the holders for the



1. STATEMENT OF ACCOUNTING POLICIES Continued

losses they incur when a guaranteed party defaults under the original or modified terms of a debt instrument, loan or any other obligation.

The Bank initially measures all financial contracts at fair value, in other liabilities, being the premium received. This amount is recognised on a pro rata basis over the period of the contract as fee and commission income. Subsequently, the liabilities are measured at the higher of the initial fair value less cumulative amortisation and the best estimate of expenditure required to settle any financial obligation arising as a result of the guarantee. Any increase in the liability relating to a financial guarantee is taken to the profit or loss.

(n) Leases

Leases which transfer substantially all the risks and rewards of ownership of the assets to the lessees are classified as finance leases. Leases where substantially all the rewards and risks of the assets remain with the lessor are accounted for as operating leases.

Finance leases

When the Bank is a lessor under finance leases, an amount representing the minimum lease payment receivables and initial direct costs is included in the statement of financial position as loans and advances to customers. Any unguaranteed residual value is also recognised at the inception of the lease. The difference between the sum of the minimum lease payment receivables, initial direct costs, the unguaranteed residual value and their present value is recognised as unearned finance income. Unearned finance income is recognised over the period of the lease using the effective interest rate method.

Operating leases

Rental payments applicable to operating leases are charged to the profit or loss on the straight-line basis over the lease terms. When the Bank is the lessor under operating leases, the assets subject to operating leases are accounted for as the Bank's assets. Rental income is recognised as "other operating income, net" in the profit or loss on the straight-line basis over the lease term.

(o) Share capital

(i) Share issue costs

Incremental costs directly attributable to the issue of new shares or options or to the acquisition of a business are shown in equity as a deduction, net of tax, from the proceeds.

(ii) Dividend distribution

Dividends on ordinary shares are recognised in equity in the period in which they are approved by the Bank's shareholders.

Dividends for the year that are declared after the balance sheet date are addressed in the subsequent events note (if applicable).

(p) Goods and Services Tax ("GST")

The financial statements have been prepared so that all components are stated exclusive of GST except where the GST is not recoverable from the IRD. In these circumstances the GST component is recognised as part of the underlying item. Trade and other receivables and payables are stated GST inclusive. The net amount of GST recoverable from or payable to the IRD is included within these categories. Cash flows in the cash flow statement include GST.

(q) Employee Benefits

Employee benefits refer to all forms of consideration and other related expenditure given by the Bank in exchange for services rendered by employees. The benefits payable are recognised as liabilities during the period in which the employees have rendered services to the Bank. If the effect of discounting the benefits payable which are payable after one year from the end of the reporting period is significant, the Bank will present them at their present value.

(r) Repurchase and reverse repurchase transactions (including securities borrowing and lending)

Assets sold under agreements to repurchase at a specified future date ("repos") are not derecognised from the statement of financial position. The corresponding cash received, including accrued interest, is recognised on the statement of financial position. The corresponding cash received, including accrued interest, is recognised on the

1. STATEMENT OF ACCOUNTING POLICIES Continued

statement of financial position as a "repurchase agreement", reflecting its economic substance as a loan to the Bank. The difference between the sale and repurchase prices is treated as an interest expense and is accrued over the life of the agreement using the effective interest rate method.

Conversely, assets purchased under agreements to resell at a specified future date ("reverse repos") are not recognised on the statement of financial position. The corresponding cash paid, including accrued interest, is recognised on the statement of financial position as a "reverse repurchase agreement". The difference between the purchase and resale prices is traded as an interest income and is accrued over the life of the agreement using the effective interest rate method.

Securities borrowing and lending transactions are usually collateralised by securities or cash. The transfer of the securities to counterparties is only reflected on the statement of financial position if the risks and rewards of ownership are also transferred. Cash advanced or received as collateral is recorded as an asset or liability.

Securities borrowed are not recognised on the statement of financial position, unless they are then sold to third parties, in which case the obligation to return the securities is recorded as a financial liability held for trading and measured at fair value with any gains or losses included in the profit or loss.

(s) Change in Accounting Policies

Amendments to NZ IAS 32: Presentation - Offsetting Financial Assets and Financial Liabilities

These amendments clarify the meaning of "currently has a legally enforceable right to set-off". The amendments also clarify the application of the IAS 32 offsetting criteria to settlement systems (such as central clearing house systems) which apply gross settlement mechanisms that are not simultaneous. The amendment had no material impact on the financial statements.

(t) NZ IFRS Accounting Standards Issued but Not Yet Effective

The following new standards and amendments to standards relevant to the Bank are not yet effective and have not yet been applied in preparing the financial statements.

(i) NZ IFRS 9 Financial Instruments: Classification and Measurement (Effective for periods on or after 1 January 2018)

IFRS 9, as issued, reflects the first phase of the IASB's work on the replacement of IAS 39 and applies to classification and measurement of financial assets and financial liabilities as defined in IAS 39. In subsequent phases, the IASB will address hedge accounting and impairment of financial assets. The Bank will quantify the effect in conjunction with the other phases, when issued, to present a comprehensive picture.

(ii) Amendments to NZ IAS 1: Improve Presentation and Disclosure in Financial Statements - (Effective for periods on or after 1 January 2016)

This amendment will not require any significant change to current practice, but should facilitate improved financial statement disclosures. The amendments are effective for annual periods beginning on or after 1 January 2016. Early adoption is permitted. The Bank intends to adopt these amendments in its financial statements for the annual period beginning on January 1, 2016. The extent of the impact of adoption of the amendments has not yet been determined.

Initial application of the above standards and interpretations relevant to the Bank is not expected to have any material impact on the financial report of the Bank.



2. INTEREST INCOME AND INTEREST EXPENSE

	31 December 2014 12 months \$'000	31 December 2013 3 months \$'000
Interest Income		
Loans and advances	2,077	-
Government and local authority securities	147	-
From other financial institutions	892	452
Balances with related parties	313	-
Other securities	5	-
Cash and liquid assets	187	10
Income from impaired assets	-	-
Income from restructured assets	-	-
Total interest income	3,621	462
Within this balance, interest earned on restructured and impaired assets is:		
Interest expense		
Deposits by customers	27	-
Debt securities issued	63	-
Secured and unsecured borrowings	-	-
Balances with related parties	566	1
Total interest expense	656	1

3. NET GAINS/(LOSSES) ON FINANCIAL INSTRUMENTS AT FAIR VALUE THROUGH PROFIT OR LOSS

	31 December 2014 \$'000	31 December 2013 \$'000
Financial assets designated at fair value through profit or loss upon initial recognition	-	-
Derivative financial instruments held for trading	-	-
Financial liabilities designated at fair value through profit or loss upon initial recognition	-	-
Financial assets held for trading	-	-
Net ineffectiveness on qualifying cash flow hedges	-	-
Net ineffectiveness on qualifying fair value hedges	-	-
Cumulative gain/(loss) transferred from the available-for-sale reserve	-	-
Cumulative loss transferred from the cash flow hedge reserve	-	-
Total net gains/(losses) on financial instruments at fair value through profit or loss	-	-

4. OTHER INCOME

	31 December 2014 12 months \$'000	31 December 2013 3 months \$'000
Other Income		
Banking and lending fee income	137	-
Net commissions revenue	325	-
Payment services fee income	37	-
Bad debts recovered	-	-
Net foreign exchange gains/(loss) and commissions	109	(4)
Gain on sale of property, plant and equipment	-	-
Other revenue	23	-
Total Other Income	631	(4)



5. Operating Expenses

	31 December 2014 12 months \$'000	31 December 2013 3 months \$'000
Operating expenses		
Auditor's remuneration:		
- Audit of financial statements	36	35
- Review of financial statements	69	-
- Accounting advise fee	11	-
- Other assurance service	20	-
- Taxation and other services	-	-
Tax advisory services	38	30
Donations	-	-
Directors' fees	170	43
Depreciation:	-	-
- Computer hardware	224	35
- Office equipment	21	2
- Furniture, fittings, and leasehold improvements	316	-
Amortisation of intangible assets	4	-
Employee benefits	-	-
- Wages and salaries	2,443	-
- KiwiSaver Contribution	-	-
- Other Employment-Related Expenses	58	-
Rental and lease costs	907	121
Loss on sale of property, plant and equipment	-	-
Professional consulting fee	489	-
Building occupation costs	219	21
Promotion and marketing costs	280	-
Membership fee	233	12
Other operating expenses	508	219
Total operating expenses	6,046	518

For setup costs borne by and paid by Head Office, refer to Note 24.



6. IMPAIRMENT ALLOWANCE

31 December 2014

	Other exposures excluding sovereigns and central banks	Retail Mortgage Lending	Corporate and institutional	Total as at 31 December 2014
	\$'000	\$'000	\$'000	\$'000
Individually impaired assets				
Balance at the beginning of the year	-	-	-	-
Charge to statement of comprehensive income in current year	-	-	-	-
Bad debts written off	-	-	-	-
Balance at the end of the year	-	-	-	-

	Other exposures excluding sovereigns and central banks	Retail Mortgage Lending	Corporate and institutional	Total as at 31 December 2014
	\$'000	\$'000	\$'000	\$'000
Collective allowance for impairment losses				
Balance at the beginning of the year	-	-	-	-
Charge to statement of comprehensive income in current year	1	19	463	483
Advances written off	-	-	-	-
Balance at the end of the year	1	19	463	483

31 December 2013

	Other exposures excluding sovereigns and central banks	Retail Mortgage Lending	Corporate and institutional	Total as at 31 December 2013
	\$'000	\$'000	\$'000	\$'000
Individually impaired assets				
Balance at the beginning of the year	-	-	-	-
Charge to statement of comprehensive income in current year	-	-	-	-
Bad debts written off	-	-	-	-
Balance at the end of the year	-	-	-	-

	Other exposures excluding sovereigns and central banks	Retail Mortgage Lending	Corporate and institutional	Total as at 31 December 2013
	\$'000	\$'000	\$'000	\$'000
Collective allowance for impairment losses				
Balance at the beginning of the year	-	-	-	-
Charge to statement of comprehensive income in current year	-	-	-	-
Advances written off	-	-	-	-
Balance at the end of the year	-	-	-	-

7. TAXATION

	31 December 2014 \$'000	31 December 2013 \$'000
Net profit/(loss) before taxation	(2,933)	(61)
Tax calculated at a tax rate of 28%	(821)	(17)
Under/over provision from prior period	42	-
Derecognition of tax losses	821	17
Tax losses utilised	-	-
Other permanent differences	-	-
Taxation charge as per the statement of comprehensive income	42	-
Represented by:		
Under/over provision from prior period	42	-
Current tax	-	-
Deferred tax	-	-
Taxation charge as per the statement of comprehensive income	42	-
The deferred tax charge in the statement of comprehensive income comprises the following temporary differences:		
Accelerated depreciation	-	-
Allowances for impairment losses	-	-
Other provisions	-	-
Tax effect of change in tax rate	-	-
Amortisation of intangibles	-	-
Recognised tax losses	-	-
Total temporary differences	-	-



8. CURRENT AND DEFERRED TAXATION

	31 December 2014 \$'000	31 December 2013 \$'000
Current income tax (payable)/receivable	\$'000	\$'000
Balance at beginning of the year	-	-
Under/over provision from prior period	(42)	-
Tax on profits/(losses) taken to reserves	-	-
Transfer from/(to) deferred tax	-	-
Current Year Tax charge	-	-
Related party purchase of tax losses	-	-
Refundable Tax credits	-	-
Tax refunded	-	-
Tax paid in current year	42	-
Balance at end of the year	-	-
Deferred tax	\$'000	\$'000
Balance at beginning of the year	-	-
Under/over provision from prior period	-	-
Temporary differences for the year	-	-
Tax on losses carried forward	-	-
Tax effect of change in tax rate	-	-
Credit to current tax	-	-
Balance at end of the year	-	-
Deferred tax assets	\$'000	\$'000
Cash flow hedges	-	-
Accelerated depreciation	-	-
Other provisions and accruals	-	-
Other temporary differences	-	-
Losses recognised in deferred tax	-	-
Allowance for loan impairment	-	-
Total assets	-	-
Deferred tax liabilities	\$'000	\$'000
Accelerated depreciation	-	-
Net commissions receivable	-	-
Intangible assets	-	-
Total liabilities	-	-
Net deferred taxation	-	-
Recoverable within twelve months	-	-
Recoverable after twelve months	-	-

The effective tax rate on the Bank's profit before tax has been calculated at 28%. Tax benefits not recognised in these financial statements amounted to \$864,432 at 31 December 2014. These tax benefits are only available to the Bank if the income tax legislations requirements are met.

9. CASH, CASH EQUIVALENTS AND BALANCES WITH CENTRAL BANKS

	31 December 2013 \$'000	31 December 2013 \$'000
Cash on hand	-	-
Cash with central banks	280,435	-
Call and overnight advances to financial institutions	96,185	1,630
Total cash and cash equivalents	376,620	1,630



10. DUE FROM BANKS AND OTHER FINANCIAL INSTITUTIONS

	31 December 2014 \$'000	31 December 2013 \$'000
NZ Registered Banks	205,000	56,475
Overseas Registered Banks	-	-
Other	-	-
Total amount due from other financial institutions	205,000	56,475
Current	205,000	56,475
Non-Current	-	-

11. CERTIFICATE OF DEPOSITS

Certificates of deposits (CDs) are mainly issued by the Bank in New Zealand and are recognised at amortised cost. There is nil CDs for the period ended 31 December 2014 (31 December 2013:nil).

12. AVAILABLE FOR SALE ASSETS

	31 December 2014 \$'000	31 December 2013 \$'000
Government stock and multilateral development banks	-	-
Local authority securities	-	-
Other debt securities	-	-
Total available-for-sale assets	-	-
Current	-	-
Non-Current	-	-

13. LOANS AND ADVANCES TO CUSTOMERS

	31 December 2014 \$'000	31 December 2013 \$'000
Residential mortgage loans	11,233	-
Corporate exposures	50,660	-
Syndicated Loans	24,278	-
Retail Loans	8	-
Other exposures	-	-
Allowance for impairment losses	(483)	-
Total net loans and receivables	85,696	-
Current	12,901	-
Non-Current	72,795	-



14. FINANCIAL ASSETS DESIGNATED AT FAIR VALUE THROUGH PROFIT/LOSS, FINANCIAL ASSETS HELD FOR TRADING AND DERIVATIVE FINANCIAL INSTRUMENTS

(A) FINANCIAL ASSETS DESIGNATED AT FAIR VALUE THROUGH PROFIT/LOSS

	31 December 2014 \$'000	31 December 2013 \$'000
Derivative Financial Assets (Interest rate swap)- Unlisted	20	-
Debt Securities - Listed	-	-
Debt Securities - Unlisted	-	-
Equity Investments - Listed	-	-
Equity Investments - Unlisted	-	-
Total	20	-

(B) FINANCIAL ASSETS HELD FOR TRADING

	31 December 2014 \$'000	31 December 2013 \$'000
Debt Securities - Listed	-	-
Debt Securities - Unlisted	-	-
Equity Investments - Listed	-	-
Equity Investments - Unlisted	-	-
Total	-	-

(C) DERIVATIVE FINANCIAL INSTRUMENTS

31 December 2014	Notional Principal Amount \$'000	Fair Value \$'000	
		Assets	Liabilities
Forward exchange derivatives			
- Forward foreign exchange contracts	-	-	-
- Swaps	-	-	-
- Option Contracts	-	-	-
Total Foreign exchange derivatives	-	-	-
Interest Rate derivatives			
- Forward Rate Agreements	-	-	-
- Swaps	-	-	-
- Option Contracts	-	-	-
Total Interest Rate derivatives	-	-	-

31 December 2013	Notional Principal Amount \$'000	Fair Value \$'000	
		Assets	Liabilities
Forward exchange derivatives			
- Forward foreign exchange contracts	-	-	-
- Swaps	-	-	-
- Option Contracts	-	-	-
Total Foreign exchange derivatives	-	-	-
Interest Rate derivatives			
- Forward Rate Agreements	-	-	-
- Swaps	-	-	-
- Option Contracts	-	-	-
Total Interest Rate derivatives	-	-	-

14. FINANCIAL ASSETS DESIGNATED AT FAIR VALUE THROUGH PROFIT/LOSS, FINANCIAL ASSETS HELD FOR TRADING AND DERIVATIVE FINANCIAL INSTRUMENTS continued

The notional principal amounts indicate the volume of business outstanding at the balance sheet date and do not represent amounts of risk. The fair value of a derivative financial instrument represents the positive or negative cash flows which would have occurred had the rights and obligations arising from that instrument have been closed out by the company in an orderly market transaction at balance sheet date. The replacement cost is considered to be the same as the positive or negative fair value.

Cash Flow Hedges

The Banking Group's cash flow hedges consist of interest rate swaps that are used to protect against exposures to variability in future interest cash flows on non-trading assets and liabilities which bear interest at variable rates. The amounts and timing of future cash flows, representing both principal and interest flows, are projected for each portfolio of financial assets and liabilities on the basis of their forecast repricing profile. This forms the basis for identifying gains and losses on the effective portions of derivatives designated as cash flow hedges.

The Banking Group commenced Cash Flow Hedge accounting for any new interest rate swaps entered into thereafter. All underlying hedged cash flows are expected to be recognised in the Statement of Comprehensive Income in the period in which they occur. No amounts were reclassified from Equity Reserves during the period ended 31 December 2014. No ineffectiveness was recognised in profit or loss during the period ended 31 December 2014. The fair value of interest rate swaps designated as cash flow hedges was a asset/liability is nil at period end.

15. SUBSIDIARIES

As at 31 December 2014, the Bank does not have any subsidiaries (31 December 2013: Nil).



16. PROPERTY, PLANT & EQUIPMENT

31 December 2014	Computer Hardware \$'000	Office Equipment \$'000	Furniture, fittings & Leasehold Improvements \$'000	Other Assets \$'000	Total \$'000
At cost	664	90	1,365	-	2,119
Accumulated depreciation	(37)	(2)	-	-	(39)
Opening carrying amount	627	88	1,365	-	2,080
Additions	22	23	315	-	360
Disposals	-	-	-	-	-
Depreciation	(224)	(21)	(316)	-	(561)
Write offs	-	-	-	-	-
Closing carrying amount	425	90	1,364	-	1,879
Total At cost	686	113	1,680	-	2,479
Total Accumulated depreciation	(261)	(23)	(316)	-	(600)
Total Closing carrying amount	425	90	1,364	-	1,879

31 December 2013	Computer Hardware \$'000	Office Equipment \$'000	Furniture, fittings & Leasehold Improvements \$'000	Other Assets \$'000	Total \$'000
At cost	27	-	-	-	27
Accumulated depreciation	(2)	-	-	-	(2)
Opening carrying amount	25	-	-	-	25
Additions	637	90	1,365	-	2,092
Disposals	-	-	-	-	-
Depreciation	(35)	(2)	-	-	(37)
Write offs	-	-	-	-	-
Closing carrying amount	602	88	1,365	-	2,055
Total At cost	664	90	1,365	-	2,119
Total Accumulated depreciation	(37)	(2)	-	-	(39)
Total Closing carrying amount	627	88	1,365	-	2,080



17. INTANGIBLE ASSETS

	31 December 2014 \$'000	31 December 2013 \$'000
Goodwill	-	-
Computer software	7	11
Computer software work in progress	-	-
Total intangible assets	7	11
Goodwill		
Balance at beginning of the year	-	-
Additions	-	-
Impairment	-	-
Balance at end of the year	-	-
Computer software		
Cost brought forward	11	-
Accumulated amortisation brought forward	-	-
Opening net book value	11	-
Additions	-	11
Amortisation	(4)	-
Closing net book value	7	11
Computer software work in progress		
Cost	-	-
Accumulated amortisation	-	-
Closing net book value	-	-

18. OTHER ASSETS

	31 December 2014 \$'000	31 December 2013 \$'000
Other receivables	371	678
Commissions receivable	74	-
Interest receivable	563	122
Trade and other receivables	1,008	800
Current	856	222
Non-Current	152	578

19. DUE TO CENTRAL BANKS, BANKS AND OTHER FINANCIAL INSTITUTIONS

	31 December 2014 \$'000	31 December 2013 \$'000
Loans from other banks	-	-
Loans from central bank	-	-
Items in course of settlement	1	-
ATM cash at other banks	-	-
Total due to other financial institutions	1	-
Current	1	-
Non-Current	-	-

20. BALANCES WITH RELATED PARTIES

	31 December 2014	31 December 2013
	\$'000	\$'000
Amounts due from parent	246	-
Total balances due from parent	246	-
Current	246	-
Non-Current	-	-
Amounts due to parent	547,019	-
Total balances due to parent	547,019	-
Current	543,194	-
Non-Current	3,825	-
Off Balance sheet transactions		
Due from parent	4,656	-
Due to parent	6,632	-

Nostro account balance held with parent as at 31 December 2014 is NZ\$1,442,575. This is included in cash and cash equivalents balance.

Parent includes ICBC Head Office and other branches.

Refer to Note 28 for transactions with related parties.

21. DEPOSITS AND OTHER BORROWINGS

	31 December 2014	31 December 2013
	\$'000	\$'000
Retail deposits	6,262	-
Wholesale deposits	2,721	-
Other	-	-
Total deposits	8,983	-
New Zealand	7,670	-
Overseas	1,313	-
Current	8,963	-
Non-Current	20	-

22. DEBT SECURITIES ISSUED

	31 December 2014	31 December 2013
	\$'000	\$'000
Certificates of deposit (CDs)	-	-
Other debt securities	50,000	-
Total debt securities issued	50,000	-
Current	-	-
Non-Current	50,000	-



23. OTHER LIABILITIES

	31 December 2014 \$'000	31 December 2013 \$'000
Employee entitlements		
- Accrued wages/salaries	30	-
- Accrued KiwiSaver/Pension liability	-	-
- Other Employee entitlements Accrued	649	-
Accounts payable	143	603
Interest payable	624	-
Other payables and accruals	1,476	202
Total other liabilities	2,922	805
Current	1,976	805
Non-Current	946	-

24. SETUP COST OF ICBC NZ

ICBC incurred various costs for period up to 1 October 2013 and setting up the bank in New Zealand up to the period ended 31 January 2014. The total costs for set up in 2014 were \$365,645 (31 December 2013:\$667,081). These expenses are considered expenses borne by and paid for ICBC. The ultimate parent bank has expressed that it will not seek repayment of these setup expenses from ICBC NZ in the future and hence, these expenses are not included for ICBC NZ's financial reporting purposes for the period ended 31 December 2014. This amount has been confirmed by the ultimate parent bank to be non-refundable and non-repayable under any circumstances by ICBC NZ.

25. REVERSE REPURCHASE AGREEMENTS

(A) Financial Assets

Reverse repurchase agreements comprise reverse repurchase of securities, bills, loans and cash advanced as collateral on securities borrowing.

	31 December 2014 \$'000	31 December 2013 \$'000
Reverse repurchase	-	-
Cash advanced as collateral on securities borrowing	-	-
Total	-	-
Reverse repurchase analysed by counterparty:		
Banks	-	-
Other financial institutions	-	-
Total	-	-
Reverse repurchase analysed by collateral		
Securities	-	-
Bills	-	-
Loans	-	-
Total	-	-



25. REVERSE REPURCHASE AGREEMENTS continued

(B) Financial Liabilities

	31 December 2014 \$'000	31 December 2013 \$'000
Repurchase	-	-
Cash received as collateral deposit on loan	4,335	-
Total	4,335	-
Repurchase analysed by counterparty:		
Banks	-	-
Other financial institutions	-	-
Total	-	-
Repurchase analysed by collateral		
Deposit	4,335	-
Bills	-	-
Loans	-	-
Total	4,335	-

26. EQUITY

	31 December 2014 \$'000	31 December 2013 \$'000
Equity		
Share capital	60,378	60,378
Retained earnings	(3,162)	(187)
Cash flow hedge reserve	-	-
Available-for-sale reserve	-	-
FX translation reserve	-	-
Total equity	57,216	60,191

	31 December 2014 Number of shares	31 December 2013 Number of shares
Equity		
Number of shares		
Number of shares at the start of the period	-	-
Shares issued during the period	60,377,729	60,377,729
Number of shares at the end of the period	60,377,729	60,377,729

All shares have equal voting rights and share equally in dividends and any profits on winding up. Shares do not have a par value.



27. ASSET QUALITY

31 December 2014	Other exposures excluding sovereigns and central banks \$'000	Residential mortgage loans \$'000	Corporate exposures \$'000	Total \$'000
Total neither past due nor impaired	8	11,233	74,938	86,179
Past due assets not impaired				
Less than 30 days past due	-	-	-	-
At least 30 days but less than 60 days past due	-	-	-	-
At least 60 days but less than 90 days past due	-	-	-	-
At least 90 days past due	-	-	-	-
Total past due assets not impaired	-	-	-	-
Individually impaired assets				
Balance at beginning of the year	-	-	-	-
Additions	-	-	-	-
Amounts written off	-	-	-	-
Deletions	-	-	-	-
Total individually impaired assets	-	-	-	-
Total gross loans and advances	8	11,233	74,938	86,179
Individually assessed provisions				
Balance at beginning of the year	-	-	-	-
Charged/(credit) to the statement of comprehensive income:				
New provisions	-	-	-	-
Amounts recovered	-	-	-	-
Reversals of previously recognised impairment losses	-	-	-	-
Amounts written off	-	-	-	-
Balance at end of the year	-	-	-	-
Collectively assessed provisions				
Balance at beginning of the year	-	-	-	-
Charged (credit) to the statement of comprehensive income	1	19	463	483
Balance at end of the year	1	19	463	483
Total provisions for impairment losses	1	19	463	483
Total net loans and advances	7	11,214	74,475	85,696



27. ASSET QUALITY continued

31 December 2013	Other exposures excluding sovereigns and central banks \$'000	Residential mortgage loans \$'000	Corporate exposures \$'000	Total \$'000
Total neither past due nor impaired	-	-	-	-
Past due assets not impaired				
Less than 30 days past due	-	-	-	-
At least 30 days but less than 60 days past due	-	-	-	-
At least 60 days but less than 90 days past due	-	-	-	-
At least 90 days past due	-	-	-	-
Total past due assets not impaired	-	-	-	-
Individually impaired assets				
Balance at beginning of the year	-	-	-	-
Additions	-	-	-	-
Amounts written off	-	-	-	-
Deletions	-	-	-	-
Total individually impaired assets	-	-	-	-
Total gross loans and advances	-	-	-	-
Individually assessed provisions				
Balance at beginning of the year	-	-	-	-
Charged/(credit) to the statement of comprehensive income:				
New provisions	-	-	-	-
Amounts recovered	-	-	-	-
Reversals of previously recognised impairment losses	-	-	-	-
Amounts written off	-	-	-	-
Balance at end of the year	-	-	-	-
Collectively assessed provisions				
Balance at beginning of the year	-	-	-	-
Charged (credit) to the statement of comprehensive income	-	-	-	-
Balance at end of the year	-	-	-	-
Total provisions for impairment losses	-	-	-	-
Total net loans and advances	-	-	-	-

The weighted average number of days past due for these assets is nil. Of the total amount recorded as loans and advances at nil, 0% is owed by the largest debtors.

The Bank does not have any restructured assets, any financial, real estate or other assets acquired through security enforcement or any other assets under administration as at 31 December 2014. Therefore, the Bank does not have any such collateral sold or re-pledged and not having an obligation to return it.

Undrawn balances on lending commitments to counterparties within the impaired asset category were 18,754,003 as at 31 December 2014(31 December2013:nil).

There has been no interest revenue foregone on restructured, individually impaired or greater than 90 days past due assets during the period ended 31 December 2014.

The Bank is wholly owned by the Industrial and Commercial Bank of China Limited, a company incorporated in China. All related party transactions are conducted on normal commercial terms and conditions. No related party debts have been written off or forgiven during the period.



28. TRANSACTIONS WITH RELATED PARTIES

A. Key Management Personnel

Key management personnel are defined as being the Directors and senior management of the bank. The information relating to the key management personnel disclosed includes transactions with those individuals, their close family members and their controlled entities.

(i) Senior Management Compensation

	31 December 2014 \$'000	31 December 2013 \$'000
Salaries and other short-term benefits	503	-
Other Benefits	-	-
Total key management compensation	503	-

The remuneration of the Senior Leadership Team is determined by the Board of Directors having regard to the performance of individuals and market trends.

In note 24, the set up costs include \$365,645 (31 December 2013:\$667,081) of salaries for key management personnel that is borne by the ICBC.

(ii) Director's Remuneration

The name of each person holding office as a Director of the Bank throughout the financial period ended 31 December 2014 and the total remuneration received by each Director were as follows:

	Date Appointed	31 December 2014 \$'000	31 December 2013 \$'000
Donald Thomas Brash	31-Dec-14	65	16
Martin Philipsen	31-Dec-14	55	14
John Dalzell	31-Dec-14	50	13
Jun Jing *	31-Dec-14	-	-
Hongbin Liu **	31-Dec-14	-	-
Total Director Remuneration		170	43

The total maximum remuneration payable to the Directors is approved by the Shareholders at the Annual General Meeting and apportioned by the Directors.

The Bank and Banking Group has purchased Directors' and Officers' Liability insurance to indemnify the Directors. No Directors received any other benefit that was additional to his or her total remuneration.

*Mr Jing Jun did not receive director remuneration for the financial period ended 31 December 2014. His senior management compensation is included within the salaries disclosed in note 28 A (i) above.

**Mr Hongbin Liu's director remunerations are borne by ICBC office.



28. TRANSACTIONS WITH RELATED PARTIES continued

(iii) Key Management Personnel Deposits and Loans with the Bank/ Banking Group

31 December 2014	Opening Balance (\$'000)	Movement during the year (\$'000)	Closing Balance (\$'000)	Interest Received/ (Paid) by the Bank (\$'000)
Deposits	-	10	10	-
Loans and Advances	-	-	-	-
Total	-	10	10	-

31 December 2013	Opening Balance (\$'000)	Movement during the year (\$'000)	Closing Balance (\$'000)	Interest Received/ (Paid) by the Bank (\$'000)
Deposits	-	-	-	-
Loans and Advances	-	-	-	-
Total	-	-	-	-

The above deposits, loans and advances (including interest rates and collateral) transactions are conducted on an arm's length basis in the normal course of business and on commercial terms and conditions.

B. Guarantees

The Company's ultimate parent company is the Industrial and Commercial Bank of China Limited, a Chinese incorporated bank (ICBC). ICBC is subject to regulatory oversight by the China Banking Regulatory Commission (CBRC) under their respective rules and guidelines. ICBC is not a New Zealand registered bank and is not subject to regulatory oversight by the Reserve Bank of New Zealand.

As at 30 September 2014, 70.4% of total shares in ICBC are owned by the Chinese government. The remaining 29.6% of the shares in ICBC is held by public shareholding. ICBC shares are listed on the Hong Kong Stock Exchange and Shanghai Stock Exchange.

The obligations of the Bank are guaranteed by ICBC. There are no legislative, regulatory or other restrictions of a legally enforceable nature in China (ICBC's country of incorporation) that may materially inhibit the legal ability of ICBC to provide material financial support to the Bank. As at 31 December 2014, all the obligations of the Bank are guaranteed by ICBC.

ICBC has the following credit rating applicable to its long-term senior unsecured obligations

Rating Agency/Rating Results	Moody's Investors Service, Inc	Standard & Poor's Corporation
Long-term Foreign Currency Bank Deposits Rating	A1 (Upper-medium grade and low credit risk)	A (Strong Capacity to meet obligation but subject to adverse economic conditions)
Short-term Foreign Currency Bank Deposits Rating	P-1 (Superior ability to repay short-term debt)	A-1 (susceptible to adverse economic condition but satisfactory capacity to meet obligations)
Outlook	Stable	Stable

ICBC guarantees due payments of all obligations of the Bank to the Bank's depositors and other creditors.

- (i) There are no limits on the amount of the obligations guaranteed.
- (ii) There are no material conditions applicable to the guarantee, other than non-performance by the Bank.
- (iii) There are no material legislative or regulatory restrictions in China that would have the effect of subordinating the claims of the Bank's creditors under the guarantee to other claims on ICBC in a winding up of ICBC.
- (iv) The ICBC guarantee does not have an expiry date.



28. TRANSACTIONS WITH RELATED PARTIES continued

C. Transactions with other entities within ICBC Group

	Unaudited 30 September 2014 \$'000	Audited 31 December 2013 \$'000
Income		
Interest received from parent	313	-
Total income received from parent	313	-
Expense		
Interest paid to parent	566	1
Total expense paid to parent	566	-
Net operating income from parent	(253)	(1)

Interest payable to parent as at 31 December 2014 is NZ\$302,529, this is included in interest payable balance and interest paid expense.

Parent includes ICBC Head Office and other branches.

29. CONCENTRATION OF CREDIT RISK

The following table breaks down the Bank's main credit exposure at their carrying amounts, as categorised by the industry sectors of its counterparties. Industry analysis as at balance date is as follows. For further details on how credit risk is managed and for On Balance Sheet and Off Balance Sheet credit exposures details, refer to note 35 and 38.

	31 December 2014 \$'000	31 December 2013 \$'000
New Zealand		
Government	280,435	-
Finance	299,170	58,105
Households	11,241	-
Transport and storage	14,700	-
Communications	8,524	-
Electricity, gas and water	-	-
Construction	8,650	-
Property services	152	149
Agriculture and forestry	5,862	-
Health and community services	-	-
Personal and other services	-	-
Retail and wholesale trade	-	-
Food and other manufacturing	6,920	-
Overseas		
Finance, investment and insurance	1,642	-
Retail and wholesale trade	30,281	-
Less allowance for impairment losses	(483)	-
Total financial assets (interest earning)	667,094	58,254
Finance, investment and insurance (non-interest earning)	640	-
Other financial assets	702	222
Total net financial assets	668,436	58,476

KPMG

29. CONCENTRATION OF CREDIT RISK continued

An analysis of financial assets (interest earning) by geographical sector at balance date is as follows

	31 December 2014 \$'000	31 December 2013 \$'000
New Zealand		
North Island	629,254	58,254
South Island	6,069	-
Overseas		
China	775	-
USA	-	-
Singapore	867	-
Hong Kong	30,129	-
Australia	-	-
Total financial assets (interest earning)	667,094	58,254

Maximum Exposure to Credit Risk - On and Off Balance Sheet

	31 December 2014 \$'000	31 December 2013 \$'000
Cash and cash equivalents	-	-
Available-for-sale assets	-	-
Financial assets as fair value through profit or loss	-	-
Financial assets held for trading	-	-
Loans and advances	85,696	-
Due from other financial institutions	-	-
Derivative financial instruments	-	-
Tax Receivable	-	-
Trade and Other Receivables	-	-
Investment in Subsidiary	-	-
Other financial assets	602	249
On Balance Sheet Credit Exposures (excluding credit exposure to connected parties and banks with long-term credit rating of A- or A3 or above)	86,298	58,476
Cash and cash equivalents	376,620	1,630
Available-for-sale assets	-	-
Financial assets as fair value through profit or loss	20	-
Financial assets held for trading	-	-
Loans and advances	-	-
Balances with related parties	246	-
Due from other financial institutions	205,000	56,597
Derivative financial instruments	-	-
Tax Receivable	-	-
Trade and Other Receivables	-	-
Investment in Subsidiary	-	-
Other financial assets	252	-
Total on Balance Sheet Credit Exposures	668,436	58,476
Off Balance Sheet Exposures	29,484	-
Total Off Balance Sheet Credit Exposures	29,484	-

The credit exposures shown are based on actual credit exposures and are calculated net of allowances for impairment loss.

100% of the Banking Group's mortgage portfolio is owner occupied residential properties.



As at the reporting date, of the drawn balances on credit facilities with undrawn commitments, there are none that are classified as individually impaired, or balances under administration.

30. CONCENTRATION OF FUNDING

Concentrations of funding arise where the Bank is funded by industries of a similar nature or in particular geographies. An analysis of financial liabilities by industry sector and geography at balance date is as follows:

	31 December 2014 \$'000	31 December 2013 \$'000
New Zealand		
Transport and storage	-	-
Financing investment and insurance	50,001	-
Electricity, gas and water	-	-
Food and other manufacturing	529	-
Construction	300	-
Government, local authorities and services	-	-
Agriculture	-	-
Health and community services	-	-
Personal and other services	-	-
Property and business services	-	-
Education	-	-
Retail and wholesale trade	1,011	-
Other	-	-
Households	5,342	-
Overseas		
Amounts due to related parties	547,019	-
Total financial liabilities (interest bearing)	604,202	-
Non-interest bearing deposits	6,136	-
Other financial liabilities	2,864	805
Overseas		
Amounts due to related parties	-	-
Total financial liabilities	613,202	805

An analysis of financial liabilities by funding type at balance date is as follows:

	31 December 2014 \$'000	31 December 2013 \$'000
Deposits	8,983	-
Reverse repurchase agreements	4,335	-
Registered Banks	1	-
Financial Investors	-	-
Securities issued by Bank (e.g. Notes)	50,000	-
Related Parties	547,019	-
Other	2,864	805
Total financial liabilities	613,202	805

All deposits are unsecured unsubordinated bank deposits issued by the Registered Bank.



31. LEASE COMMITMENTS

	31 December 2014 \$'000	31 December 2013 \$'000
Operating lease commitments under non-cancellable operating leases:		
Not later than One year	1,002	886
Later than One Year and Not Later than Two Years	1,002	966
Later than Two Years and Not Later than Five Years	2,740	2,897
Later than Five Years	1,043	1,808
Total	5,787	6,557

Current Leasing and Rental Expenses

The Bank and Banking Group leases various premises under non-cancellable operating lease agreements. The leases have varying terms and renewal rights. All leases relate to property rental with renewal options on the lease expiry date.

32. CAPITAL COMMITMENTS

As at 31 December 2014, there are nil capital commitments (31 December 2013: nil capital commitments in relation of the computer equipment).

33. CONTINGENT LIABILITIES AND COMMITMENTS

	31 December 2014 \$'000	31 December 2013 \$'000
Performance/financial guarantees issued on behalf of customers	10,730	-
Total contingent liabilities	10,730	-
Undrawn Commitments	18,754	-

34. SUBSEQUENT EVENTS AFTER BALANCE SHEET DATE

There were no subsequent events after balance date which would materially affect the financial statements (31 December 2013: nil).

35. FINANCIAL RISK MANAGEMENT

A. Introduction

The Bank and bank group is committed to the management of financial risk to achieve sustainability of service, employment and profits and therefore takes on controlled amounts of financial risks when considered appropriate.

The primary financial risks of the Bank are credit, liquidity, interest rate and operational risk. Occasionally foreign exchange risk also arises.

The Board of Directors is responsible for the review and ratification of the bank's systems of risk management, internal compliance and control, code of conduct and legal compliance.

The Board maintains a formal set of delegated authorities that clearly define the responsibilities delegated to Management and those retained by the Board. Credit and Treasury delegated authorities are contained within their respective policy documents. The Board approves these delegated authorities and reviews them annually.



35. FINANCIAL RISK MANAGEMENT continued

Management formally reports on key credit, treasury and operational risks to the Board on a monthly basis. In addition, the following management committees review and manage key risks:

→ The Senior Leadership Team meets regularly to consider new and emerging risks, reviews actions required to manage and mitigate key risks, and to monitor progress; and

→ The Risk Management Committee meets monthly to consider, monitor and review exposure to interest rate risk, liquidity risk and credit risk.

B. Credit Risk

Credit risk is the risk of loss arising from a borrower's or counterparty's inability to meet its obligations. Credit risk can also arise from operational failures that result in an unauthorised or inappropriate guarantee, commitment or investment of funds. The Bank is exposed to credit risk primarily due to loans, guarantees and other credit related commitments.

The principal features of the Bank's credit risk management function include:

1. Centralised credit management procedures;
2. Risk management rules and procedures that focus on risk control throughout the entire credit business process, including customer investigation and credit rating, granting of credit limits, loan evaluation, loan review and approval and grating of loan and post-disbursement loan monitoring;
3. Stringent qualification system for the loan approval officers; and
4. Information management systems designed to enable a real time risk monitoring.

To enhance the credit risk management practices, the Bank also launches training programs periodically for credit officers at different levels.

In addition to the credit risk exposures on credit-related assets and amounts due from or lending to banks and other financial institutions, credit risk also arises in other areas. For instance, credit risk exposure also arises from derivative financial instruments which is, however, limited to those with positive fair values, as recorded in the statement of financial position. In addition, the Bank also makes available to its customers' guarantees which may require the Bank to make payments on their behalf. Such payments are collected from customers based on the terms of the agreements signed. They expose the Bank to similar risks loans and these are mitigated by the same control processes and policies.

The Bank will enter into agreements with its counterparties for documenting over-the-counter derivative activities. Each of these mater agreement provides the contractual framework within which derivative dealing activities are conducted. Under each of these agreements, close-out netting shall be applied across all outstanding transactions covered by the agreement if either party defaults.

Refer to Note 29 and Note 38 on the disclosure of concentration of credit risk of counterparties by geographical and sector classifications and the maximum On-balance sheet credit risk exposure and Off-balance sheet credit risk exposure.

(i) Credit exposure to individual counterparties

Credit exposure concentrations are disclosed on the basis of actual exposures and gross of set-offs. Peak end-of-day aggregate credit exposures have been calculated using the Bank's tier one capital at the end of the quarter.

The number of individual counterparties, excluding connected persons, where the period end and peak end-of-day aggregate actual credit exposures, net of individual credit impairment allowances, equalled or exceeded 10% of the Bank's shareholder's equity:



35. FINANCIAL RISK MANAGEMENT continued

PEAK END OF DAY CREDIT EXPOSURES:	During the period ended 31 December 2014		During the period ended 31 December 2013	
	Number of Counterparties		Number of Counterparties	
Percentage of Members' Reserves and Funds	BANK	OTHER	BANK	OTHER
10% - 14%	-	3	-	-
15% - 19%	-	1	-	-
20% - 24%	-	-	-	-
25% - 29%	-	3	-	-
30% - 34%	-	2 ¹	-	-
35% - 39%	-	-	-	-
40% - 44%	-	-	-	-
45% - 49%	-	-	-	-
50% - 55%	-	1 ²	-	-

Peak end of day credit exposure is calculated by determining the maximum end of day aggregate amount of credit exposure over the financial period for individual counterparties, and then dividing that amount by the bank's Reserves as at the reporting date.

AS AT REPORTING DATE:	During the period ended 31 December 2014		During the period ended 31 December 2013	
	Number of Counterparties		Number of Counterparties	
Percentage of Members' Reserves and Funds	BANK	OTHER	BANK	OTHER
10% - 14%	-	1	-	-
15% - 19%	-	1	-	-
20% - 24%	-	-	-	-
25% - 29%	-	3	-	-
30% - 35%	-	2 ¹	-	-

Individual counterparties in the "Bank" category exclude credit exposures to any bank with a Standard & Poor's investment grade rating of A- or short-term investment grade rating of A3 or above, or its equivalent.

Individual counterparties in the "Other" category include non-banks that have a long-term Standard & Poor's investment grade rating of A- or short term investment grade rating of A3 or above, or its equivalent.

These calculations relate only to exposures held in the financial records of the Bank and were calculated net of individually assessed provisions.

(ii) Credit exposures to connected persons

The Reserve Bank defines connected persons to be other members of the ICBC Group and Directors of the Bank. Credit exposures to connected persons are based on actual credit exposures rather than internal limits. The information on credit exposure to connected persons has been derived in accordance with the Reserve Bank of New Zealand's Connected Exposures Policy (BS8). Peak end-of-day aggregate credit exposures to connected persons expressed as a percentage of Tier One Capital of the bank has been derived by determining the maximum end-of-day aggregate amount of credit exposure over the relevant accounting period and then dividing that amount by the Bank's Tier One Capital as at the end of the period. The rating-contingent limit, which is applicable to the Bank as at balance date, is 40%. There have been no changes to the limit during the period. Within the rating-contingent limit there is a sub-limit of 15% which applies to non-bank connected persons. The aggregate credit exposures below have been calculated on a gross basis, net of individual credit impairment allowances and excludes advances to connected persons of a capital nature. There are no individual impairment credit allowances against credit exposures to connected persons nor are there any contingent exposures arising from risk lay-off arrangements to connected persons as at 31 December 2014.

¹ One of the loans classified within the 30%-35% category is consolidated by loans to two related entities.

² The loan classified within the 50%-55% category is fully collateralised by cash deposits.

35. FINANCIAL RISK MANAGEMENT continued

	During the period ended 31 December 2014 \$'000	During the period ended 31 December 2013 \$'000
PEAK END OF DAY CREDIT EXPOSURES:		
Credit exposures to connected persons	21,819	-
As a percentage of Tier One Capital of the Bank	36.90%	-

	During the period ended 31 December 2014 \$'000	During the period ended 31 December 2013 \$'000
AS AT REPORTING DATE:		
Credit exposures to connected persons	1,688	-
As a percentage of Tier One Capital of the Bank	2.95%	-

	During the period ended 31 December 2014 \$'000	During the period ended 31 December 2013 \$'000
PEAK END OF DATE CREDIT EXPOSURES:		
Credit exposures to non-bank connected persons	-	-
As a percentage of Tier One Capital of the Bank	-	-

	During the period ended 31 December 2014 \$'000	During the period ended 31 December 2013 \$'000
AS AT REPORTING DATE:		
Credit exposures to non-bank connected persons	-	-
As a percentage of Tier One Capital of the Bank	-	-

The limits on aggregate credit exposure to all connected persons and to non-bank connected persons in the Bank's conditions of registration have been complied with at all times during the period ended 31 December 2014.

C. Liquidity Risk

Liquidity risk is the risk that capital will not be sufficient or funds will not be raised at a reasonable cost in a timely manner to meet the need of asset growth or repayment of debts due, although remaining solvent. This may arise from amount or maturity mismatches of assets and liabilities.

The Bank manages its liquidity risk through the Treasury Department and aims at:

1. Optimising the structure of assets and liabilities;
2. Maintaining the stability of the deposit base;
3. Projecting cash flows and evaluating the level of current assets; and
4. Maintaining an efficient internal fund transfer mechanism/agreement with the Parent Bank for liquidity.

The tables below summarises the cash flows payable or receivable by the Bank under non-derivative financial liabilities by remaining contractual maturities at the balance sheet date. The amounts disclosed in the table are contractual undiscounted cash flows and is not disclosed based on expected cash flows.



35. FINANCIAL RISK MANAGEMENT continued

31 December 2014	On Demand \$'000	Up to 3 months \$'000	3 to 12 months \$'000	Between 1 & 5 years \$'000	More than 5 years \$'000	Total \$'000
Financial assets						
Cash and cash equivalents	376,647	-	-	-	-	376,647
Due from other financial institutions	-	205,248	-	-	-	205,248
Financial assets at fair value through profit or loss	-	-	-	-	-	-
Available-for-sale assets	-	-	-	-	-	-
Loans and advances	-	7,426	8,205	62,283	21,979	99,893
Due from related parties	-	248	-	-	-	248
Other financial assets	140	562	81	-	170	953
Total financial assets	376,787	213,484	8,286	62,283	22,149	682,989
Financial liabilities						
Due to other financial institutions	1	-	-	-	-	1
Financial liabilities at fair value through profit or loss	-	-	-	-	-	-
Deposits and other borrowings	1,801	5,857	1,369	22	-	9,049
Reverse repurchase agreement	-	4,335	-	-	-	4,335
Debt securities issued	-	281	2,029	54,620	-	56,930
Term subordinated debt	-	-	-	-	-	-
Due to related parties	9,694	508,146	26,284	3,936	-	548,060
Other financial liabilities	672	352	1,198	318	324	2,864
Total financial liabilities	12,168	518,971	30,880	58,896	324	621,239
Net non derivative cash flows	364,619	(305,447)	(22,594)	3,387	21,825	61,750
Derivative cash flows						
Inflows from derivatives	-	-	1,185	2,370	-	3,555
Outflows from derivatives	-	(282)	(845)	(2,254)	-	(3,381)
Total	-	(282)	340	116	-	174
Off balance sheet cash flows						
Financial guarantees inflows	-	6,682	-	99	-	6,781
Financial guarantees outflows	-	(6,632)	-	-	-	(6,632)
Total	-	50	-	99	-	149
Net cash flows	364,619	(305,679)	(22,254)	3,602	21,825	62,073



35. FINANCIAL RISK MANAGEMENT continued

31 December 2013	On Demand \$'000	Up to 3 months \$'000	3 to 12 months \$'000	Between 1 & 5 years \$'000	More than 5 years \$'000	Total \$'000
Financial assets						
Cash and cash equivalents	1,630	-	-	-	-	1,630
Due from other financial institutions	-	56,475	-	-	-	56,475
Financial assets at fair value through profit or loss	-	-	-	-	-	-
Available-for-sale assets	-	-	-	-	-	-
Loans and advances	-	-	-	-	-	-
Due from related parties	-	-	-	-	-	-
Other financial assets	-	222	-	-	149	371
Total financial assets	1,630	56,697	-	-	149	58,476
Financial liabilities						
Due to other financial institutions	-	-	-	-	-	-
Financial liabilities at fair value through profit or loss	-	-	-	-	-	-
Deposits and other borrowings	-	-	-	-	-	-
Debt securities issued	-	-	-	-	-	-
Term subordinated debt	-	-	-	-	-	-
Due to related parties	-	-	-	-	-	-
Other financial liabilities	202	603	-	-	-	805
Total financial liabilities	202	603	-	-	-	805
Net non derivative cash flows	1,428	56,094	-	-	149	57,671
Derivative cash flows						
Interest rate derivatives	-	-	-	-	-	-
Foreign exchange derivatives	-	-	-	-	-	-
Total	-	-	-	-	-	-
Off balance sheet cash flows						
Financial guarantees	-	-	-	-	-	-
Total	-	-	-	-	-	-
Net cash flows	1,428	56,094	-	-	149	57,671

D. Interest Rate Risk

The Bank's interest rate risk mainly arises from the mismatches between the repricing dates of interest-regenerating assets and interest-bearing liabilities. The Bank manages its interest rate risk by:

1. regularly monitoring the macroeconomic factors that may have impact on the benchmark interest rates;
2. optimising the differences in timing between contractual repricing (maturities) of interest-generating assets and interest-bearing liabilities; and
3. managing the deviation of the pricing of interest-generating assets and interest-bearing liabilities from the benchmark interest rates.

A principal part of the Bank's management of interest rate risk is to monitor the sensitivity of projected net interest income under varying interest rate scenarios (simulation modelling). The Bank aims to mitigate the impact of prospective interest rate movements which could reduce future net interest income, while balancing the cost of such hedging on the current revenue.

The following table demonstrate the contractual repricing or maturity dates, whichever is earlier, of the Bank's assets and liabilities:



35. FINANCIAL RISK MANAGEMENT continued

31 December 2014	Non- interest bearing \$'000	Up to 3 months \$'000	Over 3 months and up to 6 months \$'000	Over 6 months and up to 1 year \$'000	Over 1 year and up to 2 years \$'000	Over 2 years \$'000	Total \$'000
Financial assets							
Cash and cash equivalents	620	376,000	-	-	-	-	376,620
Due from other financial institutions	-	205,000	-	-	-	-	205,000
Financial assets at fair value through profit or loss	20	-	-	-	-	-	20
Available-for-sale assets	-	-	-	-	-	-	-
Loans and advances	-	6,724	35	6,142	16,150	56,645	85,696
Balances with related parties	-	246	-	-	-	-	246
Other financial assets	702	-	-	-	-	152	854
Total financial Assets	1,342	587,970	35	6,142	16,150	56,797	668,436
Financial liabilities							
Due to other financial institutions	-	1	-	-	-	-	1
Financial liabilities at fair value through profit or loss	-	-	-	-	-	-	-
Deposits and other borrowings	1,801	5,835	1,180	167	-	-	8,983
Reverse repurchase agreement	4,335	-	-	-	-	-	4,335
Debt securities issued	-	25,000	-	-	-	25,000	50,000
Term subordinated debt	-	-	-	-	-	-	-
Due to related parties	-	517,694	-	25,500	3,825	-	547,019
Other financial liabilities	2,864	-	-	-	-	-	2,864
Total financial liabilities	9,000	548,530	1,180	25,667	3,825	25,000	613,202
On-balance sheet gap	(7,658)	39,440	(1,145)	(19,525)	12,325	31,797	55,234
Net derivative notional principals	-	(25,000)	-	-	-	25,000	-
Net effective interest rate gap	(7,658)	14,440	(1,145)	(19,525)	12,325	56,797	55,234



35. FINANCIAL RISK MANAGEMENT continued

31 December 2013	Non- interest bearing \$'000	Up to 3 months \$'000	Over 3 months and up to 6 months \$'000	Over 6 months and up to 1 year \$'000	Over 1 year and up to 2 years \$'000	Over 2 years \$'000	Total \$'000
Financial assets							
Cash and cash equivalents	-	1,630	-	-	-	-	1,630
Due from other financial institutions	-	56,475	-	-	-	-	56,475
Financial assets at fair value through profit or loss	-	-	-	-	-	-	-
Available-for-sale assets	-	-	-	-	-	-	-
Loans and advances	-	-	-	-	-	-	-
Balances with related parties	-	-	-	-	-	-	-
Other financial assets	222	-	-	-	-	149	371
Total financial Assets	222	58,105	-	-	-	149	58,476
Financial liabilities							
Due to other financial institutions	-	-	-	-	-	-	-
Financial liabilities at fair value through profit or loss	-	-	-	-	-	-	-
Deposits and other borrowings	-	-	-	-	-	-	-
Debt securities issued	-	-	-	-	-	-	-
Term subordinated debt	-	-	-	-	-	-	-
Due to related parties	-	-	-	-	-	-	-
Other financial liabilities	805	-	-	-	-	-	805
Total financial liabilities	805	-	-	-	-	-	805
On-balance sheet gap							
Net derivative notional principals	-	-	-	-	-	-	-
Net effective interest rate gap	(583)	58,105	-	-	-	149	57,671



35. FINANCIAL RISK MANAGEMENT continued

The tables below summarise the post-tax sensitivity of financial assets and liabilities to changes in interest rate. The market value of the assets and liabilities were used as the basis for the analysis and financial modeling was used to determine the impact on those values of changes in each risk scenario. The sensitivity analysis is performed based on the reporting of interest rate risk internally to key management personnel and represents management's assessment of the possible change in interest rates.

31 December 2014	Carrying amount	-0.1%	+0.1%	-0.1%	+0.1%
	\$'000	\$'000 Profit	\$'000 Profit	\$'000 Equity	\$'000 Equity
Financial assets					
Cash and cash equivalents	376,620	(1)	1	(1)	1
Due from other financial institutions	205,000	(3)	3	(3)	3
Financial assets at fair value through profit or loss	20	-	-	-	-
Available-for-sale assets	-	-	-	-	-
Loans and advances	85,696	(80)	80	(80)	80
Balances with related parties	246	-	-	-	-
Other financial assets	854	-	-	-	-
Total financial assets	668,436	(84)	84	(84)	84
Financial liabilities					
Due to other financial institutions	1	-	-	-	-
Financial liabilities at fair value through profit or loss	-	-	-	-	-
Deposits and other borrowings	8,983	1	(1)	1	(1)
Reverse repurchase agreement	4,335	-	-	-	-
Debt securities issued	50,000	50	(50)	50	(50)
Term subordinated debt	-	-	-	-	-
Due to related parties	547,019	30	(30)	30	(30)
Other financial liabilities	2,864	-	-	-	-
Total financial liabilities	613,202	81	(81)	81	(81)



35. FINANCIAL RISK MANAGEMENT continued

31 December 2013	Carrying amount	-0.1%	+0.1%	-0.1%	+0.1%
	\$'000	\$'000 Profit	\$'000 Profit	\$'000 Equity	\$'000 Equity
Financial assets					
Cash and cash equivalents	1,630	-	-	-	-
Due from other financial institutions	56,475	(6)	6	(6)	6
Financial assets at fair value through profit or loss	-	-	-	-	-
Available-for-sale assets	-	-	-	-	-
Loans and advances	-	-	-	-	-
Balances with related parties	-	-	-	-	-
Other financial assets	371	(1)	1	(1)	1
Total financial assets	58,476	(7)	7	(7)	7
Financial liabilities					
Due to other financial institutions	-	-	-	-	-
Financial liabilities at fair value through profit or loss	-	-	-	-	-
Deposits and other borrowings	-	-	-	-	-
Debt securities issued	-	-	-	-	-
Term subordinated debt	-	-	-	-	-
Due to related parties	-	-	-	-	-
Other financial liabilities	805	-	-	-	-
Total financial liabilities	805	-	-	-	-



35. FINANCIAL RISK MANAGEMENT continued

E. Foreign Currency Risk

Foreign exchange risk is the risk that the Bank would be adversely impacted from unfavourable movements in foreign currency rates. The Bank manages its currency risk through various methods including limitation management and risk hedging to hedge foreign exchange risk, and performing currency risk sensitivity analysis and stress testing regularly. The table below summarises the Bank's exposure to foreign currency exchange rate risk as at year end. Included in the table are the Bank's financial instruments at carrying amounts, categorised by currency.

31 December 2014	GBP \$'000	EUR \$'000	CNY \$'000	USD \$'000	AUD \$'000	Total \$'000
Financial assets						
Cash and cash equivalents	-	46	702	1,267	-	2,015
Due from other financial institutions	-	-	-	-	-	-
Financial assets at fair value through profit or loss	-	-	-	-	-	-
Available-for-sale assets	-	-	-	-	-	-
Loans and advances	-	-	-	33,477	-	33,477
Balances with related parties	-	-	246	-	-	246
Other financial assets	-	-	-	86	-	86
Total financial assets	-	46	948	34,830	-	35,824
Financial liabilities						
Due to other financial institutions	-	-	1	-	-	1
Financial liabilities at fair value through profit or loss	-	-	-	-	-	-
Deposits and other borrowings	-	46	815	1,109	-	1,970
Reverse repurchase agreement	-	-	-	4,335	-	4,335
Debt securities issued	-	-	-	-	-	-
Term subordinated debt	-	-	-	-	-	-
Due to related parties	-	-	-	29,325	-	29,325
Other financial liabilities	-	-	2	309	-	311
Total financial liabilities	-	46	818	35,078	-	35,942
Net on balance sheet financial position	-	-	130	(248)	-	(118)



35. FINANCIAL RISK MANAGEMENT continued

31 December 2013	GBP \$'000	EUR \$'000	CNY \$'000	USD \$'000	AUD \$'000	Total \$'000
Financial assets						
Cash and cash equivalents	-	-	-	32	-	-
Due from other financial institutions	-	-	-	-	-	-
Financial assets at fair value through profit or loss	-	-	-	-	-	-
Available-for-sale assets	-	-	-	-	-	-
Loans and advances	-	-	-	-	-	-
Balances with related parties	-	-	-	-	-	-
Other financial assets	-	-	-	-	-	-
Total financial assets	-	-	-	32	-	-
Financial liabilities						
Due to other financial institutions	-	-	-	-	-	-
Financial liabilities at fair value through profit or loss	-	-	-	-	-	-
Deposits and other borrowings	-	-	-	-	-	-
Debt securities issued	-	-	-	-	-	-
Term subordinated debt	-	-	-	-	-	-
Due to related parties	-	-	-	-	-	-
Other financial liabilities	-	-	-	-	-	-
Total financial liabilities	-	-	-	-	-	-
Net on balance sheet financial position	-	-	-	32	-	-



35. FINANCIAL RISK MANAGEMENT continued

The tables below summarise the post-tax sensitivity of financial assets and liabilities to changes in currency risks. The market value of the assets and liabilities were used as the basis for the analysis and financial modelling was used to determine the impact on those values of changes in each risk scenario. The sensitivity analysis is performed based on the reporting of foreign currency risk internally to key management personnel and represents management's assessment of the possible change in foreign exchange rates.

31 December 2014	Carrying amount	-10%	+10%	-10%	+10%
	\$'000	\$'000 Profit	\$'000 Profit	\$'000 Equity	\$'000 Equity
Financial assets					
Cash and cash equivalents	2,015	(2)	2	(2)	2
Due from other financial institutions	-	-	-	-	-
Financial assets at fair value through profit or loss	-	-	-	-	-
Available-for-sale assets	-	-	-	-	-
Loans and advances	33,477	(34)	34	(34)	34
Balances with related parties	246	-	-	-	-
Other financial assets	86	-	-	-	-
Total financial assets	35,824	(36)	36	(36)	36
Financial liabilities					
Due to other financial institutions	1	-	-	-	-
Financial liabilities at fair value through profit or loss	-	-	-	-	-
Deposits and other borrowings	1,970	(2)	2	(2)	2
Reverse repurchase agreement	4,335	(5)	5	(5)	5
Debt securities issued	-	-	-	-	-
Term subordinated debt	-	-	-	-	-
Due to related parties	29,325	(29)	29	(29)	29
Other financial liabilities	309	-	-	-	-
Total financial liabilities	35,940	(36)	36	(36)	36



35. FINANCIAL RISK MANAGEMENT continued

31 December 2013	Carrying amount	-10%	+10%	-10%	+10%
	\$'000	\$'000 Profit	\$'000 Profit	\$'000 Equity	\$'000 Equity
Financial assets					
Cash and cash equivalents	32	4	(3)	4	(3)
Due from other financial institutions	-	-	-	-	-
Financial assets at fair value through profit or loss	-	-	-	-	-
Available-for-sale assets	-	-	-	-	-
Loans and advances	-	-	-	-	-
Balances with related parties	-	-	-	-	-
Other financial assets	-	-	-	-	-
Total financial assets	32	4	(3)	4	(3)
Financial liabilities					
Due to other financial institutions	-	-	-	-	-
Financial liabilities at fair value through profit or loss	-	-	-	-	-
Deposits and other borrowings	-	-	-	-	-
Debt securities issued	-	-	-	-	-
Term subordinated debt	-	-	-	-	-
Due to related parties	-	-	-	-	-
Other financial liabilities	-	-	-	-	-
Total financial liabilities	-	-	-	-	-

F. Operational Risk

The Bank defines operational risks as risks of loss resulting from inadequate or failed internal processes, controls, systems and/or from external parties. It is a pervasive risk that involves all aspects of the Bank as well as other counterparties with whom the Bank deals with under day to day operations. The Bank's policy is to ensure that the risk of losses from operational failure are minimised. To this purpose the Company has a variety of control systems. Operational procedures are reviewed regularly by Senior Management and Internal Audit, and with a frequency determined by the level of risks involved.

G. Equity Risk

The Bank does not have any equity risk exposure as at Balance date 31 December 2014.



35. FINANCIAL RISK MANAGEMENT continued

H. Financial Instruments by Category

31 December 2014	Loans and receivables \$'000	Available for sale \$'000	Held for Trading \$'000	Designated at FVTPL \$'000	Derivatives used for hedging \$'000	Total \$'000
Financial assets						
Cash and cash equivalents	376,620	-	-	-	-	376,620
Due from other financial institutions	205,000	-	-	-	-	205,000
Financial assets at fair value through profit or loss	20	-	-	-	-	20
Available-for-sale assets	-	-	-	-	-	-
Loans and advances	85,696	-	-	-	-	85,696
Balances with related parties	246	-	-	-	-	246
Other financial assets	854	-	-	-	-	854
Total financial assets	668,436	-	-	-	-	668,436

31 December 2014	Held for Trading \$'000	Designat ed at FVTPL \$'000	Derivativ es used for hedging \$'000	Other financial liabilities at amortised cost \$'000	Derivatives used for hedging \$'000	Total \$'000
Financial liabilities						
Due to other financial institutions	-	-	-	1	-	1
Financial liabilities at fair value through profit or loss	-	-	-	-	-	-
Deposits and other borrowings	-	-	-	8,983	-	8,983
Reverse repurchase agreement	-	-	-	4,335	-	4,335
Debt securities issued	-	-	-	50,000	-	50,000
Term subordinated debt	-	-	-	-	-	-
Due to related parties	-	-	-	547,019	-	547,019
Other financial liabilities	-	-	-	2,864	-	2,864
Total financial liabilities	-	-	-	613,202	-	613,202



35. FINANCIAL RISK MANAGEMENT continued

31 December 2013	Loans and receivables \$'000	Available for sale \$'000	Held for Trading \$'000	Designated at FVTPL \$'000	Derivatives used for hedging \$'000	Total \$'000
Financial assets						
Cash and cash equivalents	1,630	-	-	-	-	1,630
Due from other financial institutions	56,475	-	-	-	-	56,475
Financial assets at fair value through profit or loss	-	-	-	-	-	-
Available-for-sale assets	-	-	-	-	-	-
Loans and advances	-	-	-	-	-	-
Balances with related parties	-	-	-	-	-	-
Other financial assets	371	-	-	-	-	371
Total financial assets	58,476	-	-	-	-	58,476

31 December 2013	Held for Trading \$'000	Designat ed at FVTPL \$'000	Derivativ es used for hedging \$'000	Other financial liabilities at amortised cost \$'000	Derivatives used for hedging \$'000	Total \$'000
Financial liabilities						
Due to other financial institutions	-	-	-	-	-	-
Financial liabilities at fair value through profit or loss	-	-	-	-	-	-
Deposits and other borrowings	-	-	-	-	-	-
Debt securities issued	-	-	-	-	-	-
Term subordinated debt	-	-	-	-	-	-
Due to related parties	-	-	-	-	-	-
Other financial liabilities	-	-	-	805	-	805
Total financial liabilities	-	-	-	805	-	805

I. Fair value of Financial Instruments

31 December 2014	Carrying amount \$'000	Estimated Fair Value \$'000
Financial assets		
Cash and cash equivalents	376,620	376,620
Due from other financial institutions	205,000	205,000
Financial assets at fair value through profit or loss	20	20
Available-for-sale assets	-	-
Loans and advances	85,696	85,361
Balances with related parties	246	244
Other financial assets	854	854
Total financial assets	668,436	668,099
Financial liabilities		
Due to other financial institutions	1	1
Financial liabilities at fair value through profit or loss	-	-
Deposits and other borrowings	8,983	8,950
Reverse repurchase agreement	4,335	4,335
Debt securities issued	50,000	46,905
Term subordinated debt	-	-
Due to related parties	547,019	546,832
Other financial liabilities	2,864	2,864
Total financial liabilities	613,202	609,887

35. FINANCIAL RISK MANAGEMENT continued

31 December 2013	Carrying amount \$'000	Estimated Fair Value \$'000
Financial assets		
Cash and cash equivalents	1,630	1,630
Due from other financial institutions	56,475	56,475
Financial assets at fair value through profit or loss	-	-
Available-for-sale assets	-	-
Loans and advances	-	-
Balances with related parties	-	-
Other financial assets	371	371
Total financial assets	58,476	58,476
Financial liabilities		
Due to other financial institutions	-	-
Financial liabilities at fair value through profit or loss	-	-
Deposits and other borrowings	-	-
Debt securities issued	-	-
Term subordinated debt	-	-
Due to related parties	-	-
Other financial liabilities	805	805
Total financial liabilities	805	805

J. Fair value Assumptions

- (i) The carrying value of cash and cash equivalents are equivalent to the fair value.
- (ii) For on demand and mature within six months deposits, due from/to other financial institutions, the carrying value are considered to be the fair value; for these categories with maturities more than six months, the fair values are calculated in discounted cashflow method using the current interest rate offered for similar maturity.
- (iii) The fair value of loans and advances, due to related party, and balance with related parties are determined by discounted cashflow method, which is based on the interest rate repricing and maturity of the instruments.
- (iv) The carrying value of other financial assets and liabilities are considered to be the fair value.

K. Fair Value Measurements Recognised in the Balance Sheet

Under NZ IFRS 7, the fair value of financial instruments is determined on a hierarchical basis that reflects the significance of the inputs used in making the measurements. The fair value hierarchy is:

-> Level 1 fair value measurement are those derived from quoted prices (unadjusted) in active markets for identical assets or liabilities;

-> Level 2 fair value measurements are those derived from inputs other than quoted prices included within level 1 that are observable for the assets or liabilities, either directly (i.e. as prices) or indirectly (i.e. derived from prices); and

-> Level 3 fair value measurements are those derived from valuation techniques that include inputs for the assets or liabilities that are not based on observable market data (unobservable inputs).



35. FINANCIAL RISK MANAGEMENT continued

	Financial assets at fair value through profit or loss	Other financial assets	Debt securities issued	Deposits and other borrowings	Financial Liabilities at fair value through profit or loss	FX contracts	Interest rate swaps	Total
31 December 2014	\$'000	\$'000	\$'000	\$'000	\$'000	\$'000	\$'000	\$'000
Level 1	-	-	-	-	-	-	-	-
Level 2	-	-	-	-	-	-	20	20
Level 3	-	-	-	-	-	-	-	-
Total Amount	-	-	-	-	-	-	20	20

	Financial assets at fair value through profit or loss	Other financial assets	Debt securities issued	Deposits and other borrowings	Financial Liabilities at fair value through profit or loss	FX contracts	Interest rate swaps	Total
31 December 2013	\$'000	\$'000	\$'000	\$'000	\$'000	\$'000	\$'000	\$'000
Level 1	-	-	-	-	-	-	-	-
Level 2	-	-	-	-	-	-	-	-
Level 3	-	-	-	-	-	-	-	-
Total Amount	-	-	-	-	-	-	-	-

36. SECURITISATION, FUNDS, MANAGEMENT, OTHER FIDUCIARY ACTIVITIES AND THE MARKETING AND DISTRIBUTION OF INSURANCE PRODUCTS

As at balance date the Bank is not involved in:

- The establishment, marketing, or sponsorship of trust, custodial, funds management and other fiduciary activities; or
- The origination of securitised assets; or
- The marketing or servicing of securitisation schemes; or
- The marketing and distribution of insurance products or conducting of insurance business.

37. RISK MANAGEMENT POLICIES

The Bank's objective is to appropriately manage all the risks that arise from its activities. A review of the risk appetite of the Bank is conducted at least annually by the Board. Based upon this review, an assessment of the relevant policies, systems, and reporting is undertaken to ensure that they are consistent with the stated risk appetite of the Bank.

A. Specific Areas of Risk Management

The Bank's Key areas of risk are Strategic and Business risk (managed by the Board through annual and three and five year business plan); Financial Risks including Credit risk, interest rate risk, liquidity risk, Foreign Exchange risk and Operational Risk (managed through internal controls and procedures), Financial and operational risk management appetites, objectives, policies, strategies, and processes are documented in note 35 of the financial statements.



37. RISK MANAGEMENT POLICIES continued

B. Role of the Board and its Committees

The Board has responsibility for setting the Bank's risk appetite, governance, and formulating risk management policy. The Board is assisted in meeting this responsibility through the operation of three committees responsible for various facets of risk. Each committee can advise and make recommendations however decision making rests with the Board of Directors.

C. Audit Committee

The Board through the Audit Committee Primarily is responsible for:

1. Overseeing the effectiveness and integrity of the Bank's financial controls; financial reporting process ; and internal audit functions;
2. Providing assurance on the governance and controls covering key business processes;
3. Ensuring the quality and independence of the external audit process;
4. Reviewing the annual audit plan with the external auditor;
5. Reviewing audit findings;
6. Reviewing interim financial information and the annual financial statements;
7. Reviewing accounting policies;
8. Overseeing the legal compliance and statutory responsibilities of the Bank;
9. Reviewing the appointment of the external auditor and their fees;
10. Reviewing the internal auditors and their activities;
11. Ensuring that recommendations highlighted in internal audit reports are actioned by management; and
12. Supervising special investigations when requested by the board.

D. Risk Committee

The Board through the Risk Committee Primarily is responsible for:

1. Overseeing the effectiveness and integrity of the Financial, Operational and Reputational risk management framework and risk reporting in the context of the approved strategic objectives and risk appetite of the Bank;
2. Reviewing the appropriate Financial , Operational and Reputational risk appetite of the Bank;
3. Reviewing the Financial , Operational and Reputational risk management policies, limits, and delegations of the Bank;
4. Monitoring management's operation within the approved risk management programme including the identification and evaluation of Financial, Operational and Reputational risks, the establishment of plans to manage and mitigate those risks and the monitoring of their implementation;
5. Reviewing and monitoring the Anti-Money Laundering/ Counter Financing of Terrorism Compliance Programme, policies and risks of the Bank.

E. Appointment and Remuneration Committee

The Board through the Appointment and Remuneration Committee Primarily is responsible for:

1. Overseeing the effectiveness and integrity of human resource policies of the Bank;
2. Providing governance oversight and assurance on the controls surrounding Executive management and Board human resource processes, including appointments, remuneration and performance processes;
3. Reviewing the people risk management policies, limits, and delegations of the Bank;
4. Reviewing, in accordance with the Bank's remuneration policies, all components of the Chief Executive's and Senior Management Remuneration.
5. Reviewing whether the recruitment policy of the Bank and undertake assessment of persons captured by the policy to ensure integrity of the recruitment process.

F. Internal Audit Function

The Bank utilises ICBC's internal audit function as a control measure to enable both ICBC and senior management of the Bank to monitor and review the Bank on an ongoing basis. The internal audit function of the Bank is part of ICBC's policy to ensure that all ICBC branches and subsidiaries have appropriate systems and procedures in place and comply with all applicable home and host country regulations. Specifically , the Bank is subject to the following internal audit measures:

37. RISK MANAGEMENT POLICIES continued

Internal audit carried out by an inspecting officer appointed by ICBC from time to time; and
Every three years, senior executives from ICBC (for example , a general manager and an executive officer) will undertake an on-site inspection at the Bank.

G. Capital Adequacy

The Board and senior management undertake capital planning, in accordance with the Bank's internal capital adequacy assessment policy. As part of the capital planning process, the Board reviews:

The current capital requirements of the Bank;
The targeted and sustainable capital in terms of business strategy and risk appetite; and
Future capital planning (with a three year outlook).

The capital plan is revised on an annual basis or more regularly, if necessary, to meet the Bank's obligations under the Capital Adequacy Framework (BS2A). For further information see Note 38.

H. Credit risk mitigation and collateral

The Bank uses different risk mitigation techniques to reduce the credit risk arising from its lending activities. Enforceable legal documentation binding all parties to recourse any security or collateral shall be provided.

38. CAPITAL ADEQUACY

A. Issued Capital

The Bank has 60,377,729 number of fully paid up ordinary shares (tier one capital) issued at NZ \$1 per share as at 31 December 2014.

ICBC is the sole shareholder. Each share confers on the holder the right to:

- one vote on a poll at a meeting of the shareholders on any resolution to:
 - appoint or remove a Director or auditor; or
 - alter the Bank's constitution; or
 - approve a major transaction; or
 - approve an amalgamation under section 221 of the Companies Act 1993; or
 - put the Bank into liquidation;
- a proportionate share in dividends authorised by the Board; and
- a proportionate share in the distribution of the surplus assets of the Bank.

B. Other classes of capital instrument

The Bank does not have any other classes of capital instrument in its capital structure.

Regulatory capital adequacy ratios are calculated by expressing capital as a percentage of risk weighted exposures.

As a condition of registration, the

Bank must comply with the following minimum capital requirements set by the RBNZ:

- Total regulatory capital must not be less than 8% of risk weighted exposures.
- Tier One capital must not be less than 6% of risk weighted exposures.
- The Common Equity Tier one capital must not be less than 4.5% of risk weighted exposures.
- Capital must not be less than NZ\$30 million.

The capital adequacy tables set out below summarise the composition of regulatory capital and capital adequacy ratios for the period ended 31 December 2014 since 31 December 2014. The Bank has complied with both regulatory and internal capital adequacy requirements.

The Bank has considered other material risks not included below and whether to allocate any capital to cover these risks and concluded that these risks are not significant and have therefore not allocated any capital to cover them.



38. CAPITAL ADEQUACY continued

C. Tier one and two Capital

	31 December 2014 \$'000	31 December 2013 \$'000
Tier one capital		
Common Equity Tier one capital		
Issued and fully paid up share capital	60,378	60,378
Retained earnings	(3,162)	(187)
Accumulated other comprehensive income and other disclosed reserves	-	-
Interest from issue of ordinary shares	-	-
Less:	-	-
Goodwill and other intangible assets	7	-
Regulatory adjustments	-	-
Deferred tax assets	-	-
Total common equity tier one capital	57,209	60,191
Additional Tier one capital		
High-quality capital	-	-
Instruments issued	-	-
Share premium from issue of instruments	-	-
Associated retained earnings	-	-
Less: Regulatory adjustments	-	-
Total additional tier one capital	-	-
Total tier one capital	57,209	60,191
Tier two capital		
Instruments issued by bank	-	-
Share premium from issue of instruments	-	-
Revaluation reserves	-	-
Foreign currency translation reserves	-	-
Less: Regulatory adjustments	-	-
Total tier two capital	-	-
Total capital	57,209	60,191



38. CAPITAL ADEQUACY continued

D. Credit Risk

31 December 2014	Total exposure after credit risk mitigation	Risk weight	Risk weighted exposure	Minimum Pillar 1 capital requirement
Calculation of on-balance-sheet exposures	\$'000	%	\$'000	\$'000
Cash and gold bullion	-	-	-	-
Sovereigns and central banks	280,435	0%	-	-
Multilateral development banks and other international organisation	-	-	-	-
Public sector entities	-	-	-	-
Banks rating grade 1	299,204	20%	59,841	4,787
Banks rating grade 2	2,228	20%	446	36
Banks rating grade 4	820	50%	410	33
Banks unrated	2,532	20%	506	40
Corporate - without recognised mitigation	53,912	100%	53,912	4,313
Corporate - secured with collateral	3,330	20%	666	53
Corporate - secured with guarantee	14,344	100%	14,344	1,148
Residential mortgages not past due -LVR up to 80%.	11,233	35%	3,931	315
Residential mortgages not past due -LVR >80% but up to 90%	-	-	-	-
Past due residential mortgages	-	-	-	-
Other past due assets	-	-	-	-
Equity holdings (not deducted from capital) that are publicly traded	-	-	-	-
All other equity holdings (not deducted from capital)	-	-	-	-
Non Risk Weighted Assets	-	-	-	-
Other assets	2,438	100%	2,438	195
Total on balance sheet exposures after credit risk mitigation	670,476	-	136,494	10,920



38. CAPITAL ADEQUACY continued

						Minimum Pillar 1 capital require- ment
31 December 2014	Total exposure	Credit Conversion Factor	Credit equivalent amount	Average risk weight	Risk weighted exposure	
Calculation of off-balance-sheet exposures	\$'000	%	\$'000	%	\$'000	\$'000
Direct credit substitute	-	-	-	-	-	-
Asset sale with recourse	-	-	-	-	-	-
Forward asset purchase	-	-	-	-	-	-
Commitment with certain drawdown	-	-	-	-	-	-
Note issuance facility	-	-	-	-	-	-
Revolving underwriting facility	-	-	-	-	-	-
Performance-related contingency	4,098	50%	2,049	100%	2,049	164
Trade-related contingency	6,632	20%	1,326	100%	1,326	106
Placements of forward deposits	-	-	-	-	-	-
Other commitments where original maturity is more than one year	18,754	50%	9,377	100%	9,377	750
Other commitments where original maturity is less than or equal to one year	-	-	-	-	-	-
Other commitments that cancel automatically when the creditworthiness of the counterparty deteriorates or that can be cancelled unconditionally at any time without prior notice	-	-	-	-	-	-
Market related contracts						
(a) Foreign exchange contracts	-	-	-	-	-	-
(b) Interest rate contracts	25,000	0.50%	125	100%	125	10
(c) Other - OTC, etc	-	-	-	-	-	-
Total off-balance sheet exposures	54,484	-	12,877	-	12,877	1,030



38. CAPITAL ADEQUACY continued

31 December 2013	Total exposure after credit risk mitigation \$'000	Risk weight %	Risk weighted exposure \$'000	Minimum Pillar 1 capital requirement \$'000
Calculation of on-balance-sheet exposures				
Cash and gold bullion	-	-	-	-
Sovereigns and central banks	-	-	-	-
Multilateral development banks and other international organisation	-	-	-	-
Public sector entities	-	-	-	-
Banks rating grade 1	58,227	20%	11,645	932
Banks rating grade 2	-	-	-	-
Corporate	249	100%	249	20
Residential mortgages not past due -LVR up to 80%.	-	-	-	-
Residential mortgages not past due -LVR >80% but up to 90%	-	-	-	-
Past due residential mortgages	-	-	-	-
Other past due assets	-	-	-	-
Equity holdings (not deducted from capital) that are publicly traded	-	-	-	-
All other equity holdings (not deducted from capital)	-	-	-	-
Non Risk Weighted Assets	-	-	-	-
Other assets	2,520	100%	2,520	202
Total on balance sheet exposures after credit risk mitigation	60,996	-	14,414	1,153

31 December 2013	Total exposure after credit risk mitigation \$'000	Risk weight %	Risk weighted exposure \$'000	Minimum Pillar 1 capital requirement \$'000
Calculation of off-balance-sheet exposures				
Direct credit substitute	-	-	-	-
Asset sale with recourse	-	-	-	-
Forward asset purchase	-	-	-	-
Commitment with certain drawdown	-	-	-	-
Note issuance facility	-	-	-	-
Revolving underwriting facility	-	-	-	-
Performance-related contingency	-	-	-	-
Trade-related contingency	-	-	-	-
Placements of forward deposits	-	-	-	-
Other commitments where original maturity is more than one year	-	-	-	-
Other commitments where original maturity is less than or equal to one year	-	-	-	-
Other commitments that cancel automatically when the creditworthiness of the counterparty deteriorates or that can be cancelled unconditionally at any time without prior notice	-	-	-	-
Market related contracts				
(a) Foreign exchange contracts	-	-	-	-
(b) Interest rate contracts	-	-	-	-
(c) Other - OTC, etc	-	-	-	-
Total off-balance sheet exposures	-	-	-	-

38. CAPITAL ADEQUACY continued

E. Residential mortgages by loan-to-valuation ratio

31 December 2014	Does not exceed 80%	Exceeds 80% and not 90%	Exceeds 90%	Total
Loan-to-valuation ratio				
Value of exposures	11,233	-	-	11,233

31 December 2013	Does not exceed 80%	Exceeds 80% and not 90%	Exceeds 90%	Total
Loan-to-valuation ratio				
Value of exposures	-	-	-	-

F. Reconciliation of residential mortgage-related amounts

	31 December 2014 \$'000	31 December 2013 \$'000
Residential mortgage loans (as disclosed in Note 13)	11,233	-
Residential mortgages by loan-to-valuation ratio	11,233	-

G. Credit risk mitigation

31 December 2014	Total value of on-and-off- balance sheet exposures covered by eligible collateral (after haircutting)	Total value of on-and-off- balance sheet exposures covered by guarantees or credit derivatives
Exposure Class	\$'000	\$'000
Sovereign or central bank	-	-
Multilateral development bank	-	-
Public sector entities	-	-
Bank	-	-
Corporate	3,330	14,344
Residential mortgage	11,233	-
Other	-	-
Total	14,563	14,344

31 December 2013	Total value of on-and-off- balance sheet exposures covered by eligible collateral (after haircutting)	Total value of on-and-off- balance sheet exposures covered by guarantees or credit derivatives
Exposure Class	\$'000	\$'000
Sovereign or central bank	-	-
Multilateral development bank	-	-
Public sector entities	-	-
Bank	-	-
Corporate	-	-
Residential mortgage	-	-
Other	-	-
Total	-	-



38. CAPITAL ADEQUACY continued

H. Operational risk capital requirement

31 December 2014	Implied risk weighted exposure	Total operational risk capital requirement
	\$'000	\$'000
Operational risk	4,407	353

31 December 2013	Implied risk weighted exposure	Total operational risk capital requirement
	\$'000	\$'000
Operational risk	-	-

I. Market risk

Market risk exposures have been calculated in accordance with the methodology detailed in Part 10 of the RBNZ's BS2A Capital Adequacy framework, and schedule 9 of the Registered Bank Disclosure Statements (New Zealand Incorporated Registered Banks) Order 2014. Peak exposures are calculated using the Bank's shareholders equity at the end of the period.

	End-period capital charges		Peak end-to-day capital charges	
31 December 2014	Implied risk weighted exposure	Aggregate capital charge	Implied risk weighted exposure	Aggregate capital charge
	\$'000	\$'000	\$'000	\$'000
Interest rate risk	3,563	285	7,063	565
Foreign currency risk	125	10	500	40
Equity risk	-	-	-	-
Total capital requirements	3,688	295	7,563	605

31 December 2014	Total exposure after credit risk mitigation	Risk weighted exposure or implied risk weighted exposure	Capital Requirement
	\$'000	\$'000	\$'000
Total credit risk + equity	724,960	149,371	11,950
Operational risk	-	4,407	353
Market risk	-	3,694	295
Total	724,960	157,472	12,598

Capital ratios

31 December 2014	Common Equity Tier 1 capital ratio	Tier 1 capital ratio	Total capital ratio
	%	%	%
Ratio	36.33%	36.33%	36.33%
Minimum ratio requirement	4.50%	6%	8%

Buffer ratios

31 December 2014	Total Buffer Ratio
	%
Buffer ratio	28.33%
Buffer ratio requirement effective from 1 January 2014	2.50%



38. CAPITAL ADEQUACY continued

31 December 2013	End-period capital charges		Peak end-to-day capital charges	
	Implied risk weighted exposure	Aggregate capital charge	Implied risk weighted exposure	Aggregate capital charge
	\$'000	\$'000	\$'000	\$'000
Interest rate risk	800	64	2,250	180
Foreign currency risk	32	3	80	6
Equity risk	-	-	-	-
Total capital requirements	832	67	2,330	186

31 December 2013	Total exposure after credit risk mitigation	Risk weighted exposure or implied risk weighted exposure	Capital Requirement
	\$'000	\$'000	\$'000
Total credit risk + equity	60,996	14,414	1,153
Operational risk	-	-	-
Market risk	-	832	67
Total	60,996	15,246	1,220

Capital ratios

31 December 2013	Common Equity Tier 1 capital ratio	Tier 1 capital ratio	Total capital ratio
	%	%	%
Ratio	394.79%	394.79%	394.79%
Minimum ratio requirement	4.50%	6%	8%

Buffer ratios

31 December 2013	Total Buffer Ratio
	%
Buffer ratio	386.79%
Buffer ratio requirement effective from 1 January 2014	2.50%

J. Capital adequacy of Ultimate Parent Bank

The Ultimate Parent Bank of the Industrial and Commercial Bank of China (New Zealand) Limited is ICBC. ICBC is required by the China Banking Regulatory Commission (CBRC) to hold minimum capital at least equal to that specified under the standardised approach Basel II. This information is made available to users via the ICBC website (www.icbc.com.cn).

As available data at 30 September 2014, ICBC's Tier One Capital was 11.8% of Total Risk-weighted Assets and Total Capital was 13.87% of Total Risk-weighted Assets (at 31 December 2013 Tier One Capital was 10.57% of Total Risk-weighted Assets and Total Capital was 13.36% of Total Risk-weighted Assets). ICBC's capital ratios during the period ended 30 September 2014 and year ended 31 December 2013 exceeded both of the CBRC's minimum capital adequacy requirements.

