


1. What is AXS e-Station?

AXS e-Station is an online payment portal that aggregates existing service providers to facilitate one-stop payment for bills and fines.



2. How do I access AXS e-Station?

Simply visit: www.axs.com.sg/axsEStation.php

3. Which bank can I use to make internet banking payments?

AXS e-station is only applicable for users with Internet Banking facility from the following banks:



Please take note that Security token or SMS OTP from each respective bank is required to perform the transaction.

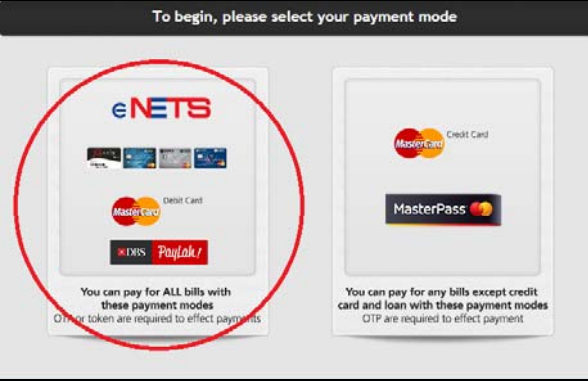
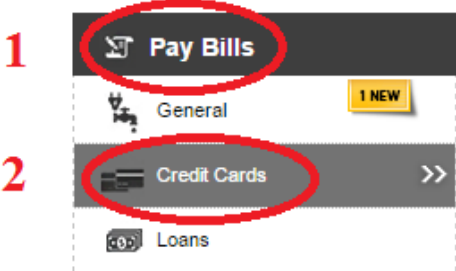

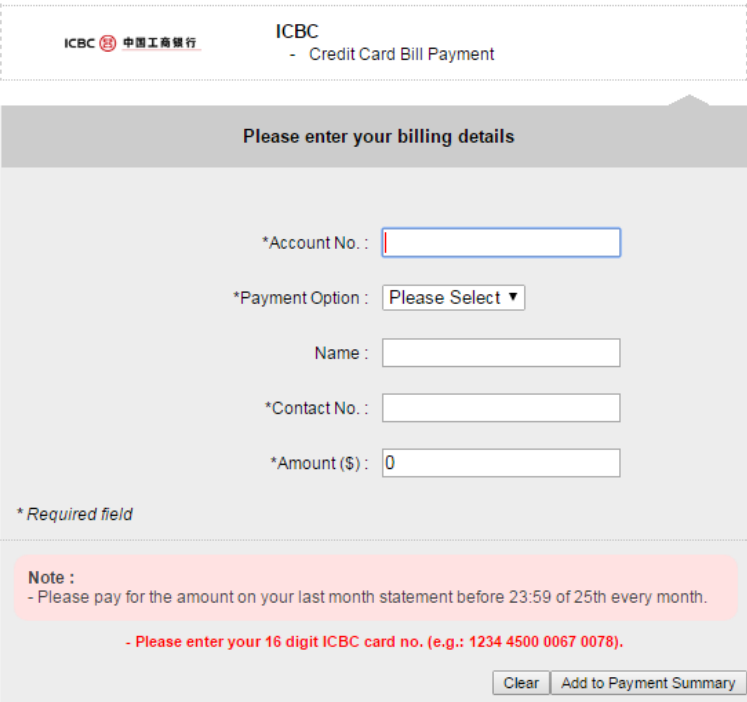
4. When will ICBC process my payments?

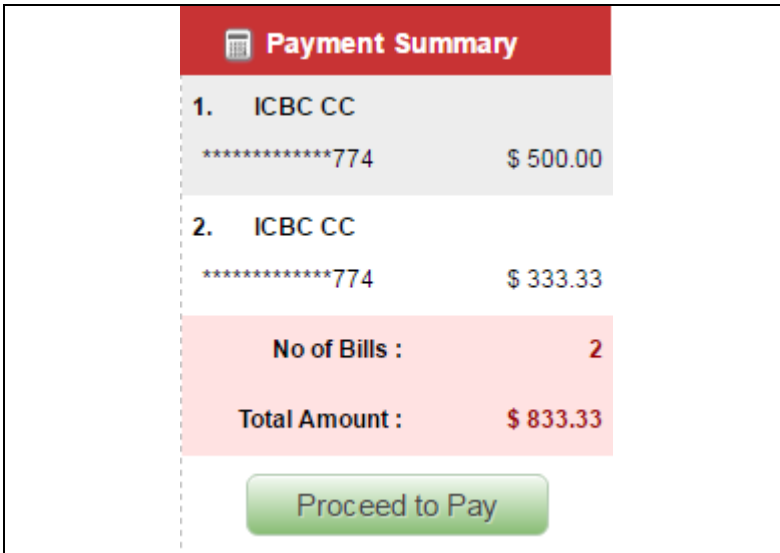
Payments will be processed on the next working day.

5. How do I pay my ICBC Credit Card Bills with AXS-station?

Please follow the steps below:

	<p>1) Select AXS e-Station on the main page of AXS webpage.</p>
<p>To start making payments online, click the button below.</p>	<p>2) Select "Pay online now"</p>

 <p>To begin, please select your payment mode</p> <p>You can pay for ALL bills with these payment modes OTP or token are required to effect payments</p> <p>You can pay for any bills except credit card and loan with these payment modes OTP are required to effect payment</p>	<p>3) Select the left button with eNETS logo.</p>										
 <p>1 Pay Bills</p> <p>2 Credit Cards</p> <p>General 1 NEW</p> <p>Loans</p>	<p>4) Select “Pay Bills”, then “Credit Cards”,</p>										
 <p>ICBC 中国工商银行</p> <p>ICBC - Credit Card Bill Payment</p>	<p>5) Select “ICBC”</p>										
 <p>ICBC 中国工商银行</p> <p>ICBC - Credit Card Bill Payment</p> <p>Please enter your billing details</p> <p>*Account No. : <input type="text"/></p> <p>*Payment Option : <input type="text" value="Please Select"/></p> <p>Name : <input type="text"/></p> <p>*Contact No. : <input type="text"/></p> <p>*Amount (\$) : <input type="text" value="0"/></p> <p>* Required field</p> <p>Note : - Please pay for the amount on your last month statement before 23:59 of 25th every month. - Please enter your 16 digit ICBC card no. (e.g.: 1234 4500 0067 0078).</p> <p>Clear Add to Payment Summary</p>	<p>6) Please input your billing details, and select “Add to Payment Summary”</p> <table border="1" data-bbox="927 1055 1460 2069"> <tr> <td data-bbox="927 1055 1074 1167">Account No. :</td> <td data-bbox="1074 1055 1460 1167">Please enter your 16 digit ICBC Credit Card Number</td> </tr> <tr> <td data-bbox="927 1167 1074 1787">Payment Option:</td> <td data-bbox="1074 1167 1460 1787"> <p>If you have outstanding balances in multiple accounts, you have to make separate payments to each respective account as indicated on your Statement Balance/Payment Slip.</p> <p>For example, ICBC UnionPay Dual Currency Credit Card has 2 accounts, CNY and SGD. If you have outstanding balances in both accounts, you have to make 2 separate payments.</p> </td> </tr> <tr> <td data-bbox="927 1787 1074 1832">Name:</td> <td data-bbox="1074 1787 1460 1832">Input Cardholder’s name</td> </tr> <tr> <td data-bbox="927 1832 1074 1906">Contact No:</td> <td data-bbox="1074 1832 1460 1906">Input your contact number.</td> </tr> <tr> <td data-bbox="927 1906 1074 2069">Amount (\$):</td> <td data-bbox="1074 1906 1460 2069">Please refer to amount indicated in SGD currency on the Payment Slip.</td> </tr> </table>	Account No. :	Please enter your 16 digit ICBC Credit Card Number	Payment Option:	<p>If you have outstanding balances in multiple accounts, you have to make separate payments to each respective account as indicated on your Statement Balance/Payment Slip.</p> <p>For example, ICBC UnionPay Dual Currency Credit Card has 2 accounts, CNY and SGD. If you have outstanding balances in both accounts, you have to make 2 separate payments.</p>	Name:	Input Cardholder’s name	Contact No:	Input your contact number.	Amount (\$):	Please refer to amount indicated in SGD currency on the Payment Slip .
Account No. :	Please enter your 16 digit ICBC Credit Card Number										
Payment Option:	<p>If you have outstanding balances in multiple accounts, you have to make separate payments to each respective account as indicated on your Statement Balance/Payment Slip.</p> <p>For example, ICBC UnionPay Dual Currency Credit Card has 2 accounts, CNY and SGD. If you have outstanding balances in both accounts, you have to make 2 separate payments.</p>										
Name:	Input Cardholder’s name										
Contact No:	Input your contact number.										
Amount (\$):	Please refer to amount indicated in SGD currency on the Payment Slip .										




Payment Summary

1. ICBC CC	*****774	\$ 500.00
2. ICBC CC	*****774	\$ 333.33
No of Bills :		2
Total Amount :		\$ 833.33

Proceed to Pay

7) Review your payments, before clicking on “Proceed to Pay”.



Payment Summary

Billing Organisation	Account No.	Category	Amount (\$)	Action
icbc 中国工商银行	*****017	Credit Card	\$ 500.00	

No of Bills : 1
Total Amount Due : \$ 500.00

Please ensure your pop-up blocker is turned off before proceeding with payment.

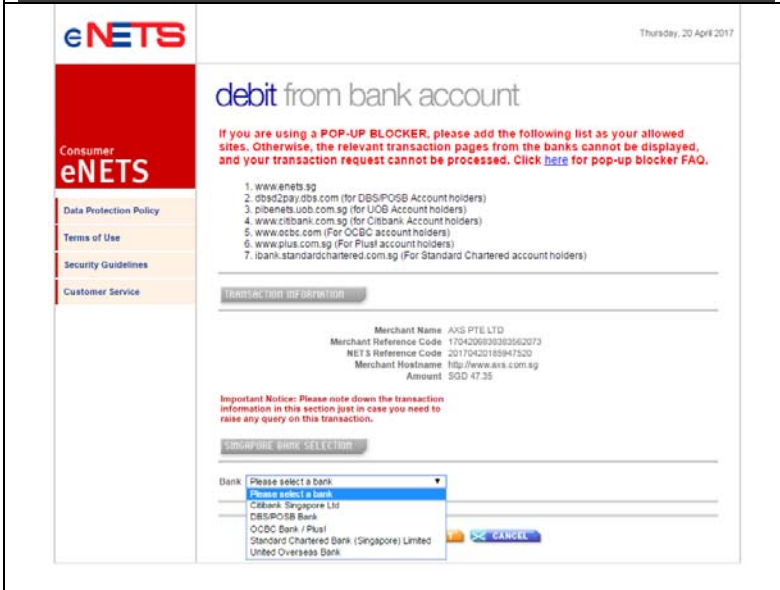
Email Address (optional):
Enter your email address to receive an e-receipt of your transaction.

Add more bills

- Please select -

- eNETS
- DBS/POSB Debit Cards
- MasterCard Debit Card
- DIS PayLah!

8) Select a Internet Banking account you would wish to debit from.



eNETS Thursday, 20 April 2017

debit from bank account

If you are using a POP-UP BLOCKER, please add the following list as your allowed sites. Otherwise, the relevant transaction pages from the banks cannot be displayed, and your transaction request cannot be processed. Click [here](#) for pop-up blocker FAQ.

- www.enets.sg
- dbss2pay.dbb.com (for DBS/POSB Account holders)
- plusnet.uob.com.sg (for UOB Account holders)
- www.citibank.com.sg (for Citibank Account holders)
- www.ecbc.com (For OCBC account holders)
- www.plus.com.sg (For Plus! account holders)
- ibank.standardchartered.com.sg (For Standard Chartered account holders)

TRANSACTION INFORMATION

Merchant Name: AXS PTE LTD
Merchant Reference Code: 17042093032262073
NET S Reference Code: 20170420185947520
Merchant Hostname: http://www.axs.com.sg
Amount: SGD 47.25

Important Notice: Please note down the transaction information in this section just in case you need to raise any query on this transaction.

SINGAPORE BANK SELECTION

Bank: Please select a bank


- Please select a bank
- Citibank - Singapore Ltd
- DBS/POSB Bank
- OCBC Bank / Plus!
- Standard Chartered Bank (Singapore) Limited
- United Overseas Bank

CANCEL

9) Select the Internet Banking account you would wish to debit from.
Only applicable for users with Internet Banking facility from the following banks.

Security token or SMS OTP from each respective bank is required to perform the transaction.

Please follow the instructions given by each respective bank’s website.



10) Transaction is successful when you receive the following notice.

6. I am experiencing issues with my AXS payments. Who should I contact?
 Please call the AXS hotline at (65) 6560 2727 (8am – 10 pm daily) or visit www.axs.com.sg/axseStation.php for more information.