

ICBC SINGAPORE BRANCH

CORPORATE E-BANKING

OPERATION MANUAL

(2020 EDITION)

Contents

| | | |
|------|--------------------------------------------------|--------|
| I | E-TOKEN ACTIVATION..... | 3 |
| II | INTERNET BANKING LOGIN | 5 |
| III | FUNCTION OVERVIEW | - 9 - |
| IV | ACCOUNT MANAGEMENT..... | - 10 - |
| | a) Check Current Deposit Account | - 10 - |
| | b) Check Balance In Current Account | - 11 - |
| | c) Check Details of Current Account | - 13 - |
| | d) Bank statement inquiry..... | - 15 - |
| V | INTERNAL TRANSFER | - 16 - |
| VI | EXTERNAL TRANSFER | - 18 - |
| VII | REMITTANCE | - 21 - |
| VIII | Batch Remittance | - 25 - |
| IX | ICBC EXPRESS | - 26 - |
| X | Local SGD Transfer | - 28 - |
| XI | PAYROLL SERVICE | - 30 - |
| | A) Payroll Service With Regular Authority | - 30 - |
| | B) Payroll Service with Separate Authority | - 31 - |
| | C) RMB pre-settlement remittance..... | - 33 - |
| XII | ICBC MESSENGING | - 34 - |
| XIII | TERM DEPOSIT (FIXED DEPOSIT) | - 38 - |
| XIV | CASH POOL MANAGEMENT | - 42 - |

I E-TOKEN ACTIVATION

First of all, please make sure that you have received the e-token device and activation code list(the e-version shows below)

| | |
|-------------------------------------|------------------|
| Group number: | 0103 |
| Chinese name of the group: | XE |
| English name of the group: | |
| Internet banking login ID: | |
| Serial number of Password token: | 2152100000000844 |
| Activation code for Password token: | 657959424571 |

STEP 1: Press and hold the red button for a few seconds to turn on the token:



STEP 2: Enter the 12-digit activation code for Password token, shown in the list above:



STEP 3: Set a new password for your token (6 digits) and repeat the new password again for confirmation, once finished, the Password token set-up is done. Please take note that if the two passwords do not match, the token will be locked for security concern, if so, please contact our relationship manager for the assistance to unlock it:



Note: Once the setup is completed, the first dynamic code appeared is only for the purpose of successful authorisation reminder, please wait for the second 6-digit passcode for the internet banking usage.

II INTERNET BANKING LOGIN

STEP 1: Visit the ICBC Singapore Branch home page. The address is WWW.ICBC.COM.SG, The supporting internet explorer version includes IE 8-11, Safari 5.1-1.2, Firefox 10.0-45 and Google Chrome 20.0-52.0.

Click ‘Corporate Banking’ under User Login ,to enter the log in page:



STEP 2: Choose ‘Password + Token Login’, key in the information accordingly

System Announcement: With effect from 01 August 2018, daily limit and charges for FAST and GIR

Internet Banking Help

Corporate MobilePayNow
Banking> Corporate>

Password+Token Login

User ID: .c.0103

Password:

Enter Verification Code:



Please press "Confirm" on the Token to get the dynamic password.

Dynamic Password:

Login

Back

We suggest you use the following browser versions to visit our Internet banking: IE8-IE11, Chrome20.0-Chrome52.0, Firefox10.0-Firefox45.0, and Safari5.1-Safari9.1.2.

For security reasons, contractibility (where necessary) and to avoid unnecessary delay in processing of your instructions using our internet banking platform, please ensure that all your organization's information under Customer Services are up-to-date and all contact information for every transaction is true and accurate before submitting. For RMB remittance to China Mainland (Except HongKong, Macau and Taiwan), please select a remittance purpose from the drop-down arrow, manual filling will result in payment request being rejected.

Important


Please use the token to get the Dynamic Password. Turn on the token and press 'OK', to obtain the 6-digit Dynamic Password.




NOTE: If you are first time login to the internet banking, you need to change your login password. key in the initial password and follow the prompts accordingly:

Internet Banking Help

Certificate + static password login


V4.0

User ID: K .c.0103
Password: *****
Verification code: erjn  Refresh
[verification code](#)
Please press "Confirm" on the Token to get the dynamic password.
Dynamic Password: *****
Login

Click 'Login', the webpage will automatically direct you to the Modify-Password webpage:

Modify Password XE Internet Banking Service


Customer service: a group of functions provided to manage the customer reserved data and password of Internet banking.

Current Password: *****

New Password: *****

It is suggested to enter a 8-digit password combining letters and numbers. Please avoid setting [Password of low security](#)

Confirm New Password: *****

Please enter the verification code: i3yb  Refresh verification code

Corporate Customer Number: 01

Confirm Reset

NOTE : When you change your password , you will need to enter the group number , which you could find in the activation code list.

| | |
|-------------------------------------|-----------------|
| Group number: | 0103 |
| Chinese name of the group: | XE |
| English name of the group: | |
| Internet banking login ID: | |
| Serial number of Password token: | 215210000000844 |
| Activation code for Password token: | 657959424571 |


And need to enter the dynamic password once again for verification purpose:

| | | |
|-----------------|----|--------------------------|
| Modify Password | XE | Internet Banking Service |
|-----------------|----|--------------------------|

Customer service: a group of functions provided to manage the customer reserved data and password of Internet banking.

Please press [OK] on the token and finish the transaction as quickly as you can before timeout.

Dynamic Password:

Enter Verification Code:  [Refresh verification code](#)

After completing password setting, you need to log in again:

| | | |
|-----------------|----|--------------------------|
| Modify Password | XE | Internet Banking Service |
|-----------------|----|--------------------------|

Customer service: a group of functions provided to manage the customer reserved data and password of Internet banking.

Successfully changed your logon password. The new password will take effect at the next logon.

[Logon again](#)

Notes:

1. Since the logon password for the Internet banking you reserved at our business office is purely digital, system will request for password change at the time of your initial logon in order to assure the safety of your password, you can continue to use only after password has been changed. Newly input password shall have a length between 6 and 30 digits and can be a combination of letters and numbers.
2. If you forgot your password, you can change the password through this function after password reset at our business office so as to strengthen the security of Internet banking.

webmaster@icbc.com.cn
Copyright - All Rights reserved

Now, you can use the new password to login to the internet banking.

III FUNCTION OVERVIEW

In order to provide a better understanding of ICBC Internet Banking, below is the brief introduction about the functions of Internet Banking.

A) ACCOUNT MANAGEMENT

You can inquire about the account information, balances and details, print e-slip and change the alias of all the accounts that belong to your internet banking account.

B) PAYMENT and TRANSFER

Various types of fund transfer and remittance services to fulfill the needs of internal and external business of the company, and support both domestic and overseas transactions at the same time.

C) PAYROLL SERVICE

Provide you the service of employees' salary batch pay-out services, the payees' accounts can be in China domestic banks or other banks across the region.

D) FIXED DEPOSIT

Provide RMB, SGD, USD fixed deposit products with different terms of high Interest rates, in order to meet your needs of fund appreciation.

E) CASH POOL

You can manage and transfer the funds to anywhere conveniently, and also enjoy the favorable policies like cross-border fund sweep and allocation, overdraft limit sharing, consolidated interest-bearing and internal pricing and etc.

IV ACCOUNT MANAGEMENT

a) Check Current Deposit Account

Click 'Manage A/C' → 'Current Account Services' → 'Current Account Information':

ICBC 中国工商银行

Welcome: XU

System Announcement: With effect from 01 August 20

Manage A/C

Payment & Transfer Cash Pool Management Documentation and trade finance Payroll Service Fixed Deposit Online Loan ICBC Messaging Customer Services Cross-border/cross-group instruction

>> Manage A/C > Current Account Services > Current Account Information

Current Account Information

Company Name: XU (Account-opening area: Canada)

Account: 00

Inquiry

Account Name: XU
Account Name in English: XU
Account Opening Date: 08-08-2018
Account Alias:

Account: 00
Branch Name: In
Account Status: Normal

| Account | Currency | Account Type | Account Status | Cheque Account | Allow Overdraft | Account Opening Date |
|---------|----------|-----------------|----------------|----------------|-----------------|----------------------|
| 00 | CNY | Current Account | Normal | No | No | 08-08-2018 |
| 00 | USD | Current Account | Normal | Yes | Yes | 08-08-2018 |
| 00 | CAD | Current Account | Normal | Yes | Yes | 08-08-2018 |

Back

Note:

1. You can check your account only if the account has already been connected to ICBC Singapore Branch internet banking.
2. The account of ICBC in other location can be connected to ICBC Singapore Branch Internet banking as well, including mainland China, HK, Thailand etc. for the detailed information, please contact our relationship manager.

b) Check Balance In Current Account

Click 'Manage A/C' → 'Current Account Services' → 'Current Account Balance':

Manage A/C Payment & Transfer Cash Pool Management Documentation and trade finance Payroll Service Fixed Deposit Online Loan ICBC Messaging Customer Services Cross-border/cross-group instruction

>> Manage A/C > Current Account Services > Current Account Balance

Current Account Balance >> Help

ICBC:

- ☐ Canada
- ☐ Singapore
- ☐ Australia
- ☐ Beijing
- ☐ Tianjin
- ☐ Shanghai
- ☐ Suzhou
- ☐ Chengdu
- ☐ United States

Other banks:

- ☐ Singapore

Submit Clear Choose All Expand Collapse

Manage A/C Payment & Transfer Cash Pool Management Documentation and trade finance Payroll Service Fixed Deposit Online Loan ICBC Messaging Customer Services Cross-border/cross-group instruction

>> Manage A/C > Current Account Services > Current Account Balance

Current Account Balance >> Help

Account Details Inquiry Account Balance Inquiry

Inquire account details Inquiry Account Summary Download

Inquiry on summary information Inquiry

Country: Singapore
Company Name: XU

Account Name in English XU Account Summary Download

| Account No. | Currency | Account Type | Current Balance | Available Balance | Enquiry Time |
|---------------------------|----------|-----------------|-----------------|-------------------|---------------------|
| <input type="radio"/> 010 | SGD | Current Account | 13,532,674.87 | 13,532,674.87 | 01-04-2020 15:27:26 |
| <input type="radio"/> 010 | AUD | Current Account | 13,069,695.35 | 13,069,695.35 | 01-04-2020 15:27:32 |
| <input type="radio"/> 010 | USD | Current Account | 8,998,005.41 | 8,998,005.41 | 01-04-2020 15:27:33 |
| <input type="radio"/> 010 | CNY | Current Account | 1,623,337.42 | 1,623,337.42 | 01-04-2020 15:27:34 |
| Total Balance(SGD) | | | 13,532,674.87 | 13,532,674.87 | |
| Total Balance(AUD) | | | 13,069,695.35 | 13,069,695.35 | |
| Total Balance(USD) | | | 8,998,005.41 | 8,998,005.41 | |
| Total Balance(CNY) | | | 1,623,337.42 | 1,623,337.42 | |
| Total amount in USD | | | 27,624,055.86 | 27,624,055.86 | |

Note:

1. You can check your account only if the account has been connected to ICBC Singapore Branch E-banking.
2. Choose the region you want to check, and tick the corresponding accounts to view;
3. Click the account or currency link to check the balance, inquired date & time, and viewing the summary of accounts with total balances.
4. The inquired results can be printed out directly.

Check Bal in Current A/C

>> Help

Account Details

Search

Account Balance

Search

Transaction History

Search

Account Summary

Download

Country / Area:Singapore

Account Name:XO

Account Name in English:XO

Account Summary Download

| Account Number | Currency | Account Type | Current Balance | Available Balance | Enquiry Time |
|-----------------------------------|---------------------|-----------------|-----------------|-------------------|-----------------|
| 0103 | SGD | Current Account | 29,127.59 | 29,127.59 | 30-10-2013 09:4 |
| 0103 | USD | Current Account | 1,066,775.40 | 1,066,775.40 | 30-10-2013 09:4 |
| 0103 | USD | Current Account | 34,026,425.31 | 34,026,425.31 | 30-10-2013 09:4 |
| Total Balance / Net Position(SGD) | | | 29,127.59 | 29,127.59 | |
| Total Balance / Net Position(USD) | | | 35,093,200.71 | 35,093,200.71 | |
| currAccountBalance_convert_sum | | | 35,116,283.04 | 35,116,283.04 | |

currAccountBalance_convert_Note

Group balance summary

| Currency | Current Balance | Available Balance |
|---------------------------------------|-----------------|-------------------|
| SGD | 29,127.59 | 29,127.59 |
| USD | 35,093,200.71 | 35,093,200.71 |
| currAccountBalance_convert_balanceSum | 35,116,283.04 | 35,116,283.04 |

Print

Back

c) Check Details of Current Account

Click 'Manage A/C' → 'Current Account Services' → 'Current Account Statements':

Manage A/C Payment & Transfer Cash Pool Management Documentation and trade finance Payroll Service Fixed Deposit Online Loan ICBC Messaging Customer Services Cross-border/cross-group instruction

Manage A/C

>> Manage A/C > Current Account Services > Current Account Statements

Current Account Statements

Company Name: XU Account: 0007 Currency: USD Date: 01-03-2020 01-04-2020 Recently 5-day

Inquiry Send Email

Please select detail file format: EXCEL (.csv)

Download

Branch Name: Industrial and Commercial Bank Of China Singapore Branch

Account Name: XU

Account name in English: XU

Account: 010

Date: 01-03-2019 To 01-04-2020

Enquiry Time: 01-04-2020 15:32:32

Currency: SGD

| Seq | Transaction Time | Value Date | Business Type | Summary | Credit Amount | Debit Amount | Balance | Reference Number | Counterpart Account |
|-----|---------------------|------------|---------------|------------|---------------|--------------|-----------|------------------|---------------------|
| 1 | 25-11-2019 09:59:44 | 25-11-2019 | REMITTANCE | EBANK-FYJH | 50,000.00 | | 49,862.20 | 0103 | |
| 2 | 25-11-2019 10:25:16 | 25-11-2019 | REMITTANCE | EBANK-FYJH | | 3.00 | 49,865.20 | 0103 | |
| 3 | 25-11-2019 09:29:42 | 25-11-2019 | REMITTANCE | EBANK-FYJH | | 2,194.06 | 47,671.14 | 12 | XLUX |
| 4 | 25-11-2019 09:29:42 | 25-11-2019 | CHARGE | EBANK-FYJH | | 40.84 | 47,630.30 | 0103 | |

Note:

1. You can check your account only if the account has been connected to ICBC Singapore Branch E-banking.
2. The default time range is to check the details of the account within last 5 days. You can select the range of date that you would like to view. The maximum period is ten year's account details.
3. E-slip printing function requires the token device for verification purpose.
4. The account details can be printed out.
5. The account details support both Excel and PDF format.

Branch Name:Industrial and Commercial Bank Of China Singapore Branch

Account Name:XO

Account Name in English:XO

Account Number:0103

Enquiry Time:30-10-2013 09:47:57

Currency:SGD

Date Range: 01-09-2013 To 30-10-2013

| Transaction | Time | Date of value | Transaction Type | Remarks | Credit Amount | Debit Amount | Balance | Certificate number | Transaction Details | Transaction Details |
|-------------|------------------------|---------------|------------------|------------|---------------|--------------|------------|--------------------|---------------------|---------------------------------------------------------------------------------|
| 1 | 02-09-2013 15:32:45 | 02-09-2013 | REMITTANCE | EBANK-FYJH | | 10.00 | 140,750.81 | | 1234567890123456789 | XXXXXX 1234567890 |
| 2 | 25-09-2013 11:46:51 | 25-09-2013 | | | | 19.22 | 140,731.59 | | 0103 | |
| 3 | 29-09-2013 18:17:15 | 29-09-2013 | | | | 19.22 | 140,712.37 | | 0103 | |
| 4 | 01-10-2013 17:47:52 | 01-10-2013 | | | | 19.22 | 140,693.15 | | 0103 | |
| 5 | 01-10-2013 17:47:54 | 01-10-2013 | | | | 12.81 | 140,680.34 | | 0103 | |
| 6 | 01-10-2013 17:45:03 | 01-10-2013 | | | 112.00 | | 140,792.34 | | 0103 | XRXXGTXOXIXN XHXLDXGX XTX.X (XNXMXMXEXSX XOXUXTXRX XIXUXDXTXOX)X |
| 7 | 30-10-2013 10:25:24 | 30-10-2013 | | 232 | 145.00 | | 140,937.34 | | 0103 | XPXTXPXEXLXD |
| Total | | | | | 257.00 | 80.47 | | | | |

| | | | | | | | | | | |
|------------------|----------------------------------------------------------|------------|------------|------------|--------|----|-------|-----------|---------|-----------|
| Branch Name: | Industrial and Commercial Bank Of China Singapore Branch | | | | | | | | | |
| Account Name: | XE | | | | | | | | | |
| Account Name in: | XE | | | | | | | | | |
| Enquiry Time: | 01-03-2014 10:24:07 | | | | | | | | | |
| Account Number: | 0103 | | | | | | | | | |
| Currency: | USD | | | | | | | | | |
| Date Range: | 01-02-2014 To 01-03-2014 | | | | | | | | | |
| | Transaction Time | Date of v | Transacti | Remarks | Credit | An | Debit | Am | Balance | Certifica |
| 1 | 01-02-2014 17:28:46 | 01-02-2014 | REMITTANCE | EBANK-FYJH | 93.00 | | | 21,000.82 | | 123456 |
| 2 | 01-02-2014 17:28:46 | 01-02-2014 | CHARGE | EBANK-FYJH | 10.00 | | | 20,990.82 | | 0103 |
| 3 | 01-02-2014 10:20:55 | 01-02-2014 | REMITTANCE | EBANK-FYJH | 20.00 | | | 20,970.82 | | 778899 |
| 4 | 01-02-2014 10:20:55 | 01-02-2014 | CHARGE | EBANK-FYJH | 10.00 | | | 20,960.82 | | 0103 |
| 5 | 01-03-2014 16:20:48 | 01-03-2014 | INTEREST | | 3.40 | | | 20,964.22 | | |
| Total | | | | | 3.40 | | | 133.00 | | |

d) Bank statement inquiry

Click 'Manage A/C' → 'Review Statement'

Manage A/C | Payment & Transfer | Cash Pool Management | Documentation and trade finance | Payroll Service | Fixed Deposit | Online Loan | ICBC Messaging | Customer Services | Cross-border/cross-group instruction

>> Manage A/C > Review statement

Review statement >> Help

Agreement No.: 0103
Starting Statement Month: 202004
Ending Statement Month: 202004
Inquiry Back

Statement Type: Integrated Customer Statement
Frequency: End of Month
Next Statement Date: 30-04-2020
Currency for conversion: SGD
Auto-renew? Yes

Agreement Status: Normal
Statement Cycle: 1 months
Statement Periods: 99966
Renewal Periods: 99999

Manage A/C | Payment & Transfer | Cash Pool Management | Documentation and trade finance | Payroll Service | Fixed Deposit | Online Loan | ICBC Messaging | Customer Services | Cross-border/cross-group instruction

>> Manage A/C > Review statement

Review statement >> Help

XU (0103) XU

List of Statement File

| Statement Date | Agreement No. | Statement Filename |
|----------------|---------------|--------------------|
| 20190531 | 0103 | 0103 .pdf |
| 20190630 | 0103 | 0103 .pdf |
| 20190731 | 0103 | 0103 .pdf |
| 20190831 | 0103 | 0103 .pdf |
| 20190930 | 0103 | 0103 .pdf |

Download Back

Note:

1. You can check your account only if the account has been connected to ICBC Singapore Branch E-banking.
2. You can select the range of date that you would like to view. The maximum period for the monthly bank statement is one year.
3. The bank statements can be printed out.
4. The bank statements support both Excel and PDF format.

V INTERNAL TRANSFER

Click 'Payment & Transfer' → 'Transfer' → 'Internal Transfer':

Manage A/C Payment & Transfer Cash Pool Management Documentation and trade finance Payroll Service Fixed Deposit Online Loan ICBC Messaging Customer Services Cross-border/cross-group instruction

>> Payment & Transfer > Transfer > Internal Transfer

Payment & Transfer

- Transfer
 - Internal Transfer
 - External Transfer
 - Check Instruction - Transfer
 - Approve Instruction - Transfer
 - Payee/Beneficiary Maintenance
 - Sign Schedule Transfer Agreement
 - Check/Cancel Agreement of Service for Transfer Agreement

Internal Transfer >> Help

From: XU
From Account: 0103
Currency: SGD Available Balance: 13,532,674.87
Transfer To: XU
To Account: 0103
Currency: SGD
Transfer Amount: SGD
Remark:
Submit Reset Print

Internal Transfer >> Help

Customer Name: X
From: 0103 payment ac
Currency: SGD
Debit Amount: SGD 100.00
Transfer To: X
To: 0103
Currency: USD
Credit Amount: USD 79.25 (For reference only)
Exchange Rate: 1 USD = 1.2619 SGD (for reference only, refer to actual processing rate)
Reference:
001944100.00
Please enter the following number on your token
The above picture includes 8 digits random number from payee account and Transfer Amount, please check it carefully.
Please press [OK] on the token and finish the transaction as quickly as you can before timeout.
Dynamic Password: *****
Enter Verification Code: unen uneh Refresh verification code
Confirm Cancel

Internal Transfer >> Help

Real-time instruction submitting succeeded!

Instruction No.: ACA18921
Time of Submission: 30-10-2013 09:53:33
Customer Name: X
From: 0103
Currency: SGD
Debit Amount: SGD 100.00
Transfer To: X
To: 0103
Currency: USD
Credit Amount: USD 79.25
Exchange Rate: 1 USD = 1.2619 SGD
Reference:
Transfer type: Real-time
Save Print Finish

Note:

1. The function applies to the funds transfer between internal registered accounts within the company;
2. The payer and payee must be in the same account opening region, such as Singapore accounts, or domestic accounts. China domestic accounts belongs to same region;
3. Internet banking supports payer and payee using different types of currencies;
4. Once submitting your order, you will see the referential exchange rate indicated in the activation code page;
5. It is real-time transfer without any charges;
6. The function needs to use token device;
7. The successful submitting page can be printed.

Internal Transfer

>> Help



Real-time instruction submitting succeeded!

Instruction No.: ACA18921

Time of Submission: 30-10-2013 09:53:33

Customer Name:

From: 0103 payment ac

Currency: SGD

Debit Amount: SGD 100.00

Transfer To:

To: 0103

Currency: USD

Credit Amount: USD 79.25

Exchange Rate: 1 USD = 1.2619 SGD

Reference:

Transfer type: Real-time

Save

Print

Finish

VI EXTERNAL TRANSFER

Click 'Payment & Transfer' → 'Transfer' → 'External Transfer':

Manage A/C **Payment & Transfer** Cash Pool Management Documentation and trade finance Payroll Service Fixed Deposit Online Loan ICBC Messaging Customer Services Cross-border/cross-group instruction

Payment & Transfer

- Transfer
 - Internal Transfer
 - External Transfer
- Check Instruction - Transfer
- Approve Instruction - Transfer
- Payee/Beneficiary Maintenance
- Sign Schedule Transfer Agreement
- Check/Cancel Agreement of Service for Transfer Agreement
- Check Instruction on schedule transfer
- Approve Instruction on schedule transfer

>> Payment & Transfer > Transfer > External Transfer

External Transfer >> Help

From: XU
From Account: 0103
Currency: SGD Usable Balance: 13,532,674.87

Name of Account to be credited: Please select the Beneficiary's Account from **My payee** or enter the beneficiary's Account:

Currency: USD ?

Transfer Amount: SGD

Remark:

Whether to send SMS reminder to beneficiary: ☐ Yes ☒ No

Submit **Reset**

External Transfer >> Help

Customer Name: X
From Account Name: 0103
Currency: SGD
Amount to be debited: SGD 20.00
Transfer To: Xi
To: 0103
Credit Currency: USD
Credit Amount: USD 15.85 (For Reference Only)
Reference Exchange Rate: 1 USD = 1.2619 SGD (For information only. The actual processing rate may vary.)
Reference:

Whether to send SMS reminder to beneficiary: No

Please enter the following numbers on your token: **00019620.00**

The above picture includes 6 digit random number from payee account and Transfer Amount, please check it carefully.
Please press [OK] on the token and finish the transaction as quickly as you can before timeout.

Dynamic Password: *****

Enter Verification Code: **uc86** **uc86** [Refresh verification code](#)

Confirm **Cancel**

External Transfer >> Help

 Real-time instruction submitting succeeded!

Instruction No.: ACB28947
Time of Submission: 30-10-2013 09:57:45
Customer Name: Xi
From Account Name: 0103
Currency: SGD
Amount to be debited: SGD 20.00
Transfer To: Xi
To: 0103
Credit Currency: USD
Credit Amount: USD 15.85
Reference Exchange Rate: 1 USD = 1.2619 SGD
Reference:

Save **Print** **Finish**

Note:

1. It applies to the Singapore ICBC local accounts transfer and supports payers and

payees using different type of currencies;

2. After submitting your order, you will see the referential exchange rate in the activation code page;

3. It is real-time transfer without any charge;

4. The information of payees can be saved for direct selection next time, to avoid manually keying in;

Manage A/C Receivable Agency distribution of wages **Payments** Fund pool Fixed Deposit Online Loan ICBC Messaging Customer Services Liquidity management Bills

External Transfer >> Help

Transfer

- Internal Transfer
- External Transfer
- Check Instruction - Transfer
- List of Payees
- Sign Schedule Transfer Agreement
- Check/Cancel Agreement of Service for Transfer Agreement
- Check Instruction on schedule transfer

Batch Transfer

Remit

来自网页的消息

Do you want to insert the beneficiary information into your Transfer Beneficiary List?

确定 取消

Beneficiary's Account from My payee, or enter the

Current currency: USD Please choose the currency.

Transfer Amount: USD 300.00

Reference:

Whether to send SMS reminder to beneficiary: ☐ yes ☒ no

Submit Reset

List of Payees >> Help

Directional account

Sorry, no record under the given conditions

List of Payees

| | A/C Name to be credited | A/C No. to be credited | Currency |
|----------------------------------|-------------------------|------------------------|----------|
| <input checked="" type="radio"/> | zhangsan | 0103 | USD |

[Page 1page of 1page]

Add Modify Delete Download Transfer

5. You can choose to send SMS message to inform the payees to check their accounts, the language of SMS message can be either English or Chinese, it depends on the version of the e-banking you login to. The SMS message service is free of charge;

Whether to send SMS reminder to beneficiary: ☒ yes ☐ no

| | Notice | Cell phone number | SMS content |
|--------------------|-------------------------------------|-------------------|--------------------------------------------------------------------------------------------------------------|
| Payment successful | <input checked="" type="checkbox"/> | 65 XXXXXXXX | The Bank has deducted the payment of USD from the account number ending with 3544 to that ending with [ICBC] |
| | <input type="checkbox"/> | | |
| | <input type="checkbox"/> | | |

Submit Reset

6. The successful submitting page can be printed out.

External Transfer

>> Help



Real-time instruction submitting succeeded!

Instruction No.: ACB28947

Time of Submission: 30-10-2013 09:57:45

Customer Name:

From Account Name: 0103 payment ac

Currency: SGD

Amount to be debited: SGD 20.00

Transfer To: X

To: 0103020

Credit Currency: USD

Credit Amount: USD 15.85

Reference Exchange Rate: 1 USD = 1.2619 SGD

Reference:

Save

Print

Finish

VII REMITTANCE

Click 'Payment & Transfer' - 'Remittance' - 'Create':

Manage A/C Payment & Transfer Cash Pool Management Documentation and trade finance Payroll Service Fixed Deposit Online Loan ICBC Messaging Customer Services Cross-border/cross-group instruction NEW

Payment & Transfer

- Transfer
- Transfer Batches
- Remittance
 - Create
 - Check
 - Approve Instruction - Remittance
 - Saved Record
 - Remittance receipt information inquiry
 - My reservation
- Batch remittance
- ICBC EXPRESS
- Local SGD G3 remittance

>> Payment & Transfer > Remittance > Create

Create >> Help

☒ I have read and agree with the Circular on Remittance

Step 1: Select Remittance A/C

Application date of remittance: 01-04-2020 You can Choose from "Sample" for remittance details

Account Name in English:

Payer Name:

Remittance A/C:

Currency: No matching currency! Usable Balance: 13,532,674.87

Sender's Tel:

Sender's Address: 1X8 JXLXN BXKXT MXR3

Please enter complete address information of remitter in English letters, in the sequence of house number, street and city. If you need to update the address information, please contact the customer service manager to supplement the address information synchronously.

Step 2: Fill in Beneficiary's Details

Beneficiary A/C No. is an ICBC A/C No. Y/N: ☐ Yes ☐ No

Whether the payer and payee are the same unit: ☐ Yes ☐ No

Beneficiary's A/C Name:

Beneficiary's A/C No.:

Currency: USD

Beneficiary bank's Swiftcode/BIC:

Country/region of beneficiary bank: Please select

City of the beneficiary bank: Please select

☒ Please select a beneficiary bank in the list ☐ Others

Beneficiary bank: Please select

Beneficiary Bank Code:

Address of receiving bank:

Intermediary bank's SWIFT CODE:

Beneficiary country/location:

Contact Number:

Address of Beneficiary:

Please enter complete address information of beneficiary in English letters, in the sequence of house number, street and city. P.O Box cannot be provided.

Reference:

Step 3: Fill in Amount Details

Remittance Amount: USD

Beneficiary country/location:

Contact Number:

Address of Beneficiary:

Please enter complete address information of beneficiary in English letters, in the sequence of house number, street and city. P.O Box cannot be provided.

Reference:

Step 3: Fill in Amount Details

Remittance Amount: USD

Banking charges paid by: Paid by payer and payee

Remittance Purpose: Cross-border goods trade

For RMB remittance to China Mainland (Except HongKong, Macau and Taiwan), please select a remittance purpose from the drop-down arrow, manual filling in this column will result in your payment request being rejected.

Company Name:

Fee Charge Account: 0103

Currency: SGD

Remittance type: ☒ Real-time ☐ One off Payment ☐ Periodic Payment

Accept notice service for the arrival of fund at beneficiary bank: ☐ Yes ☐ No

In order to comply with relevant policies, please provide both the country information and full address of the payee when applying for online remittance via our internet banking with effect from 2019/01/02. Otherwise the remittance may be affected.

Submit Save Template Save and Submit Cancel

Payment & Transfer >> Payment & Transfer > Remittance > Create

Entry Date: 18-06-2014
Account Name in English:
Your Name:
Remittance A/C: 0103
Currency: USD
Remitter's Tel: 123123123
Sender's Address: ICBC SINGAPORE

Transfers within ICBC: yes
Beneficiary's Name: xxxxxxxx
To: 1:
Currency: USD
Country/region of beneficiary bank: HONG KONG (HK)
City of the beneficiary bank: HONG KONG
Beneficiary bank: ICBKHKHHXXX INDUSTRIAL AND COMMERCIAL BANK OF CHINA, HONG KONG BRANCH Hong Kong
Branch HONG KONG
Beneficiary Bank Code: ICBKHKHHXXX
Address of receiving bank: Hong Kong Branch
HONG KONG
Contact Number: 123123123123

Remittance Amount: USD 10.00
Remittance Purpose: testtest
Company Name: INDUSTRIAL AND COMMERCIAL BANK OF CHINA LIMITED(Singapore)
Fee Charge Account 0103
Currency: USD
Banking Charges: USD 0.00
Telex Fee: USD 0.00
Fee for Reference: USD 0.00

Please enter the following numbers on your Token: 23121210-00
The above token includes 6 digits random number from payee account and Remittance Amount, please check it carefully.
Please press [OK] on the token and finish the transaction as quickly as you can before timeout.

Dynamic Password: *****
Enter Verification Code: hvbu h v b u Refresh verification code

Confirm Cancel

Note:

1. When you choose 'Registered Account', there will be a pop-up to remind you that the internal registered account transfer can not be done by this function;

Submit Instruction - Remittance >> Help

☒ I have read and agree with the [Circular on Remittance](#)

Remitter Name:

Applicant's Account Number: 0103

Remitting Currency: SGD Usable Balance

Beneficiary account type: ☒ Registered Account

Beneficiary's Name: X

To: 0

Receiving Currency: SGD

Industrial and Commercial Bank of China or not: ☐ Yes ☒ No

Cross-border or not: ☐ Yes ☒ No

Next Reset

来自网页的消息
Please access "Payments-Transfer-Internal Transfer" to conduct transfer. The transfer is free of charges.
确定

- The function supports different currencies of the payers' and payees' accounts;
- You can choose Save and Submit when you submit the instruction or add new sample to avoid keying in the same information again.
- The input of the payee's name, account and currency in the first page will be saved; The input box with symbol ' * ' must be filled in;
- After keying in the country and city information of beneficiary's bank, you can use SWIFT CODE or name of the bank to choose the correct bank in the drop-down box, where no manual keyin is required;

Country/region of beneficiary bank: SINGAPORE (SG) *

City of the beneficiary bank: SINGAPORE *

☒ Please select a beneficiary bank in the list ☐ Others

Beneficiary bank: dbs *

Beneficiary Bank Code: DBSESGSGXXX DBS VICKERS SECURITIES (SINGAPORE) PTE LTD SINGAPORE
DBSSSGSGXXX DBS BANK LTD. (INVESTMENT BANKING DEPARTMENT) SINGAPORE
DBSSSGSGXXX DBS BANK LTD. (LIQUIDITY MANAGEMENT SYSTEM) SINGAPORE
DBSSSGSGXXX DBS BANK LTD. (PCG-PRIVATE BANKING DEPARTMENT) SINGAPORE
DBSSSGSGXXX DBS BANK LTD. SINGAPORE
KODBSGSGXXX KOREA DEVELOPMENT BANK, THE (SINGAPORE BRANCH) SINGAPORE

Address of receiving bank:

6. Internet banking supports SWIFT GPI to trace remittance progress and fund status:

Click 'Payment & Transfer' - 'Remittance' - 'Check' - 'Inquiry'

Manage A/C Payment & Transfer Cash Pool Management Documentation and trade finance Payroll Service Fixed Deposit Online Loan ICBC Messaging Customer Services Cross-border/cross-group instruction

>> Payment & Transfer > Remittance > Check

Check

Remitting unit:


Remittance type: Real-time

Status: ☒ Remittance successful ☒ Remittance failed ☐ Pending for processing

Date: 01-03-2019 - 01-03-2020

Inquiry

| Instruction No. | ID of Submit Person | Submit Date | Remittance A/C | Currency | Debit Amount | Receiving A/C | Receiving Currency | Remittance Amount | Instruction Status | Remittance progress |
|---------------------------|---------------------|---------------------|----------------|----------|--------------|---------------|--------------------|-------------------|------------------------|-------------------------|
| ACC589594 | GEVIN c.0103 | 25-02-2020 10:20:32 | 0103 | SGD | | 0103 | USD | USD 100.00 | Wait for authorization | |
| ACC589596 | GEVIN c.0103 | 25-02-2020 16:57:47 | 0103 | SGD | SGD 119.65 | 0103 | USD | USD 88.00 | Remittance successful | Inquiry |



Instruction has been accepted and is being processed by ICBC Already sent by ICBC Money has arrived in beneficiary bank

Declaration: Remittance progress is subject to feedback of other banks, for reference only.

| | | | | | | | | | | |
|---------------------------|--------------|------------------------|------|-----|------------|-------|-----|-----------|-----------------------|-------------------------|
| ACC589596 | GEVIN c.0103 | 25-02-2020 16:57:47 | 0103 | SGD | SGD 119.65 | 0103C | USD | USD 88.00 | Remittance successful | Inquiry |
|---------------------------|--------------|------------------------|------|-----|------------|-------|-----|-----------|-----------------------|-------------------------|

VIII Batch Remittance

Click ‘Payment & Transfer’ → ‘Batch remittance’ → ‘Create batch SWIFT/Local SGD/ICBC EXPRESS’:

Manage A/C Payment & Transfer Cash Pool Management Documentation and trade finance Payroll Service Fixed Deposit Online Loan ICBC Messaging Customer Services Cross-border/cross-group instruction NEW

Payment & Transfer

- Transfer
- Transfer Batches
- Remittance
- Batch remittance
 - Create batch SWIFT remittance
 - Approve batch SWIFT remittance
 - Check batch SWIFT remittance
 - Create batch Local SGD remittance
 - Approve batch Local SGD remittance
 - Check batch Local SGD remittance
 - Create batch ICBC EXPRESS remittance
 - Approve batch ICBC EXPRESS remittance
 - Check batch ICBC EXPRESS remittance
- ICBC EXPRESS
- Local SGD G3 remittance

>>Payment > Batch remittance > Create batch SWIFT remittance

Create batch SWIFT remittance

Upload files: Choose File No file chosen

Payment account bookkeeping method: ☒ Cross-border Transfer [Download Template](#)

Tip: In order to meet the relevant policy requirements, remittance agent to mainland China need to fill in the full address of the payee, otherwise the relevant remittance may be affected. The handling fee that the party is required to bear will be deducted from the payment account by default.

Submit Reset

Note:

1. You can choose different batch-remittance types as per you required and download the corresponding templates.
2. Fill in all the required information correctly and save the copy.
3. Choose the excel file and upload it accordingly.

IX ICBC EXPRESS

Click 'Payment & Transfer' → 'ICBC Express' → 'Create':

Manage A/C Payment & Transfer Cash Pool Management Documentation and trade finance Payroll Service Fixed Deposit Online Loan ICBC Messaging Customer Services Cross-border/cross-group instruction NEW

Payment & Transfer

- Transfer
- Transfer Batches
- Remittance
- Batch remittance
- ICBC EXPRESS
 - Create
 - Check
 - Approve Instruction - Remittance
 - Saved Record
- Local SGD G3 remittance

Create >> Help

☒ I have read and agree with the [Circular on Remittance](#)

Step 1: Select Remittance A/C

Remittance Date: 01-04-2020 You can Choose from "Sample" for remittance details

Payer Name in English: X (N)*

Payer Name: XI

Remittance A/C: 0103

Currency: SGD Usable Balance: 13,532,674.87

Sender's Tel: 62534023

Sender's Address: 1X8 JXLXN BXKXT MXRX*

Please enter complete address information of number, in the sequence of house number, street and city. If you need to update the address information, please contact the customer service manager to supplement the address information synchronously.

Step 2: Fill in Beneficiary's Details

Country/region of payee's account opening bank: United Arab Emirates *

Bank Name: Industrial and Commercial Bank Of China Abu Dhabi Branch *

Payee Name: *

Beneficiary's A/C No.: *

Currency: USD [Instructions for selecting collection currency](#)

Beneficiary country/location: *

Address of Beneficiary: *

Please enter complete address information of beneficiary, in the sequence of house number, street and city. P.O Box is not supported.

Reference: *

Manage A/C Payment & Transfer Cash Pool Management Documentation and trade finance Payroll Service Fixed Deposit Online Loan ICBC Messaging Customer Services Cross-border/cross-group instruction NEW

Payment & Transfer

- Transfer
- Transfer Batches
- Remittance
- Batch remittance
- ICBC EXPRESS
 - Create
 - Check
 - Approve Instruction - Remittance
 - Saved Record
- Local SGD G3 remittance

Step 3: Fill in Amount Details

Country/region of payee's account opening bank: United Arab Emirates *

Bank Name: I *

Payee Name: *

Beneficiary's A/C No.: *

Currency: USD [Instructions for selecting collection currency](#)

Beneficiary country/location: *

Address of Beneficiary: *

Please enter complete address information of beneficiary, in the sequence of house number, street and city. P.O Box is not supported.

Reference: *

Remittance Amount: USD *

Banking charges paid by: Paid by payer and payee *

Amount of banking charges: *

Name of payment account for remittance fees: X *

Fee Charge Account: 0103

Currency: SGD

Remittance Purpose: SCHOOL FEE *

Accept notice service for the arrival of fund at beneficiary bank Y/N: ☐ Yes ☐ No

In order to comply with relevant policies, please provide both the country information and full address of the payee when applying for online remittance via our internet banking with effect from 2019/01/02. Otherwise the remittance may be affected.

Submit Save Template Save and Submit Cancel

Manage A/C Payment & Transfer Cash Pool Management Documentation and trade finance Payroll Service Fixed Deposit Online Loan ICBC Messaging Customer Services Cross-border/cross-group instruction

Payment & Transfer

- Transfer
- Transfer Batches
- Remittance
- Batch remittance
- ICBC EXPRESS
 - Create
 - Check
 - Approve Instruction - Remittance
 - Saved Record
- Local SGD G3 remittance

Address of Beneficiary: *

Reference: qweqwe

Transaction background: Charity donation

Debit Amount: SGD 19.92 (For reference only)

Remittance Amount: CNY 99.00

Exchange Rate: 1 SGD = 4.9693 CNY (For reference only)

Fee amount: SGD 10.00

Banking charges paid by: Paid by payer and payee

Amount of banking charges: SGD 4.00

Name of payment account for remittance fees: *

Fee Charge Account: *

Currency: SGD

Taxes: SGD 0.00 (For Reference Only)

Remittance Purpose: SCHOOL FEE

Accept notice service for the arrival of fund at beneficiary bank Y/N: Yes

Mobile phone number for notice: 6591234567

Email address for notice: BIANXING@BIAN XING

Please press [OK] on the token and finish the transaction as quickly as you can before timeout.

Dynamic Password: *

Enter Verification Code:

Confirm Cancel

Note:

- 1. It applies to the global remittance whose payer's and payee's accounts are ICBC accounts;**
- 2. The fund is debited into accounts real-time and the message is sent on real-time basis;**
- 3. The currencies of the payer's and payee's accounts can be either RMB or others;**
- 4. You can save the remittance information as samples to avoid manually keying in the same information next time.**

X Local SGD G3 Remittance

Click 'Payment & Transfer' → 'Local SGD G3 Remittance' → 'Paynow Transfer':

Manage A/C Payment & Transfer Cash Pool Management Documentation and trade finance Payroll Service Fixed Deposit Online Loan ICBC Messaging Customer Services Cross-border/cross-group instruction

>> Payment & Transfer > Local SGD G3 remittance > PayNow transfer

PayNow transfer >> Help

Collection information:
Collection method: ☒ Cell phone number ☐ NRIC/FIN ☐ UEN
Cell phone number: * Singapore,65

Transfer information:
Ordering Customer:
Payment Account:
Currency: SGD Usable Balance: 13,532,674.87

Amount Details:
Transfer amount: SGD
Transfer postscript: PayNow
Transfer purpose: Choose *
Choose *

Transfer

Click 'Payment & Transfer' → 'Local SGD G3 Remittance' → 'Submit remittance instruction':

Manage A/C Payment & Transfer Cash Pool Management Documentation and trade finance Payroll Service Fixed Deposit Online Loan ICBC Messaging Customer Services Cross-border/cross-group instruction

Step 1: Please select your transfer account
Date of transfer 01-04-2020 You can Choose from "Sample Select transfer information in "
application:
English
name of payer:
Ordering Customer:
Payment Account:
Currency: SGD Usable Balance: 13,532,674.87

Step 2: Fill in Beneficiary's Details
Payee's name:
A/C No:
Name of receiving bank: Choose * Beneficiary bank's SWIFT code

Step 3: Fill in Amount Details
Transfer amount: SGD
Transfer purpose: Choose *
remarks:
I want to conduct scheduled transfer ☐

Note:

1. You can choose Corporate Paynow to transfer funds by referring to the Payee's registered Phone number, NRIC or UEN Number.
2. While choosing Local SGD Transfer, you can choose either FAST or G3 path to finish the fund transfer.

For G3 transfer, money is generally credited on T+2 day. For FAST transfer, money is credited immediately. Please select a transfer method. If the button is dimmed, the beneficiary bank you selected does not support the transfer with this method.

FAST

G3

Reversed

XI PAYROLL SERVICE

You can use Internet banking to check the payroll order, order-submit, order-approve and payment account management. Payroll services include regular authority, separate authority and via RMB pre-settlement remittance.

A) Payroll Service With Regular Authority

Click 'Payroll Service' - 'Submit Instruction - Payroll'

Note:

1. Click 'Submit' to submit the instruction of payroll service with regular authority;
2. All the staffs' salary list and payment information should be submitted by the finance ID;
3. The payment account must be the same with the default setting in the agreement. If modification is needed, you can change it in the function 'Self-management on payment account' in the drop-down list below;
4. You can submit the instruction in advance and choose the date to execute it. If you choose T day, the instruction will be accepted on T day. The money will be debited on T day and arrived in payees' accounts on T+1 day. You can also check it in the internet banking on T+1 day.

If the Payee's account is other banks' account, then , T+3 days will be needed to reach Payee's account.

5. The staff salary list (Excel file) must be uploaded before submitting;
6. The currency, total amount must be the same with the staff salary list, otherwise it will be failed.
7. When authorizer would like to make a payment approval, click on the 'Review' to proceed.

B) Payroll Service with Separate Authority

Process flow example: HR submit salary details → HR authorize the salary details → Finance submit the payment details → Finance approve.

Click 'Payroll Service' - 'Submit Instruction - Payroll'

Manage A/C Receivable **Payroll Service** Payment & Transfer Cash Pool Management Fixed Deposit Online Loan ICBC Messaging Customer Services Liquidity management

Payroll Service

- Check Instruction - Payroll
- **Submit Instruction - Payroll**
- Self-management on payment account

>> Payroll Service > Submit Instruction - Payroll

Submit Instruction - Payroll >> Help

| Seq. | Product Name | Description | Action |
|------|-----------------------------------------|-------------|---------------------------------------------------------------------------------------------------|
| 1 | Payroll Service with Regular Authority | null. | Submit |
| 2 | Payroll Service with Separate Authority | null. | Submit Employee Account Information Submit Payment Instruction |

Click 'Submit the employee account information':

Manage A/C Receivable **Payroll Service** Payment & Transfer Cash Pool Management Fixed Deposit Online Loan ICBC Messaging Customer Services Liquidity management

Payroll Service

- Check Instruction - Payroll
- **Submit Instruction - Payroll**
- Self-management on payment account

>> Payroll Service > Submit Instruction - Payroll

Submit Instruction - Payroll >> Help

Submit the instruction of agency distribution of wages

Cut-off time of Payroll Service is 6:30. Please submit and authorize the transaction before the cut-off time. Otherwise , it will be processed in the next business day. Sorry for the inconvenience brought to you.

Upload files:* E:\新加坡交流\代发工资\8 浏览

Total Amount* SGD 90.00

Total Transaction:* 3

Name of the batch package:

Banking Charges: Contact by transaction

After submitting the instruction, please inquire the fee information under the inquiry instruction transaction

[Submit](#) [Back](#)

Submit the instruction of agency distribution of wages >> Help

Upload files: E:\新加坡交流代发工资8月权限分离.sal

Total Amount: SGD 90.00

Total Transaction: 3

Banking Charges: Collect by transaction


After submitting the instruction, please inquire the fee information under the inquiry instruction transaction

Please press [OK] on the token and finish the transaction as quickly as you can before timeout.

Dynamic Password: ****

Enter Verification Code: 83ea 83ea [Refresh verification code](#)

Submit the instruction of agency distribution of wages >> Help

 **The transaction is successful!**

Your batch instruction of ADK233 The payroll file has been submitted. Please use inquiry instruction to inquire the instruction status; in case of error after check, please re-submit the batch.

Click 'Submit payment instruction':

Manage A/C Receivable **Payroll Service** Payment & Transfer Cash Pool Management Fixed Deposit Online Loan ICBC Messaging Customer Services Liquidity management

>> Payroll Service > Submit Instruction - Payroll

Submit Instruction - Payroll >> Help

| Seq. | Product Name | Description | Action |
|------|-----------------------------------------|-------------|---------------------------------------------------------------------------------------------------|
| 1 | Payroll Service with Regular Authority | null. | Submit |
| 2 | Payroll Service with Separate Authority | null. | Submit Employee Account Information Submit Payment Instruction |

Note:

1. The staff salary detail list need to be submitted by the HR ID. The payment instruction should be submitted by the finance ID. The authority is separated to ensure that information is protected;
2. Before you submit the payment instruction, you should double check the instruction of staff salary list;
3. If you submit the instruction on T day. The money will be debited on T day and arrived in T+1 day. You can also check the status in the internet banking on T+1 day;
If the Payee's account is other banks' accounts, T+3 days will be needed.
4. Only the HR ID can query and check staff salary list after the instruction submitted; Finance ID shall only be able to click 'REVIEW' to proceed the payment.
5. The payment account can be modified through self-service function in the drop-down list.

C) RMB pre-settlement remittance

Click 'Payroll Service' - 'Submit Instruction - Payroll'

Manage A/C Payment & Transfer Cash Pool Management Documentation and trade finance **Payroll Service** Fixed Deposit Online Loan ICBC Messaging Customer Services Cross-border/cross-group instruction

>> Payroll Service > Submit Instruction - Payroll

Payroll Service

- Check Instruction - Payroll
- Approve the instruction
- **Submit Instruction - Payroll**
- Self-management on payment account

Submit Instruction - Payroll >> Help

The Bank's deadline of accepting wage distribution via advance exchange settlement whose payment date is the current day is 6:30 pm everyday. Please complete instruction submission and approval before the deadline. Otherwise, the current day payment instructions submitted to the Bank will be rejected. Thank you for your understanding.

Name of branch institution: *

Payer account number: *

Payment currency: *

Ordering Customer Address: *

Receiving Currency: CNY

Payment usage:

Upload files: *

Please click EXCEL file template [Here](#) Download

Total Amount: *

Total Transaction: *

Name of the batch package:

Banking Charges: Collect by transaction

After submitting the instruction, please inquire the fee information under the inquiry instruction transaction

In order to comply with relevant policies, please provide the country/region and complete address of beneficiary in the attachment uploaded when applying for payroll payment via our internet banking with effect from 2019/01/02, otherwise the payroll payment might be affected.

Note:

1. Click 'Submit' to submit the instruction of payroll service with regular authority;
 2. All the staff salary list and payment information should be submitted by the finance ID;
 3. The payment account must be the same with the default setting in the agreement. If modification is needed, you can change it in the function 'Self-management on payment account' in the internet banking;
 4. You can submit the instruction in advance and choose the date to execute it. If you choose T day, the instruction will be accepted on T day. The money will be debited on T day and arrived on T+1 day. You can also check it on the internet banking on T+1 day.
- If the Payee's account is other banks' account, then, T+3 days shall be needed to reach Payee's account.
5. The staff salary list (Excel file) must be uploaded before submitting;

XII ICBC MESSENGING

The function will notify you any change of your account balance and also update you about account status at all times.

A) Set receiving option

Manage A/C Receivable Payroll Service Payment & Transfer Cash Pool Management Fixed Deposit Online Loan **ICBC Messaging** Customer Services Liquidity management

>> ICBC Messaging > Set receiving option

Set receiving option >> Help

The following is the ID and contact information of all customers of the company, please select and maintain the contact method you want to use for ICBC to send SMS or e-mail:

| | | |
|--------------|----------------------------|------------------------------------------|
| Customer ID: | Contact No.: 65 - | Example: County code-mobile phone number |
| | Mailbox address: | Example: example@icbc.com.cn |
| Customer ID: | Contact No.: 65 - 90818323 | Example: County code-mobile phone number |
| | Mailbox address: | Example: example@icbc.com.cn |
| Customer ID: | Contact No.: 65 - 90263918 | Example: County code-mobile phone number |
| | Mailbox address: | Example: example@icbc.com.cn |
| Customer ID: | Contact No.: 65 - 90263918 | Example: County code-mobile phone number |
| | Mailbox address: | Example: example@icbc.com.cn |

Note: After this setting, you still need to modify the Messenger service already contracted.

Confirm Cancel

>> ICBC Messaging > Set receiving option

Set receiving option >> Help

The information of modification is as follows, please confirm:

| | | |
|--------------|--------------|------------------|
| Customer ID: | Contact No.: | Mailbox address: |
| Customer ID: | Contact No.: | Mailbox address: |
| Customer ID: | Contact No.: | Mailbox address: |
| Customer ID: | Contact No.: | Mailbox address: |

Please press [OK] on the token and finish the transaction as quickly as you can before timeout.

Dynamic Password: *****

Enter Verification Code: 4fyf  [Refresh verification code](#)

Confirm Cancel

Note:

1. You can update the Mobile phone number and email address for all your registered Token IDs under your company. Please update immediately if there is any change about the contact information.
2. Contact number must be a Singapore mobile phone number, and please key in the correct email address.
3. You need the token device to complete this section.

B) Subscribe ICBC Messaging

Customized functions for account changes acknowledgement and balance changes alert setting, including SMS messages and emails.

Manage A/C Receivable Payroll Service Payment & Transfer Cash Pool Management Fixed Deposit Online Loan **ICBC Messaging** Customer Services Liquidity management

> > ICBC Messaging > Subscribe ICBC Messaging

Subscribe ICBC Messaging >> Help

| Serial number | Product name | Business reminding type | Product description | Action |
|---------------|-------------------------------------------------------|-------------------------|---------------------|---------------------------|
| 1 | Account change reminder | | | Subscribe |
| 2 | Fixed-time balance reminder | | | Subscribe |
| 3 | Reminder for collection and distribution of cash pool | | | Subscribe |
| 4 | Business processing reminder | | | Subscribe |
| 5 | Regular expiry reminder | | | Subscribe |
| 6 | Transaction authorization reminder | | | Subscribe |

a. Account change reminder

Manage A/C Receivable Payroll Service Payment & Transfer Cash Pool Management Fixed Deposit Online Loan **ICBC Messaging** Customer Services Liquidity management

Subscribe ICBC Messaging >> Help

Type of messaging service: Alert on account changes

Company's name:

Subscribed A/C:

Custom currency: SGD

Withdrawal reminder amount: 1.00 The transaction with incurring amount above the amount will be subject to financial reminding

Reminding amount for account posting: 1.00 The transaction with incurring amount above the amount will be subject to financial reminding

Display transaction amount and account balance: ☒ Display ☐ Not displayed

Service period: 1 month

☒ Auto-renew: The system will automatically make extension for you upon the expiry of the services. Each extension period is one month, and fees will be deducted from the specified payment account

Receiving language: ☒ English

Receiving mode: ☐ SMS ☐ E-mail

Receiving number / email: [Set receiving option](#)

☐ Customer ID: Contact No. Mailbox address:

☒ Customer ID: Contact No.: Mailbox address:

☐ Customer ID: Contact No. Mailbox address:

☒ Customer ID: Contact No. Mailbox address:

Company's name:

Payment A/C No.:

Currency: SGD

Note:

1. The function supports different currencies or accounts with different reminder settings.
2. If the service period ends, Auto-renewal function can help you continue this reminder service.
3. This ICBC Messaging is free of charge, but the payment account information need to be provided for reference purpose.

b. Fixed-time balance reminder

Manage A/C Receivable Payroll Service Payment & Transfer Cash Pool Management Fixed Deposit Online Loan **ICBC Messaging** Customer Services Liquidity management

> > ICBC Messaging > Subscribe ICBC Messaging

Subscribe ICBC Messaging >> Help

Type of messaging service: Fixed-time balance reminder

Company's name:

Subscribed A/C:

Currency: SGD

Balance reminder type: ☒ Current Balance ☒ Available Balance

Sending period: ☒ Day ☐ Ten days ☐ Month

Service period: 6 months

☒ Auto-renew: The system will automatically make extension for you upon the expiry of the services. Each extension period is one month, and fees will be deducted from the specified payment account

Receiving language: ☒ English

Receiving mode: ☒ SMS ☐ E-mail

Receiving number / email: [Set receiving option](#)

☐ Customer ID: Contact No.: Mailbox address:

☒ Customer ID: Contact No.: Mailbox address:

☒ Customer ID: Contact No.: Mailbox address:

Company's name:

Payment A/C No.:

Currency: SGD

Confirm Cancel

Subscribe ICBC Messaging >> Help

Type of messaging service: Fixed-time balance reminder

Enterprise name:

Subscribed A/C:

Currency: SGD

Balance reminder type: Current Balance Available Balance

Sending period: Day

Service term: 6 months

Auto-renew: Yes

Receiving language: English

Receiving mode: SMS

Receiving number / email: Customer ID:

Customer ID:

Customer ID:

Enterprise name:

Payment A/C No.:

Currency: SGD

Please press [OK] on the token and finish the transaction as quickly as you can before timeout.

Dynamic Password:

Enter Verification Code: [Refresh verification code](#)

Confirm Cancel



Customizing Industrial and Commercial Bank of China Messenger succeeded

Transaction No.: ACK86
Submit On: 26-06-2014 15:54:10

Your information is as follows:

Type of messaging service: Fixed-time balance reminder

Enterprise name:

Subscribed A/C:

Currency: SGD

Balance reminder type: Current Balance Available Balance

Sending period: Day

Service term: months

Auto-renew: Yes

Receiving language: English

Receiving mode: SMS

Receiving number / email: Customer ID:

Customer ID:

Customer ID:

Enterprise name: INDUSTRIAL AND COMMERCIAL BANK OF CHINA LIMITED

Payment A/C No.:

Currency: SGD

Note:

1. The function supports different currencies or accounts with different reminder settings.
2. If the service period ends, auto-renew function can help you continue this reminder service.
3. This ICBC Messaging is free of charge, but the payment account information needs to be provided for reference purpose.

C) My ICBC Messaging

Manage A/C Receivable Payroll Service Payment & Transfer Cash Pool Management Fixed Deposit Online Loan **ICBC Messaging** Customer Services Liquidity management

>> ICBC Messaging > My ICBC Messaging

My ICBC Messaging >> Help

My Industrial and Commercial Bank of China Messenger List:

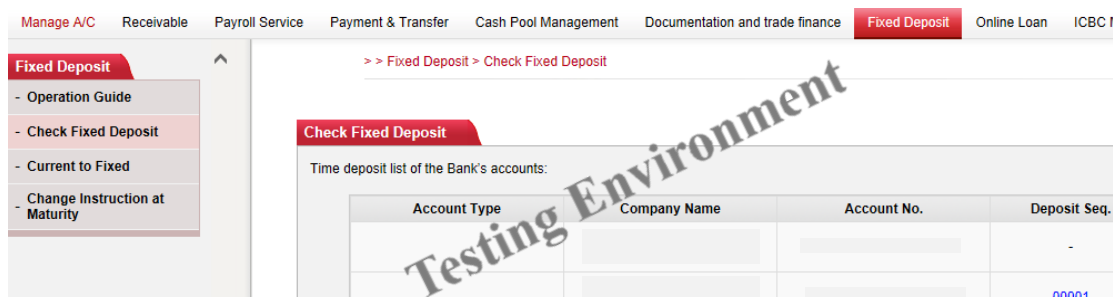
| serial number | Message type | Account No. | Receiving mode | Receiving language | Display balance/amount or not | Action |
|---------------|-----------------------------|-------------|----------------|--------------------|-------------------------------|-----------------------------------------------|
| 1 | Alert on account changes | | SMS E-mail | English | Display | Modify End |
| 2 | Fixed-time balance reminder | | SMS E-mail | English | - | Modify End |
| 3 | Fixed-time balance reminder | | SMS | English | - | Modify End |

Note:

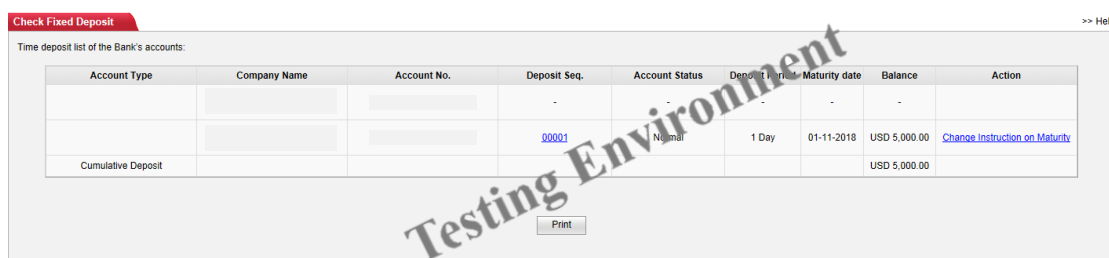
1. You can manage your subscribed ICBC Messaging Services, each setting is able to be modified under the Action column.
2. You can terminate the service by clicking the 'End' under the Action column.

XIII TERM DEPOSIT (FIXED DEPOSIT)

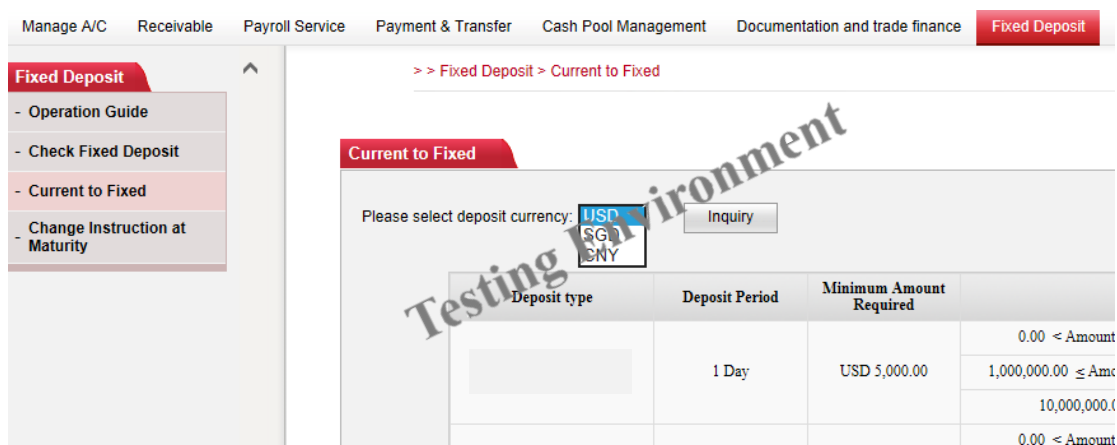
1. Login to the ICBC Corporate Banking, choose the menu “Fixed Deposit”



2. Check the details of All Fixed Deposit under menu “Check Fixed Deposit”



3. Click the menu “Current to Fixed” and choose the currency from USD, CNY or SGD



4. Choose the Deposit type and Deposit-in

| Deposit type | Deposit Period | Minimum Amount Required | Interest Rate(%) | | Privilege Description | Action |
|-------------------------------------------|----------------|-------------------------|---------------------------------------|---------|-----------------------|-----------------------------|
| OVERNIGHT USD TD CORP-RES | 1 Day | USD 5,000.00 | 0.00 < Amount < 1,000,000.00 | 0.0100% | | Deposit -in |
| | | | 1,000,000.00 ≤ Amount < 10,000,000.00 | 0.0100% | | |
| | | | 10,000,000.00 or above | 0.0100% | | |
| 7D USD TD CORP-RES | 7 Day | USD 5,000.00 | 0.00 < Amount < 1,000,000.00 | 0.2500% | | Deposit -in |
| | | | 1,000,000.00 ≤ Amount < 10,000,000.00 | 0.2500% | | |
| | | | 10,000,000.00 or above | 0.3000% | | |
| 14D USD TD CORP-RES | 14 Day | USD 5,000.00 | 0.00 < Amount < 1,000,000.00 | 0.3000% | | Deposit -in |
| | | | 1,000,000.00 ≤ Amount < 10,000,000.00 | 0.3000% | | |
| | | | 10,000,000.00 or above | 0.3500% | | |
| 1M USD TD CORP-RES | 1 months | USD 5,000.00 | 0.00 < Amount < 1,000,000.00 | 1.1000% | | Deposit -in |
| | | | 1,000,000.00 ≤ Amount < 10,000,000.00 | 1.1000% | | |
| | | | 10,000,000.00 or above | 1.1500% | | |
| 2M USD TD CORP-RES | 2 months | USD 5,000.00 | 0.00 < Amount < 1,000,000.00 | 1.3000% | | Deposit -in |
| | | | 1,000,000.00 ≤ Amount < 10,000,000.00 | 1.3000% | | |
| | | | 10,000,000.00 or above | 1.3500% | | |
| 3M USD TD CORP-RES | 3 months | USD 5,000.00 | 0.00 < Amount < 1,000,000.00 | 1.5000% | | Deposit -in |
| | | | 1,000,000.00 ≤ Amount < 10,000,000.00 | 1.5000% | | |
| | | | 10,000,000.00 or above | 1.5500% | | |
| 6M USD TD CORP-RES | 6 months | USD 5,000.00 | 0.00 < Amount < 1,000,000.00 | 1.6500% | | Deposit -in |
| | | | 1,000,000.00 ≤ Amount < 10,000,000.00 | 1.6500% | | |
| | | | 10,000,000.00 or above | 1.7000% | | |
| 7M USD TD CORP-RES | 9 months | USD 5,000.00 | 0.00 < Amount < 1,000,000.00 | 1.7500% | | Deposit -in |
| | | | 1,000,000.00 ≤ Amount < 10,000,000.00 | 1.7500% | | |
| | | | 10,000,000.00 or above | 1.8000% | | |
| 12M USD TD CORP-RES | 12 months | USD 5,000.00 | 0.00 < Amount < 1,000,000.00 | 1.8000% | | Deposit -in |
| | | | 1,000,000.00 ≤ Amount < 10,000,000.00 | 1.8000% | | |
| | | | 10,000,000.00 or above | 1.8500% | | |

*The above Interest rate is only for reference purpose and subject to change with prior notice on the ICBC Corporate Banking website.

5. Fill in the required information and submit the instruction

Current to Fixed >> Help

If the deposit is made before the day of a public holiday of Singapore, it will be automatically postponed to the next working day. In case of early withdrawal, the interest will be accrued for the actual days of deposit.

From:

From Account:

Debit Currency: Usable Balance: 8,286.84

Deposit account No.:

Currency Credited: USD

☒ Withdrawal: USD

☐ Deposit: USD

Deposit Type: OVERNIGHT USD TD CORP-RES

Reference Interest Rate:

| Amount Range | Interest Rate |
|------------------------------|---------------|
| 0.00 < Amount < 1,000,000.00 | 0.0100% |

Net interest for reference: USD 0.00

Option upon maturity: ☒ Transfer principal and interest to other account

Deposit account No.:

Currency:

Remark:

6. Confirm the information and enter the Dynamic Password generate by ICBC e-token

Current to Fixed >> Help

From:
From Account: 0103
Currency: USD
Deposit account No.: 0103
Currency Credited: USD
Deposit Type: OVERNIGHT USD TO CORP-RES
Deposit Period: 1 Days
Interest Rate:

| Amount Range | Interest Rate |
|------------------------------|---------------|
| 0.00 < Amount < 1,000,000.00 | 0.0100% |

Net interest for reference: USD 0.00
Deposit amount: USD 5,000.00
Option upon maturity: Transfer principal and interest to other account
Deposit A/C: 0103
Currency: USD
Remark:

Please press [OK] on the token and finish the transaction as quickly as you can before timeout.
Dynamic Password:

Confirm Cancel

7. Instruction submitted successfully and waits for authorization

Current to Fixed >> Help

Instruction submitted successfully, wait for authorization, reference number ACA100311

OK

8. Login to ICBC Internet Banking using Authorized ID, choose the menu
“Fixed Deposit-Approve regular instruction”

Manage A/C Receivable Payroll Service Payment & Transfer Cash Pool Management Documentation and trade finance Fixed Deposit Online Loan ICBC Messaging Customer Services Liquidity management Cross-border/cross-group instruction

Fixed Deposit

- Operation Guide
- Check Fixed Deposit
- Approve regular instruction

>> Fixed Deposit > Approve regular instruction

Approve regular instruction >> Help

From:

Instruction Type: Apply Term Deposit

☐ Starting and ending date: 30-9-2018 - 31-10-2018 Recently 5-day

Inquiry

9. Inquiry the submitted instruction by choosing the account and instruction type “Apply Term Deposit”

Approve regular instruction >> Help

From:

Instruction Type: Apply Term Deposit

☐ Starting and ending date: 27-10-2018 - 31-10-2018 Recently 5-day

Inquiry

| Transaction No. | ID of Submit Person | Submit On | Account to be debited | Debit Amount | Account to be credited | Credit Amount | Processing status |
|-----------------|---------------------|------------|-----------------------|--------------|------------------------|---------------|------------------------|
| ACA100311 | TEST1.c.0103 | 31-10-2018 | 0103 | USD 5,000.00 | 0103 | - | Wait for authorization |

10. Click the transaction No., Confirm the information and enter the Dynamic Password generate by ICBC e-token

Approve regular instruction >> Help

Transaction No.: ACA100311
Status: Wait for authorization
Instruction Type: Open time deposit at real time
Submitted By: (ID) TEST1.c.0103
Submit On: 31-10-2018 16:25:59

From: ...
From Account: 0103
Currency: USD
Deposit account No.: 0103
Currency Credited: USD
Deposit Type: OVERNIGHT USD TD CORP-RES
Deposit Period: 1 Days
Interest Rate: [Click to enquire](#)
Debit Amount: USD 5,000.00
Deposit amount: USD 5,000.00
Option upon maturity: Transfer principal and interest to other account
Deposit account No.: 0103
Currency: USD
Remark:
Operation type: Approved

Please press [OK] on the token and finish the transaction as quickly as you can before timeout.

Dynamic Password:

Confirm Cancel

11. Transaction successful.

Approve regular instruction >> Help

 Instruction has been approved.

Transaction No.: ACA100311
Status: Instruction succeeded
Instruction Type: Open time deposit at real time
Submitted By: (ID) TEST1.c.0103
Submit On: 31-10-2018 16:25:59
Authorizer ID and authorization time: TEST2.c.0103(31-10-2018 16:25:59)
Deposit Information:

From:
From Account: 0103
Currency: USD
Deposit account No.: 0103
Currency Credited: USD
Deposit Seq.: 00002
Deposit Type: OVERNIGHT USD TD CORP-RES
Deposit Period: 1 Days
Interest Rate: [Click to enquire](#)
Debit Amount: USD 5,000.00
Deposit amount: USD 5,000.00
Option upon maturity: Transfer principal and interest to other account
Deposit account No.: 0103
Currency: USD
Remark:
Operation type: Approved

Save Print Back

Note:

1. If you wish to withdraw in advance, please contact our ICBC product

manager.

XIV CASH POOL MANAGEMENT

Please contact our ICBC Product Manager for more information.