

The **China Connectivity Index** shows China deepening and diversifying links while decarbonising


Three dimensions, ten pillars

What does the Index measure?

TRADE	CAPITAL	PEOPLE
Commodity exports	Direct investment	Chinese workers in B&R
Non-commodity exports	Portfolio investment	B&R workers in China
Services trade	Official financing	Social interaction
Supply chain imports		

China's rapid decarbonisation

Changes in annual energy consumption, 2016



Millions of tonnes of 'standard coal equivalent'

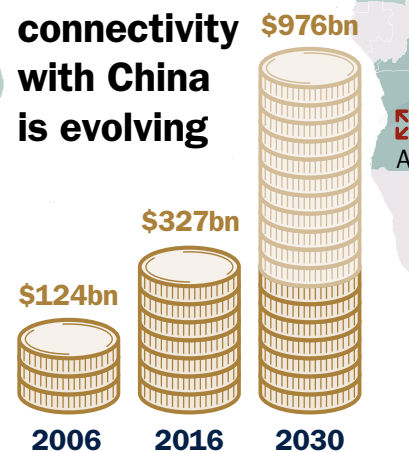
Top 10 CCI countries

(▼▲ = position change from last Index)

Total Index score



Africa's connectivity with China is evolving



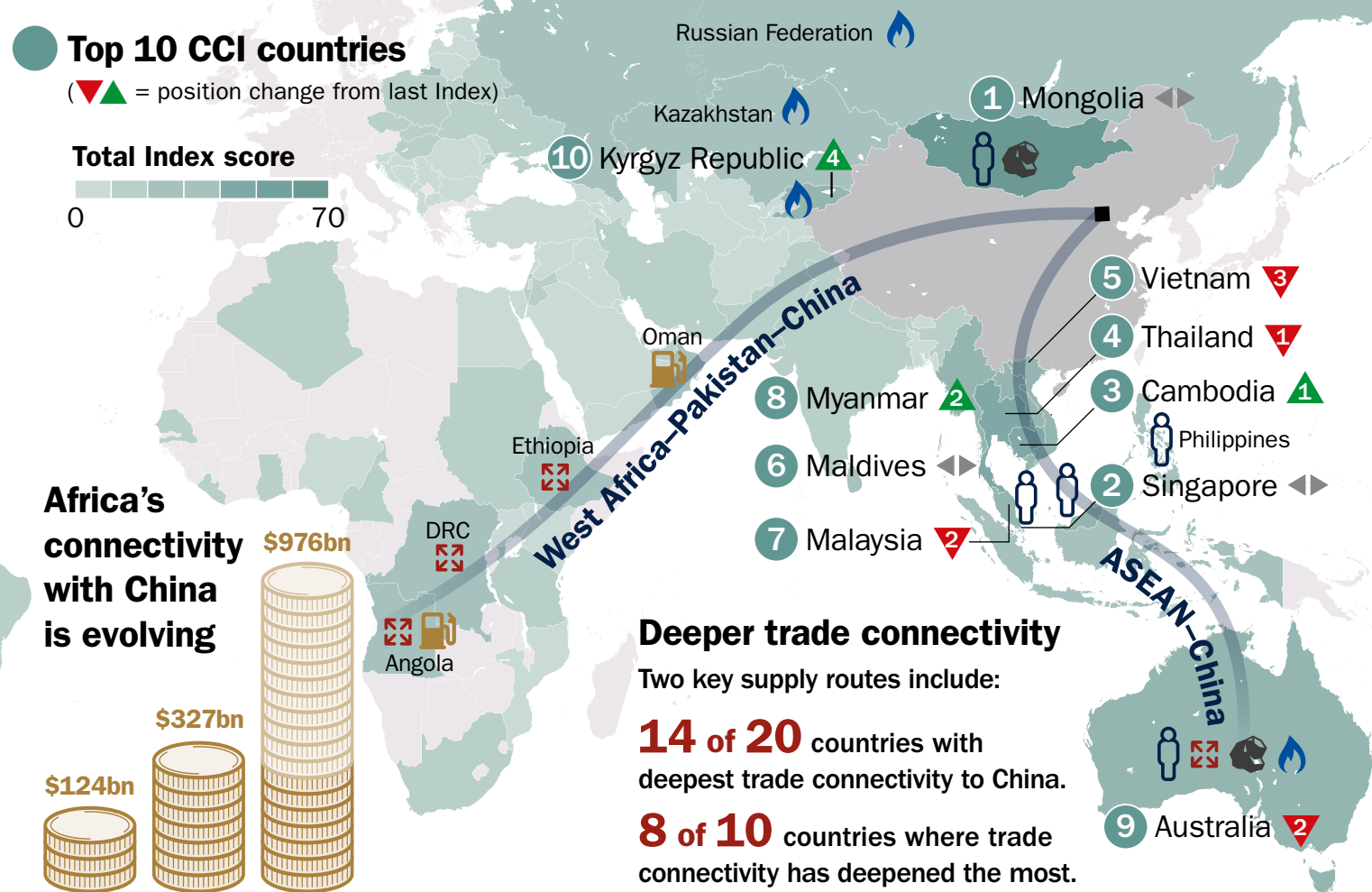
Total visible trade between China and Africa

Deeper trade connectivity

Two key supply routes include:

14 of 20 countries with deepest trade connectivity to China.

8 of 10 countries where trade connectivity has deepened the most.



Key fuel trade dependencies

Top-ranked countries for 'people connectivity'

Six of top 25 performers are from new CCI regions