

The contents of this document have not been reviewed by any regulatory authority in Hong Kong. You are advised to exercise caution in relation to this document. You may lose more than the invested amount. If you are in doubt, you should seek independent professional advice.

User Guide

FXPlus - FX and Precious Metal Trading

Internet FX and Precious Metal trading is increasingly popular in Hong Kong. ICBC (Asia) is proud to offer comprehensive Online FX Plus/Margin Trading to our customers, where customer can trade spot FX and Precious Metal. Customer can also use the system to place conditional order, price alert, and manage the account effectively. The Online Trading System can provide update market information and professional chart to assist all customers to capture more investment opportunities.

How to Make Trades

Customer is required to:

1. Open a FX Plus/margin FX & Precious Metal trading and activate the online trading services;
2. Log in our Internet banking system;
3. Click “FX+/Margin FX trading” in the column of “Investment”;
4. Set up your own preference, and then start to trade;
5. Deal confirmation will be shown after the transaction is done.



Transaction Amount

- Our Online Trading System has no minimum trading amount in spot trading. Customer can trade the amount from 1 to 2,000,000. System can offer request for quote if the amount is more than 2,000,000.
- For trading derivatives (FX forward, non-deliverable forward and option), customer is required to have substantial experience or attended education / training. The minimum trading amount is USD 200,000 or eqv.

Provided Currency Pairs

XAUUSD	EURUSD	EURGBP	EURAUD	EURNZD	EURCAD	EURCHF	EURJPY	EURHKD	EURCNH
XAUEUR		GBPUSD	GBPAUD	GBPNZD	GBPCAD	GBPCHF	GBPJPY	GBPHKD	GBPCNH
XAUGBP			AUDUSD	AUDNZD	AUDCAD	AUDCHF	AUDJPY	AUDHKD	AUDCNH
XAUAUD				NZDUSD	NZDCAD	NZDCHF	NZDJPY	NZDHKD	NZDCNH
XAUNZD					USDCAD	CADCHF	CADJPY	CADHKD	CADCNH
XAUCAD						USDCHF	CHFJPY	CHFHKD	CHFCNH
XAUCHF							USDJPY	USDHKD	USDCNH
XAUJPY									HKDCNH
XAUHKD									
XAUCNH									

- *All pink fields are traded through request for quote (RFQ). Trading amount is not less than USD200,000 or equivalent.

Interest Calculation

- The cut off time of interest calculation is New York close, and the interest charge will then be processed in next business day on daily basis;
- No interest charge for transaction with same valid day;
- Interest rate is derived by inter-bank market rate and would not notify customer, but the rate will be listed in daily statement; for instance:
- IF customer buys AUD for 500,000 at 0.9900, so the contract is “BUY AUD 500,000” and “SELL USD 495,000. Customer is entitled to receive AUD interest and required to pay USD interest simultaneously. Given AUD interest is 4.125% and USD interest is 0.675%, therefore customer is entitled to receive (AUD 500,000 X 4.125% / 360) AUD 57.29 from holding AUD, but is required to pay (USD 495,000 X 0.675% / 360) USD 9.28 every day.
- The interest received or charge will be settled in cash account;
- If customer cash account balance is negative, our bank will charge the account interest by USD prime rate + 3%¹

¹ Customer is required to keep check on the balance of FX & Precious Metal trading. We would not notify customer if the cash account balance is negative. Customer should be responsible for the interest charged in case of insufficient fund in the account

Fund Transfer

- Customer can transfer fund from/to settlement account to/from FX Plus account balance by either phone banking or Internet banking system.
- Phone banking hours is 9am to 5pm, Monday to Friday except banking holiday; Online transfer services is available on Monday 8am to Saturday 5 am (New York Summer)/ 6am (New York Winter), except specific holiday mentioned in factsheet. From 8pm to 5 am (New York Summer)/ 6am (New York Winter), you can only transfer from USD settlement account to cash margin account (Margin IN), cannot transfer from cash margin account to USD settlement account. The interest of deposit fund will be valued on next business day.

Deposit Requirement

Deposit requirement is the amount of collateral you need to deposit with ICBC (Asia) in order to keep your positions open. When you open a position for any kind of precious metal, you must deposit with ICBC (Asia) such amount of collateral at or above the Initial Deposit Level (currently set at 100% of the notional amount of all outstanding positions).

We will monitor all your outstanding positions from time to time on a mark-to-market basis. Once the amount of your collateral falls to or below the Maintenance Deposit Level (currently set at 10% of the notional amount of all outstanding positions), you are required to top up the collateral to the Initial Deposit Level.

If you fail to deposit any additional collateral and the amount of your collateral falls to or below the Close-out Deposit Level (currently set at 5% of the notional amount of all outstanding positions), we may close-out all your outstanding positions according to the market condition without prior notice to you².

Ratio of Initial Deposit Level, Maintenance Deposit Level and/or Close-out Deposit Level are subject to changes by ICBC (Asia) from time to time. We will notify customers of any ratio changes and the effective date of such change.

We have full discretion to amend the deposit requirement from time to time in light of market conditions and have absolute discretion to call for additional collateral at any time to improve our credit exposure in relation to the relevant trade.

Other Concerns

- You are advised to read and understand the applicable terms and conditions governing margin trading as set out in the Master Terms and Conditions – Investment Products.
- For more product information, please refer to the terms and condition of margin trading service and relevant factsheet.

You may also call our Enquiry Hotline for further information: 3510 8176

User Guide for Online Margin Trading System

- Online trading platform offers more than 30 currency pairs, including spot precious metal and CNH pairs.
- Favorable trading spread for spot deals.
- Offer FX forward and options trading.
- Free real-time charts with various analyses.
- Set, cancel and enquire the status of different orders.
- Enquire contracts, account status and historical transaction records.
- Set price alert to capture market movement.
- Trading time starts at 8am on Monday and ends at 5am (New York Close for summer time) or 6am (New York Close for winter time) on Saturday³

Product Coverage

- FX Spot
- Spot Precious Metal
- FX Forward (by RFQ)
- FX Options (by RFQ)

(1) Internet Banking System

Layout

- **Account Information and Margin Ratio** shows updated account information.
- **Tool Bar** allows you to set preferences for currency pairs, tolerance spread and price alerts, etc.
- **Rate Panel** shows updated market rates for chosen currency pairs.
- **Account Information** shows trading limit, margin ratio and free margin, etc.
- **Notification** shows notices for price alerts, order execution and other messages.
- **Transaction, Order and News Inquiry Section** allows you to enquire transactions, place/amend/cancel orders and lock/square positions.

² Please refer to "System Information" for further details, which is available upon request.

³ System will be suspended for 15-30 minutes after New York Close every day. During this period, no instant and order transactions will be accepted.

Margin Ratio & Account Information

Account No.	0036848	Equity	USD 65.00
Free Margin	USD 65.00	Cash Balance	USD 65.00
Available Limit	USD 0.00	Collateral	USD 0.00
Tolerance	3 pip(s)		

Margin Ratio 100.00%

Logout 登出

Spot Rates[>>] **Toolbar** Chart Account Summary RFQ Price Alert Preferences User Guide FAQ Show Quick Chart>>

Rate Panel

RFQ Order EUR/USD 20:36 HKT sell 1.02 057 [▲] buy 1.02 102 [▲] HIGH: 1.02681 LOW: 1.01667 EUR [] >> Reset	RFQ Order GBP/USD 20:36 HKT sell 1.20 970 [▲] buy 1.21 023 [▲] HIGH: 1.21475 LOW: 1.20510 GBP [] >> Reset	RFQ Order NZD/JPY 20:36 HKT sell 84.46 ⁸ buy 84.53 ⁹ HIGH: 86.151 LOW: 84.505 NZD [] >> Reset	RFQ Order NZD/USD 20:36 HKT sell 0.63 665 [▲] buy 0.63 714 [▲] HIGH: 0.64582 LOW: 0.63564 NZD [] >> Reset
RFQ Order USD/CHF 20:36 HKT sell 0.94 213 [▲] buy 0.94 263 [▲] HIGH: 0.94665 LOW: 0.94104 USD [] >> Reset	RFQ Order USD/CNH 20:36 HKT sell 6.78 300 [▲] buy 6.78 550 [▲] HIGH: 6.78910 LOW: 6.73653 USD [] >> Reset	RFQ Order USD/JPY 20:36 HKT sell 132.656 [▲] buy 132.707 [▲] HIGH: 133.569 LOW: 132.564 USD [] >> Reset	RFQ Order XAU/USD 20:36 HKT sell 1780.910 [▲] buy 1781.950 [▲] HIGH: 1801.470 LOW: 1773.060 XAU [] >> Reset

Account Information

Margin Ratio	100.00%
Used Margin	0.00
Free Margin	65.00
Trade Limit	0.00
Available Limit	0.00

Notification [Refresh]

Position & Orders Management

Ref	Trade Date	Contract	Contract CCY	Contract Amount	Orig Rate	Reval Rate	P/L (in USD)	Value Date	Close Out	Close-out Order	Lock Position	Lock-pos Order
Total 0.00												

Tool Bar

In tool bar, you can find the real-time chart and various functions to foster various kinds of transactions and enhance efficiency.

- [Chart] offers real-time chart with different analyses.
- [Account Summary] enquires existing positions and transaction records.
- [RFQ] handle spot deals for significant amount, FX forward and options.
- [Price Alert] set price alerts for various currency pairs and spot gold.
- [Preferences] set various contacts, deal done rate range, time for automatically log out and notification channels.
- [User Guide] on screen user guide
- [FAQ] provide suggested solutions for frequently asked questions.
- [Show Quick Chart] show quick chart next to rate panel.

Chart Account Summary RFQ Price Alert Preferences Demo FAQ Show Quick Chart>>

Rate Panel

RFQ Order AUD/USD 00:43 HKT sell 1.04 230 ⁰ buy 1.04 285 ⁵ HIGH: 1.05071 LOW: 1.03456 AUD [] >> Reset	RFQ Order EUR/USD 00:43 HKT sell 1.31 530 ⁰ buy 1.31 580 ⁰ HIGH: 1.98800 LOW: 1.30227 EUR [] >> Reset	RFQ Order GBP/USD 00:43 HKT sell 1.60 412 ² buy 1.60 465 ⁵ HIGH: 1.62068 LOW: 1.60293 GBP [] >> Reset
--	--	--

Account Information

Margin Ratio	10.40%
Used Margin	4,288,174.07
Free Margin	4,434,320.58
Trade Limit	200,000,000.00

Contracts Selection

- Please set the preferred currency pairs before trading. You can select 8 out of more than 30 contracts in rate panel at same time.
- In tool bar, just choose [Preferences] and then [Contract Selection]

Select Contract(s)

Please select contract(s) to be displayed.

Contract	Contract CCY
<input type="checkbox"/> AUDCAD	<input type="radio"/> AUD
<input type="checkbox"/> AUDCHF	<input type="radio"/> AUD
<input type="checkbox"/> AUDHKD	<input type="radio"/> AUD
<input checked="" type="checkbox"/> AUDJPY	<input checked="" type="radio"/> AUD
<input checked="" type="checkbox"/> AUDNZD	<input checked="" type="radio"/> AUD
<input checked="" type="checkbox"/> AUDUSD	<input checked="" type="radio"/> AUD
<input type="checkbox"/> CADCHF	<input type="radio"/> CAD

Cancel OK

Tolerance Spread Setting

Confirm Tolerance Level

Current tolerance level: 5pip(s)

Please enter your new tolerance level.

5 pip(s)

Cancel Confirm

RFQ Order **USD/JPY** 00:44 HIT

sell	buy
83.97 ⁰	84.02 ⁰
HIGH: 87.958	LOW: 84.000

USD 50,000 >> Reset

Contract Code	USDJPY
Current Rate	84.020
Tolerance	5 pip(s)
Deal Done Rate Range	83.970 - 84.070
Buy	USD 50,000.00
Sell	JPY 4,201,000.00

- We suggest setting the Tolerance Spread Setting before the start of the trading. Due to big market movement, there may be big deviation between execution rate and desired rate. You can set tolerance level to limit the difference between these two rates.
- In tool bar, just choose [Preferences] and [Tolerance Setting]

For example:

Current rate for buying USDJPY :84.02

Amount: USD 50,000

Tolerance level: 5 pips

Press [**Buy**] and notification will show

Deal Done Rate Range: 83.97-84.07

Successfully Transaction: Execution rate falls within deal done rate range.

Unsuccessfully Transaction: Execution rate falls outside deal done rate range.

Deal Input

- You should input the amount before trading.
- The trading amount for every transaction is 1 to 2,000,000. If the amount is above 2,000,000, the rate must be requested through [RFQ] or you call our trading hotline at (852)2528-6155.

Set Commonly Traded Amount

- Press [>>] and [Edit] to set 9 commonly traded amounts for quick transactions.

RFQ Order USD/JPY 00:53 HIT	預設合約金額設定															
<table border="1"> <tr> <td>sell</td> <td>buy</td> </tr> <tr> <td>83.97⁰</td> <td>84.02⁰</td> </tr> <tr> <td>HIGH: 87.958</td> <td>LOW: 84.000</td> </tr> </table> <p>USD 2,000,000 >> Reset</p>	sell	buy	83.97 ⁰	84.02 ⁰	HIGH: 87.958	LOW: 84.000	<p>請編輯預設合約金額。</p> <table border="1"> <tr> <td>100,000</td> <td>200,000</td> <td>300,000</td> </tr> <tr> <td>400,000</td> <td>500,000</td> <td>600,000</td> </tr> <tr> <td>700,000</td> <td>1,000,000</td> <td>2,000,000</td> </tr> </table> <p>取消 確定</p>	100,000	200,000	300,000	400,000	500,000	600,000	700,000	1,000,000	2,000,000
sell	buy															
83.97 ⁰	84.02 ⁰															
HIGH: 87.958	LOW: 84.000															
100,000	200,000	300,000														
400,000	500,000	600,000														
700,000	1,000,000	2,000,000														

Request for Quote (RFQ)

FX / Precious Metal Spot

When the trading amount is 2,000,000 or above, you can use **[RFQ]** located at tool bar or rate panel to request a price for single transaction. It can avoid the risk for frequent transactions under big movement of price.

- ① Choose **[Spot]**
 - ② Choose **[Buy]** or **[Sell]**
 - ③ Choose a suitable contract
 - ④ Input amount (2,000,000 or above)
 - ⑤ Spot rate: 1.04285
 - ⑥ Press **[Request]** for new position
 - ⑦ Press **[Close Position]** to square existing position
- After pressing **[Request]** or **[Close Position]**, you will receive a quotation, **1.04295**. Within countdown time, you can press **[Buy]** or **[Close Position]** to complete the transaction quickly and directly. (According to market situation, you normally have 15 seconds to decide. The right side of figure shows you still have 8 seconds to make decision.)

FX Forward

When the trading amount is 200,000 or above, you can use **[RFQ]** to request a FX forward rate.

- ① Choose **[FX Forward]**
- ② Choose **[Buy]** or **[Sell]**
- ③ Choose a suitable contract
- ④ Input amount (200,000 or above)
- ⑤ Input value day (within 2 years)
- ⑥ Press **[Request]** for new position
- ⑦ Press **[Close Position]** to square existing position

FX Option

Pricing for FX options can be requested by using [RFQ] and minimum trading amount is 200,000.

Example:

- ① Choose **[FX Options]**
- ② Choose **[Buy]** or **[Sell]**
- ③ Choose a suitable contract
- ④ Input amount (200,000 or above)
- ⑤ Input expiry day (within 2 years)
- ⑥ Choose **[call]** or **[Put]** for first leg currency
- ⑦ Choose style **[EURO]**, **[KI]** (knock-in) or **[KO]** (knock-out)
- ⑧ Choose market: only **[Tokyo]** in this stage
- ⑨ Press **[Request]** for new position
- ⑩ Press **[Close Position]** to square existing position

The screenshot shows the 'Request for Quote (RFQ)' form with the following fields and values:

- Product: FX Options
- Contract: AUDUSD
- Buy/Sell: Sell
- Style: EURO
- Call/Put (First CCY): Call
- Market: Tokyo
- Strike Rate: 1.10000
- Contract Amount: AUD 200,000
- Counter CCY Amount: USD 220,000.00
- Expiry Date: 2013/12/17 (YYYY/MM/DD)
- Premium Value Date: (YYYY/MM/DD)
- Delivery Date: (YYYY/MM/DD)
- Liquidation Ref: -
- Prem Amt (USD): (Empty field)

Buttons: Reset, Close Position, Request

Order Placement

You can place orders for 3 types of expiries to grasp every investment opportunity.

- Good till Cancel
- Good till End of Day
- Good till Weekend
- Amount: 1 – 2,000,000
- For placing material amount orders, please kindly call trading hotline at (852)2528-6155.
- Range of Orders: 15 – 200 pips away market rate.
- We can accept 5 kinds of conditional order

Limit Order

1. Choose a suitable contact
2. Choose **[Buy]** or **[Sell]**
3. Choose basis: **[Limit]**
4. Input rate
5. Input amount (2,000,000 or less)
6. Choose expiry
7. Spot rate is 0.9998 and the difference between order rate and spot rate is 52 pips.

The screenshot shows the 'Single Order Entry' form with the following fields and values:

- Type: Single Order
- Contract: USDCAD
- Buy/Sell: Sell
- Basis: Limit
- Rate: 1.00500 (with spot rate 0.99980 shown next to it)
- Amount: USD 200,000
- Expiry: Good till Cancel

Buttons: Cancel, Create

Stop Order

1. Choose a suitable contact
2. Choose **[Buy]** or **[Sell]**
3. Choose basis: **[Stop Loss]**
4. Input rate
5. Input amount (2,000,000 or less)
6. Choose expiry
7. Spot rate is 0.9998 and the difference between order rate and spot rate is 98 pips.

If Done Order

When **[Active Order]** is executed, **[Pending Order]** will become **[Active Order]**

Example 1

- Choose a suitable contract
- Input amount (2,000,000 or less)
- Choose expiry

Active Order:

- Limit the rate to buy
- 2,000,000 USDJPY at 83.50

Pending Order:

- When **[Active Order]** is executed,
- **[Pending Order]** will become
- **[Active Order]**. If it is executed,
- 2,000,000 USDJPY will be sold at 84.50 to square position at 83.50.

Example 2

- Choose a suitable contract
- Input amount (2,000,000 or less)
- Choose expiry

Active Order:

- Limit the rate to buy
- 2,000,000 USDJPY at 83.50

Pending Order:

- When **[Active Order]** is executed,
- **[Pending Order]** will become
- **[Active Order]**. If it is executed, 2,000,000 USDJPY will be sold at 83.00 (based on market situation) to square position at 83.50.

One-Cancel-Other (OCO) order

When one of orders is executed, the other order will be cancelled automatically.

1. Choose a suitable contract
2. Input amount (2,000,000 or less)
3. Choose expiry
4. Input details for Order 1, same side (**[Buy]** or **[Sell]**) as Order 2
5. Input details for Order 2, same side (**[Buy]** or **[Sell]**) as Order 1
6. When one order is executed, the other will be cancelled automatically

If Done OCO Order

You can place order to buy 200,000 USDJPY at 83.50. If this **[Active Order]** is executed, the OCO order will become effective. In this case, **[Pending Limit order]** at 84.50 and **[Pending Stop Loss Order]** at 83.00 (based on market situation) for selling USDJPY will become effective and position at 83.50 will be squared if either one of orders is executed. When one of orders at 84.50 or 83.00 is executed, the other will be cancelled.

If Done OCO Order Entry

Type: If Done One-Cancels-the-Other-Order (If Done OCO)
 Contract: USDJPY
 Amount: 200,000
 Expiry: Good till Cancel

Active Order
 Buy Rate 83.500 Basis Limit
 84.020

Pending Limit Order
 Sell Rate 84.500 82.980

Pending Stop Loss Order
 Sell Rate 83.000 82.980

Cancel Create

Order Inquiry

You can enquire, edit and cancel the outstanding orders in [Order Management] to capture every investment opportunity.

Position Management Order Management

Contract: All Status: Active - By Date Range Create Date: 2012-09-30 To: 2012-10-30 Search One-Cancels-the-Other-Order (OCO) Place Order

Ref	Type	B/S	Contract	Amount	Status	Basis	Order Rate	Market Rate	Diff	Create Date	Event Date	Expiry	Last Update Time	Close Deal Ref	Lock Deal Ref	
00008254	SO	Sell	GBPCNH	500,000.00	Active	Limit	10.06000	9.92085	0.13915	2012/10/29	2012/10/29	GTC	2012/11/23 00:18:53 HKT	00718713	--	Cancel / Edit
00008253	SO	Buy	CNHGBP	500,000.00	Active	Stop Loss	9.89000	9.92085	0.03085	2012/10/29	2012/10/29	GTC	2012/11/23 00:18:44 HKT	00718709	--	Cancel / Edit
00008252	SO	Sell	EURCNH	500,000.00	Active	Limit	8.22500	8.01510	0.20990	2012/10/29	2012/10/29	GTC	2012/11/23 00:18:11 HKT	00718705	--	Cancel / Edit
00008243	SO	Sell	GBPUSD	500,000.00	Active	Limit	1.63000	1.60345	0.02655	2012/10/29	2012/10/29	GTC	2012/11/23 00:14:05 HKT	00718661	--	Cancel / Edit

Open Positions

In [Open Positions], you can close out and lock position directly. In additions, you can also place lock-position orders and close-out orders for different strategies.

Position Management Order Management

Open Positions Deal Blotter Liq. Deal Blotter FX Options Open Positions FX Options Deal Blotter

Ref	Trade Date	Contract	Contract CCY	Contract Amount	Orig Rate	Rolledover Rate	Reval Rate	P&L (in USD)	Value Date	Close Out	Close-out Order	Lock Position	Lock Pos Order
0718435	2012/10/24	AUDUSD	AUD	-179,877.00	1.10000	1.10000	1.04285	10,279.97	2012/11/05	Close Out	New	Lock	New
0718436	2012/10/24	AUDUSD	AUD	-300,000.00	1.10000	1.10000	1.04285	17,145.00	2012/11/05	Close Out	New	Lock	New
0718842	2012/11/01	AUDUSD	AUD	180,000.00	1.04999	1.04999	1.04230	-1,384.20	2012/11/05	Close Out	New	Lock	New
0718866	2012/11/01	AUDUSD	AUD	100,000.00	1.04800	1.04800	1.04230	-570.00	2012/11/05	Close Out	New	Lock	New
0718868	2012/11/01	AUDUSD	AUD	100,000.00	1.04600	1.04600	1.04230	-370.00	2012/11/05	Close Out	New	Lock	New

In [FX Options Open Position], you can enquire existing options position to decide further steps in changing market.

Position Management Order Management

Open Positions Deal Blotter Liq. Deal Blotter FX Options Open Positions FX Options Deal Blotter

Ref	Trade Date	B/S	Opt Type	Contract	Base CCY	C/P	Base Amt	Counter CCY	C/P	Strike	KI Rate	KO Rate	Expiry	Prem Amt (USD)	Status	
00009980	2007/01/23	Buy	KI	AUDUSD	AUD	Call	1,000.00	USD	Put	0.99000	0.95000	--	2007/01/31	-34.00	Not Yet Knocked In	
00009990	2007/01/23	Sell	KI	AUDUSD	AUD	Call	10,000.00	USD	Put	0.69000	0.70000	--	2007/03/29	68.00	Not Yet Knocked In	
00009998	2007/01/23	Buy	EURO	AUDUSD	AUD	Call	1,000.00	USD	Put	0.90000	--	--	2007/07/27	-200.00	Outstanding	
00010000	2007/01/23	Buy	AMER	AUDUSD	AUD	Call	1,000.00	USD	Put	0.88000	--	--	2007/04/19	-100.00	Outstanding	
00010002	2007/01/23	Sell	AMER	AUDUSD	AUD	Call	1,000.00	USD	Put	0.88000	--	--	2007/04/19	68.00	Outstanding	
00010009	2007/01/23	Buy	KO	AUDUSD	AUD	Put	1,000.00	USD	Call	0.69000	--	0.68000	2007/05/25	-100.00	KO Price Reached	
Sub-Total															15,000.00	-298.00
00009970	2007/01/23	Buy	EURO	AUDEUR	AUD	Call	1,000.00	EUR	Put	0.11510	--	--	2007/01/25	-50.00	Outstanding	
Sub-Total															1,000.00	-50.00

Terms and Conditions Privacy Statement & Disclaimer Enquiry Hotline for Margin Services: (852) 3510 8176

Deal Blotter

In [Deal Blotter], you can enquire the spot transactions record to decide next investment decision.

Position Management Order Management

Open Positions Deal Blotter Liq. Deal Blotter FX Options Open Positions FX Options Deal Blotter

Contract: All Trade Date: 2006-12-23 To: 2007-01-23 Search

Ref	Contract	Type	Trade Date	Value Date	Rate	Buy CCY	Buy Amount	Sell CCY	Sell Amount	Closing Ref	Transaction Date/Time
00679668	AUDUSD	Buy	2007/01/23	2007/01/25	0.68265	AUD	200,000.00	USD	136,530.00	--	2007/01/23 15:25:54 HKT
00679666	AUDUSD	Buy	2007/01/23	2007/01/25	0.68265	AUD	200,000.00	USD	136,530.00	00679441	2007/01/23 15:25:08 HKT
00679664	AUDUSD	Buy	2007/01/23	2007/01/25	0.68225	AUD	100,000.00	USD	68,225.00	--	2007/01/23 15:24:27 HKT
00679662	CHFJPY	Buy	2007/01/23	2007/01/25	88.165	CHF	1,000.00	JPY	88,165.00	00679482	2007/01/23 10:48:15 HKT
00679660	USDJPY	Sell	2007/01/23	2007/01/25	118.535	JPY	11,853.50	USD	100.00	00679658	2007/01/23 11:29:44 HKT
00679658	USDJPY	Buy	2007/01/23	2007/01/25	118.705	USD	100.00	JPY	11,870.50	--	2007/01/23 11:29:30 HKT
00679656	CHFJPY	Buy	2007/01/23	2007/01/25	88.145	CHF	50,000.00	JPY	4,407,250.00	--	2007/01/23 11:29:05 HKT
00679652	GBPUSD	Buy	2007/01/23	2007/01/25	1.60480	GBP	1,000.00	USD	1,604.80	--	2007/01/23 16:38:14 HKT

Privacy Statement & Disclaimer Enquiry Hotline for Margin Services: (852) 3510 8176

In [Liq. Deal Blotter], you can enquire the records of liquidated deals to evaluate the performance for spot and forward.

Position Management Order Management

Open Positions Deal Blotter Liq. Deal Blotter FX Options Open Positions FX Options Deal Blotter

Contract: All Liq Date: 2006-12-23 To: 2007-01-25 Search

Ref	Contract	Contract CCY	Closed-out Amount	Liq Date	Liq Rate	Orig Ref	Orig Date	Orig Rollovered Rate	P&L (in USD)	Interest (Dr/Cr)	Total P&L	Value Date
00679666	AUDUSD	AUD	200,000.00	2007/01/23	0.68265	00679441	2007/01/23	0.68040	-450.00	0.00	-450.00	2007/01/25
00679662	CHFJPY	CHF	1,000.00	2007/01/23	88.165	00679482	2007/01/23	88.070	-0.80	0.00	-0.80	2007/01/25
00679660	USDJPY	USD	-100.00	2007/01/23	118.535	00679658	2007/01/23	118.705	-0.14	0.00	-0.14	2007/01/25
00679654	USDJPY	USD	-10.00	2007/01/23	118.600	00679475	2007/01/23	118.210	0.03	0.00	0.03	2007/01/25
00679658	USDJPY	USD	-10.00	2007/01/23	118.200	00679475	2007/01/23	118.210	0.00	0.00	0.00	2007/01/25
00679662	CHFJPY	CHF	1,000.00	2007/01/23	88.100	00679495	2007/01/23	88.010	-0.76	0.00	-0.76	2007/01/25
00679651	USDCAD	USD	500.00	2007/01/23	1.33680	00679496	2007/01/23	1.33680	0.00	0.00	0.00	2007/01/25
00679648	USDCAD	USD	-600.00	2007/01/23	1.33620	00679646	2007/01/23	1.33680	-0.18	0.00	-0.18	2007/01/25

Privacy Statement & Disclaimer Enquiry Hotline for Margin Services: (852) 3510 8176

In [FX Options Open Position], you can enquire existing options position to decide further steps in changing market.

Position Management Order Management

Open Positions Deal Blotter Liq. Deal Blotter FX Options Open Positions FX Options Deal Blotter

Ref	Trade Date	B/S	Opt Type	Contract	Base CCY	C/P	Base Amt	Counter CCY	C/P	Strike	KI Rate	KO Rate	Expiry	Prem Amt (USD)	Status	
00009980	2007/01/23	Buy	KI	AUDUSD	AUD	Call	1,000.00	USD	Put	0.99000	0.95000	--	2007/01/31	-34.00	Not Yet Knocked In	
00009990	2007/01/23	Sell	KI	AUDUSD	AUD	Call	10,000.00	USD	Put	0.69000	0.70000	--	2007/03/29	68.00	Not Yet Knocked In	
00009998	2007/01/23	Buy	EURO	AUDUSD	AUD	Call	1,000.00	USD	Put	0.90000	--	--	2007/07/27	-200.00	Outstanding	
00010000	2007/01/23	Buy	AMER	AUDUSD	AUD	Call	1,000.00	USD	Put	0.88000	--	--	2007/04/19	-100.00	Outstanding	
00010002	2007/01/23	Sell	AMER	AUDUSD	AUD	Call	1,000.00	USD	Put	0.88000	--	--	2007/04/19	68.00	Outstanding	
00010009	2007/01/23	Buy	KO	AUDUSD	AUD	Put	1,000.00	USD	Call	0.69000	--	0.68000	2007/05/25	-100.00	KO Price Reached	
Sub-Total															15,000.00	-298.00
00009970	2007/01/23	Buy	EURO	AUDEUR	AUD	Call	1,000.00	EUR	Put	0.11510	--	--	2007/01/25	-50.00	Outstanding	
Sub-Total															1,000.00	-50.00

Terms and Conditions Privacy Statement & Disclaimer Enquiry Hotline for Margin Services: (852) 3510 8176

Notification Setting

- Choose [Preferences] in tool bar and press [Notification Setting]
- Choose notification language
- Input mobile number (HK mobile number only) and email address

Edit Notification Settings

Notification Language:

Mobile Number:

Email Address:

Send SMS/email notification when the corresponding check box is selected.

Cancel

Update

Notification

After the setting, price and order execution alerts will be sent to above channels and will be shown in **[Notification]**. You are highly recommended to set up notification before you start trading.

Price Alert

You can set price alerts for different currency pairs to help you make instant decisions.

1. Choose **[Price Alert]** in tool bar and press **[Create]**
2. Input the details for particular currency pair
3. Press **[Create]** to confirm

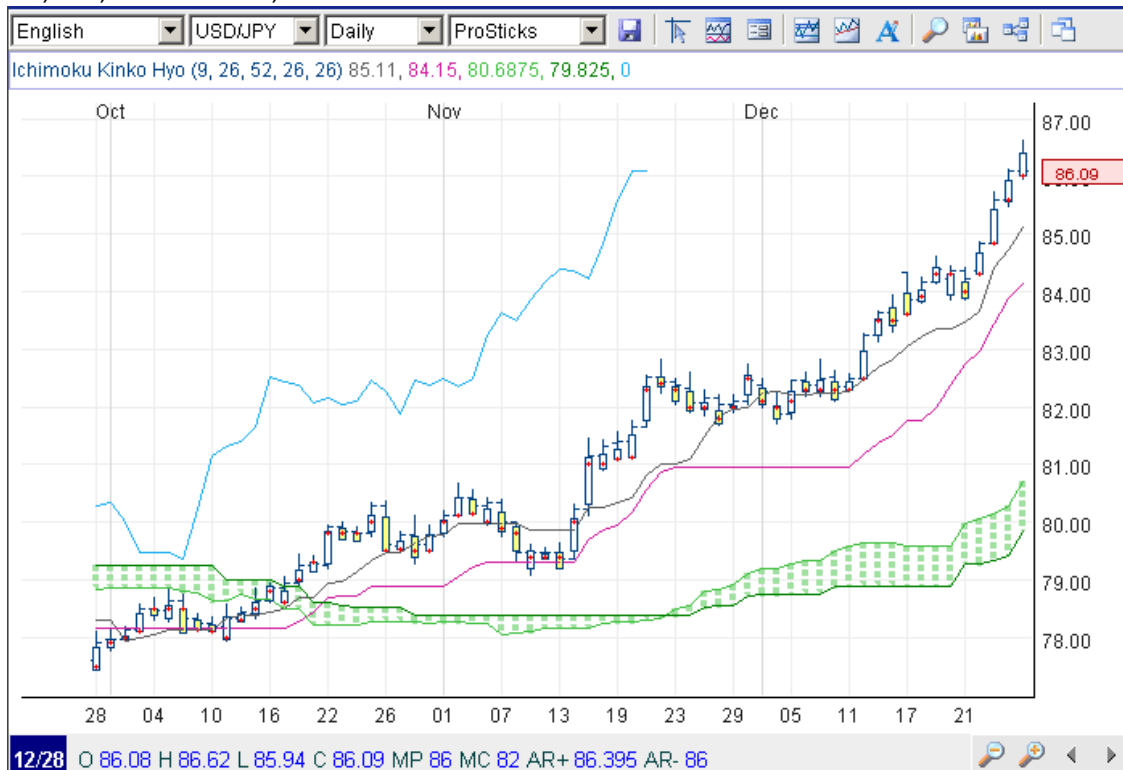
The screenshot shows two windows. The left window, titled "Price Alert", displays a table with columns: Ref, CCY Pair, Expiry, Bid/Ask, Operator, Target Rate, Create Date, and Alert Date. Below the table is a "Close" button and a "Create" button circled in red. The right window, titled "Price Alert Entry", contains the following fields:

- CCY Pair: AUD/USD
- Bid/Ask: Bid
- Operator: <=
- Target Rate: 1.03500 (with +/- buttons) and 1.04265
- Expiry: Good till End of Day
- Calendar icon (YYYY/MM/DD)

Buttons for "Cancel" and "Create" are located at the bottom of the right window.

Real Time Chart with Analysis

You can choose [Chart] in tool bar to enjoy charts for different currency pairs with various analyses. It includes ProSticks, Candle, bar, Line, Bar and Modal, Modal Line and Pro-Candle.



Show Quick Chart

To master the market movement instantly, you can press the titles of each currency pair to show the quick charts next to the rate panel.

The screenshot displays a trading interface with a top navigation bar containing 'Spot Rates[>-]', 'Chart', 'Account Summary', 'RFQ', 'Price Alert', 'Preferences', 'Demo', 'FAQ', and 'Show Account Info'. Below the navigation bar are six currency rate panels, each with a 'sell' and 'buy' button and a 'Reset' button. The panels are:

- AUD/CAD**: 1.03 43⁵ (sell) / 1.03 49⁰ (buy)
- AUD/USD**: 1.04 23⁰ (sell) / 1.04 28⁵ (buy)
- EUR/USD**: 1.31 53⁰ (sell) / 1.31 58⁰ (buy)
- GBP/USD**: 1.60 43⁴ (sell) / 1.60 48⁷ (buy)
- NZD/USD**: 0.83 43⁸ (sell) / 0.83 49⁵ (buy)
- USD/CAD**: 0.99 98⁰ (sell) / 1.00 04⁰ (buy)

 To the right of these panels is a 'JPY - Hourly Chart' showing a candlestick price movement over time, with a 'ProS' label in the top right corner.

(2) Mobile Trading System

Account Information

Tab "Account" button from the toolbar at the bottom.

Display below information:

- * Margin Ratio
- * Free Margin
- * Used Margin
- * Trade Limit
- * Available Limit

Scroll down to show below information:

- * Cash Balance
- * Interest (Dr/Cr)
- * Equity
- * Exposure
- * Initial/Call/Cut
- * Account No.
- * Mobile No.
- * Email Address
- * Notification Channel

The screenshot shows the 'Account Information' screen in a mobile application. It features a top navigation bar with 'Menu', 'Footer', and language options '繁體' and '简体'. Below the navigation bar are four tabs: 'Margin', 'Balance', 'Ratios', and 'Info'. The 'Info' tab is selected, displaying the following information:

- Initial / Call / Cut**: 5.00% / 3.00% / 1.00%
- Account No.**: 0002780
- Mobile Number**: 9262****
- Email Address**: kcgarden@gmail.com
- Notification Channel**: SMS

 At the bottom, there is a toolbar with icons for 'Account', 'Rates', 'Positions', 'Orders', and 'Notifications'.

This screenshot shows the 'Margin' and 'Balance' tabs of the mobile trading system. The 'Margin' tab is selected, displaying the following information:

- Margin Ratio**: 10.86%
- Used Margin**: 230,649.10
- Free Margin**: 270,280.01
- Trade Limit**: 10,000,000.00
- Available Limit**: 5,387,017.92
- Cash Balance**: 507,722.97
- Interest (Dr/Cr)**: -8.51
- Equity**: 500.929.11
- Exposure**: 4.612.982.08

 The bottom toolbar is identical to the previous screenshot, with icons for 'Account', 'Rates', 'Positions', 'Orders', and 'Notifications'.

Rates

Tab “Rates” button from the toolbar at the bottom.
 Scroll down to the bottom and tab “Contract Selection”
 to add or remove contract(s) on the rate list.

Tab on the currency pair to:

- Trade
- Show chart
- Place order

Menu		Footer		繁體		简体	
AUD/USD	0.74730	0.74776	H: 0.75042	L: 0.72287	Upd: 13:04		
EUR/USD	1.13325 ↓	1.13373 ↓	H: 1.14154	L: 1.11316	Upd: 13:04		
GBP/USD	1.46560	1.46612	H: 1.47185	L: 1.40129	Upd: 13:04		
USD/JPY	104.159 ↑	104.203 ↑	H: 109.061	L: 103.558	Upd: 13:04		
NZD/USD	0.71110 ↓	0.71162 ↓	H: 0.71471	L: 0.68252	Upd: 13:04		
USD/CAD	1.27833	1.27883	H: 1.30856	L: 1.26561	Upd: 13:04		
USD/CHF	0.96093 ↑	0.96143 ↑	H: 0.98736	L: 0.95721	Upd: 13:04		
AUD/JPY	77.844 ↑	77.908 ↑	H: 80.235	L: 75.605	Upd: 13:04		
EUR/JPY	118.061	118.112	H: 123.228	L: 114.588	Upd: 13:04		

Position Management

Tab “Positions” button from the toolbar at the bottom.

Same contract pairs are grouped together.

May unfold the folder to view different open positions.

Tab on the position to choose the following functions:

- # Close Out Position
- # New Close Out Order
- # Lock Position
- # New Lock Position Order

Menu		Footer		繁體		简体	
+	AUDUSD		Net 105,121.00				
+	EURUSD		Net 2,220,457.00				
+	GBPUSD		Net -10,060.00				
+	NZDUSD		Net -1.00				
-	USDJPY		Net -800,000.00				
Sub-Total P&L		USD -34,767.82 P/L					
Long 200K USDJPY @ 120.65				Loss			
Valued on 2016/08/03				USD -32,866.62			
Ref 00811941							
Short 1M USDJPY @ 103.991				Loss			
Valued on 2016/02/24				USD -1,901.20			
Ref 00815031							
+	USDNZD		Net 100,000.00				

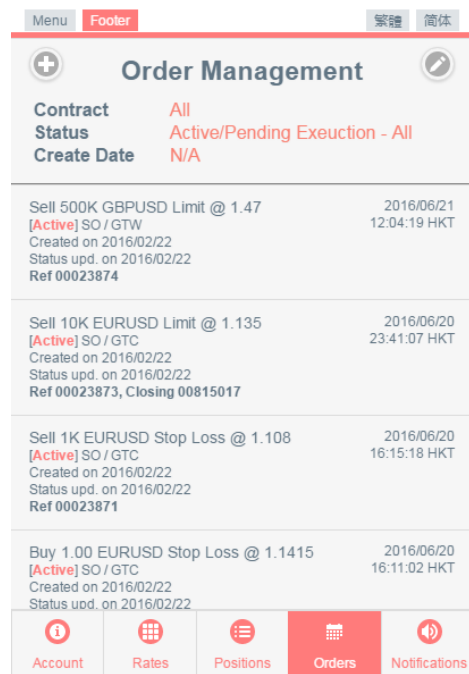
Order Management

Tab “Orders” button from the toolbar at the bottom.

Display all outstanding orders

Tab on each order to:

- Edit Order
- Cancel Order



Menu Footer 繁體 简体

Order Management

Contract All
Status Active/Pending Execution - All
Create Date N/A

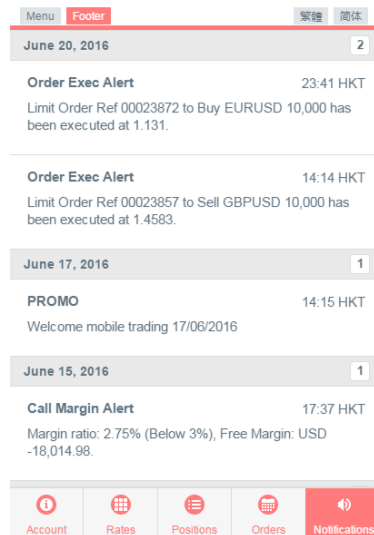
Sell 500K GBPUSD Limit @ 1.47 [Active] SO / GTW Created on 2016/02/22 Status upd. on 2016/02/22 Ref 00023874	2016/06/21 12:04:19 HKT
Sell 10K EURUSD Limit @ 1.135 [Active] SO / GTC Created on 2016/02/22 Status upd. on 2016/02/22 Ref 00023873, Closing 00815017	2016/06/20 23:41:07 HKT
Sell 1K EURUSD Stop Loss @ 1.108 [Active] SO / GTC Created on 2016/02/22 Status upd. on 2016/02/22 Ref 00023871	2016/06/20 16:15:18 HKT
Buy 1.00 EURUSD Stop Loss @ 1.1415 [Active] SO / GTC Created on 2016/02/22 Status upd. on 2016/02/22	2016/06/20 16:11:02 HKT

Account Rates Positions Orders Notifications

Notification

Tab “Notification” button from the toolbar at the bottom.

Display all types of notification alerts



Menu Footer 繁體 简体

June 20, 2016 2

Order Exec Alert 23:41 HKT
Limit Order Ref 00023872 to Buy EURUSD 10,000 has been executed at 1.131.

Order Exec Alert 14:14 HKT
Limit Order Ref 00023857 to Sell GBPUSD 10,000 has been executed at 1.4583.

June 17, 2016 1

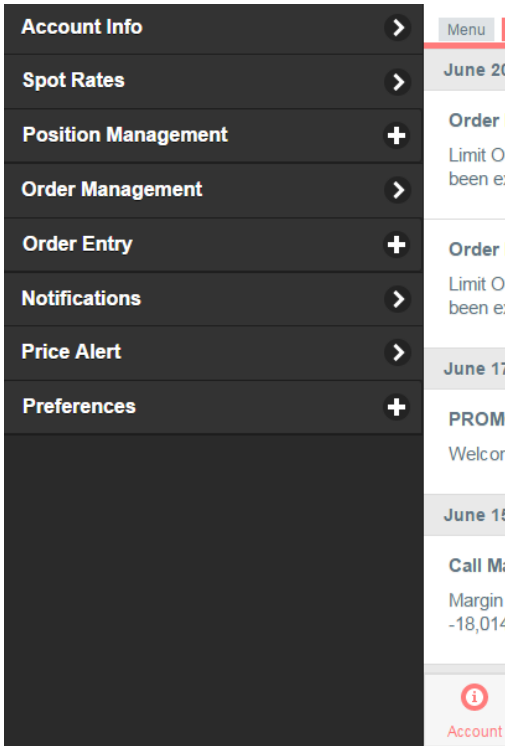
PROMO 14:15 HKT
Welcome mobile trading 17/06/2016

June 15, 2016 1

Call Margin Alert 17:37 HKT
Margin ratio: 2.75% (Below 3%), Free Margin: USD -18,014.98.

Account Rates Positions Orders Notifications

Menu List

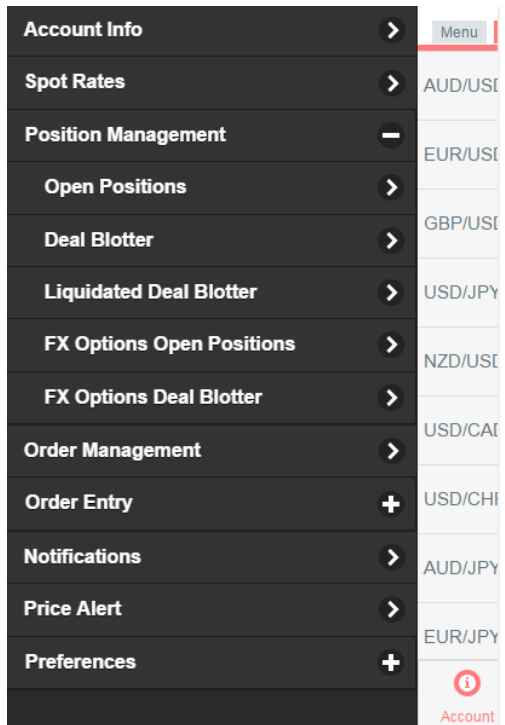


- Tab “Menu” button from the toolbar at the top.

Menu list will come out from the left:

- Account Info – same as “Account” at the bottom
- Spot Rates – same as “Rates” from at the bottom
- Position Management – to manage your position held
- Order Management - same as “Order” at the bottom
- Order Entry – create orders
- Notification - same as “Notification” at the bottom
- Price Alert – create alert for the preferred currency pair at assigned rate
- Preferences – Personal setting

Position Management



- Under the Manual, tab “Position Management” to unfold functions:
 - Open Positions
 - Deal Blotter
 - Liquidated Deal Blotter
 - FX Options Open Positions
 - FX Options Deal Blotter

Position Management (Deal Blotter)

Liquidated Deal Blotter

Contract All
Liq Date 2016/01/22 - 2016/02/24

Sell 100K USDNZD @ 0.6468 Profit
Liquidated on 2016/02/01 USD 1,085.80
Valued on 2016/02/03
Ref 00811939, Closing 00810905

Sell 100K USDNZD @ 0.6468 Profit
Liquidated on 2016/01/25 USD 1,085.80
Valued on 2016/01/27
Ref 00811234, Closing 00810905

Account Rates Positions Orders Notifications

- Tab “Menu” button from the toolbar at the top.
- Tab “Position Management” to unfold functions:
- Tab “Liquidated Deal Blotter”

Display all liquidated deal(s) within one month [default]

Press on the top right to edit deal search parameters

Tab on each liquidated deal to show more details

Order Entry

Liquidated Deal Blotter

FX Options Open Positions

FX Options Deal Blotter

Order Management

Order Entry

Single Order

OCO Order

If Done Order

If Done OCO Order

Notifications

Price Alert

Preferences

Menu
Ref 0002

Sell 10K [Active] Created Status up Ref 0002

Sell 1K [Active] Created Status up Ref 0002

Buy 1.0 [Active] Created Status up Ref 0002

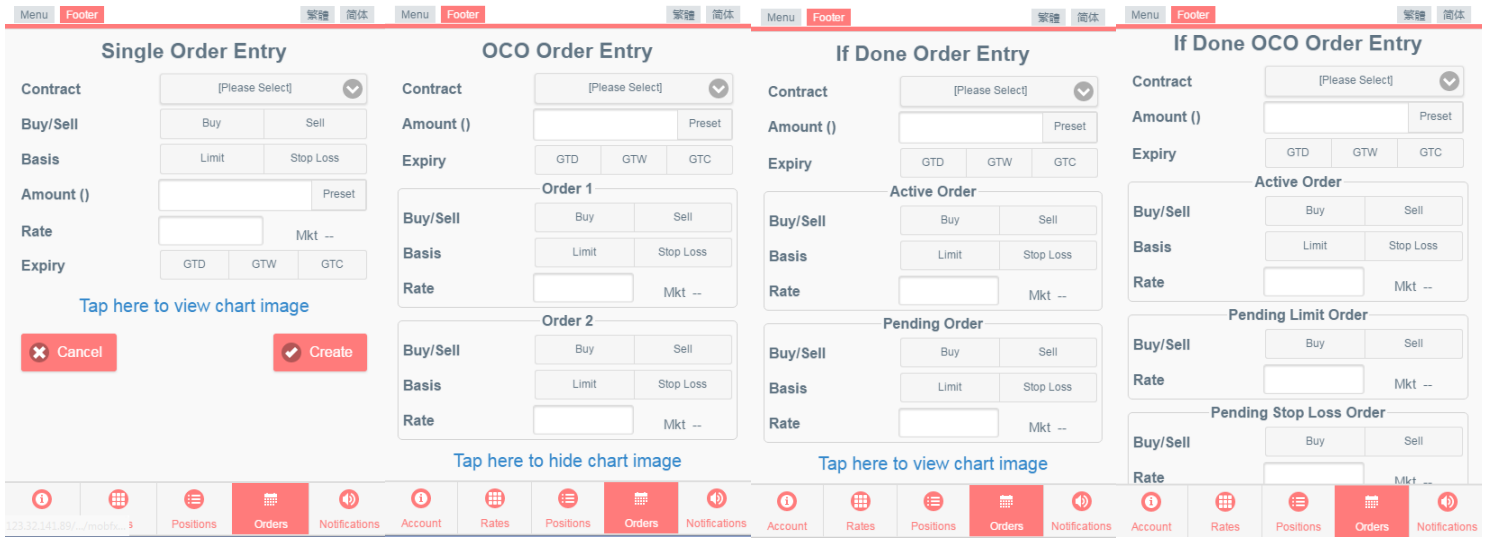
Buy 123 [Active] Created Status up Ref 0002

Buy 1K [Active] Created Status up

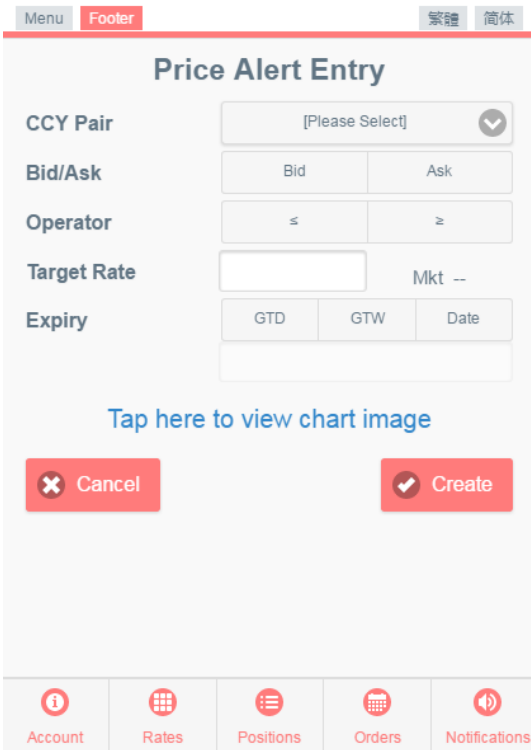
Account

- Tab “Menu” button from the toolbar at the top.
- Tab “Order Entry” to unfold functions:
 - Single Order
 - OCO Order
 - If Done Order
 - If Done OCO Order

Choose contract, buy or sell, insert “Amount” and “Rate(s)”, select expiry.
Press “Create” to create order



Price Alert Entry



- Tab “Menu” button from the toolbar at the top.
- Tab “Price Alert Entry”

Press to add price alert

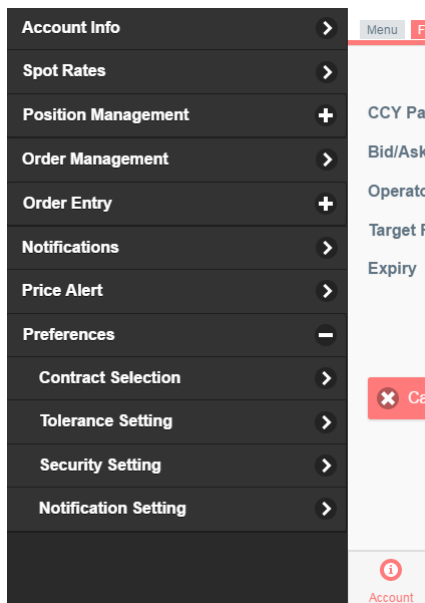
1. Choose currency pair
2. Set operator
3. Input rate
4. Set expiry
5. Click “Create”

Preferences

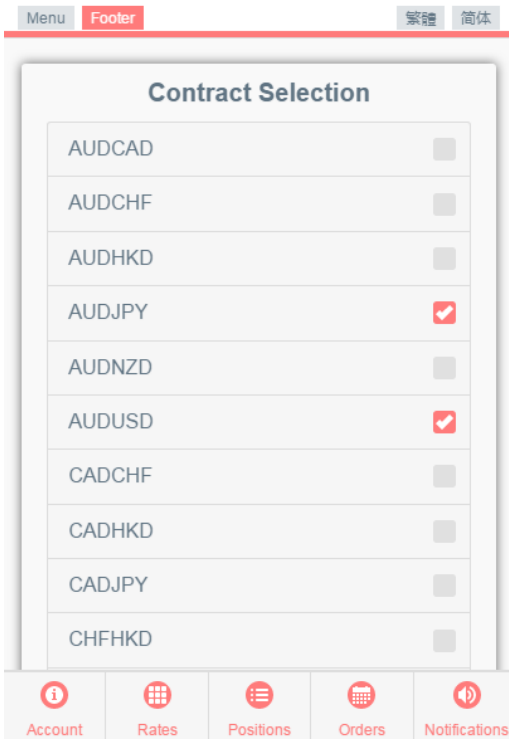
- Tab “Menu” button from the toolbar at the top.
- Tab “Preferences”

Allows you to set the following:

- Contract Selection
- Tolerance Setting
- Security Setting
- Notification Setting



Contract Selection



- Tab “Menu” button from the toolbar at the top.
- Tab “Preferences”
- Tab “Contract Selection”

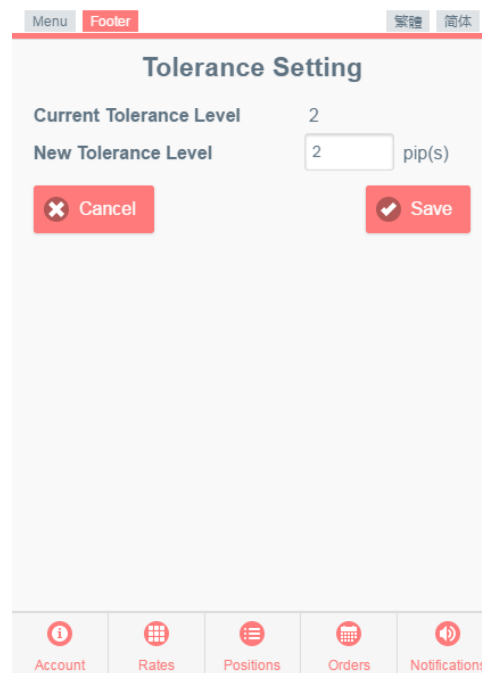
Check or uncheck the currency pair(s) to add/remove pair(s) on the Rate List with maximize 15 pairs

Click “Apply” to confirm

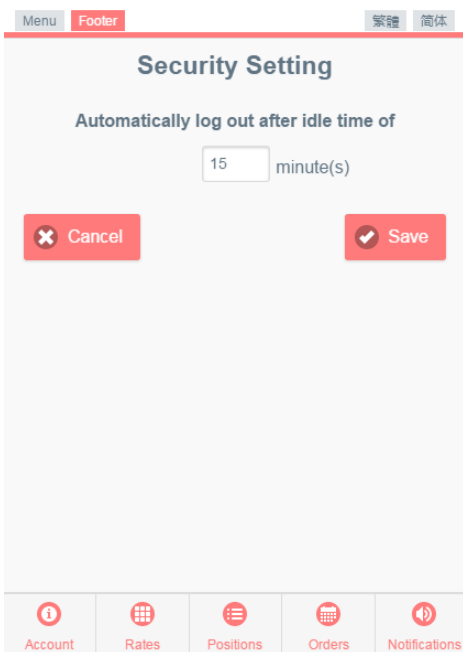
Tolerance Setting

- Tab “Menu” button from the toolbar at the top.
- Tab “Preferences”
- Tab “Tolerance Setting”

Default tolerance level = 0



Security Setting



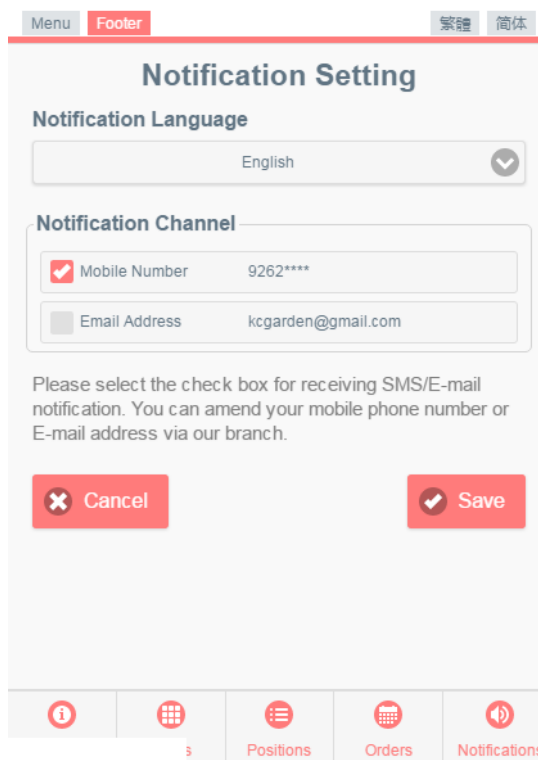
- Tab “Menu” button from the toolbar at the top.
- Tab “Preferences”
- Tab “Security Setting”

Set auto log out after idle time

Default = 15 minutes

Notification Setting

- Tab “Menu” button from the toolbar at the top.
- Tab “Preferences”
- Tab “Notification Setting”
- [Set language](#)
 - ~ English
 - ~ Traditional Chinese
 - ~ Simplified Chinese
- [Choose notification channel](#)
 - Mobile
 - Email



Menu Footer 繁體 简体

Notification Setting

Notification Language

English

Notification Channel

Mobile Number 9262****

Email Address kcgarden@gmail.com

Please select the check box for receiving SMS/E-mail notification. You can amend your mobile phone number or E-mail address via our branch.

Cancel Save

Positions Orders Notifications

For further enquiry, please phone support hotline at (852)3510-8176 or trading hotline at (852)2528-6155 for more details.

To borrow or not to borrow ? Borrow only if you can repay !

Risk warnings and disclaimers

The relevant risk warnings and disclaimers, please refer to the factsheets and Master terms and condition – Investment Products before you start any transactions.