

## ICBC Asset Management (Global) Investment Funds – ICBC Asset Management (Global) HKD Money Market Fund

### Important Information:

- ICBC Asset Management (Global) HKD Money Market Fund (the "Sub-Fund")'s investment portfolio may fall in value due to any of the key risk factors below and therefore your investment in the Sub-Fund may suffer losses. There is no guarantee of the repayment of principal.
- Bank deposits are subject to the credit risks of the relevant financial institutions. The Sub-Fund's deposit may not be protected by any deposit protection schemes, or the value of the protection under the deposit protection schemes may not cover the full amount deposited by the Sub-Fund. Therefore, if the relevant financial institution defaults, the Sub-Fund may suffer losses as a result.
- The Sub-Fund invests in short-term debt instruments with short maturity, which means the turnover rates of the Sub-Fund's investments may be relatively high and the transaction costs incurred as a result may also increase.
- Underlying investments of the Sub-Fund may be denominated in currencies other than the Base currency of the Sub-Fund. The Net Asset Value of the Sub-Fund may be affected unfavourably by fluctuations in the exchange rates between these currencies and the Base currency and by changes in exchange rate controls.
- The Sub-Fund is exposed to the credit/default risk of issuers of the debt securities that the Sub-Fund may invest in. The credit rating of a debt instrument or its issuer may subsequently be downgraded, and the value of the Sub-Fund may be adversely affected.
- This Sub-Fund is exposed to other risks including but not limited to valuation risk, sovereign debt risk, RMB currency and conversion risk, concentration risk, eurozone risk, emerging market risk, risks associated with investment in financial derivative instruments and hedging risk.
- Investors should ensure that the intermediary has advised you whether this Sub-Fund is suitable for you.
- Investors should not invest in this Sub-Fund based solely on the information provided herein, and should read the relevant offering documents (e.g., the Explanatory Memorandum and the Products Key Facts Statement) particularly the investment policies and risk factors for more details before investing.
- Investors should note that purchase of a unit in the Sub-Fund is not the same as placing funds on deposit with a bank or deposit-taking company and that the Sub-Fund is not subject to the supervision of the Hong Kong Monetary Authority.

## INVESTMENT OBJECTIVE

The Sub-Fund's objective is to achieve a return in HK dollars in line with prevailing money market rates.

## FUND INFORMATION

|                            |   |
|----------------------------|---|
| Fund Manager               | ICBC Asset Management (Global) Company Limited                          |
| Custodian                  | Industrial and Commercial Bank of China (Asia) Limited                  |
| Base Currency              | HKD   |
| Subscription Fee           | Up to 3%  |
| Redemption / Switching Fee | Nil   |
| Management Fee             | Class A: up to 0.3% p.a.*#<br>Class M: 0.2% p.a.<br>Class I: 0.05% p.a. |
| Dealing Day                | HK Business Day   |
| Fund Size                  | HKD 947.39 million  |
| Portfolio Manager          | Chang Xueshan   |
| Weighted Average Maturity  | 35.35 Days  |
| Daily Liquid Assets        | 24.69%  |
| Weekly Liquid Assets       | 31.07%  |

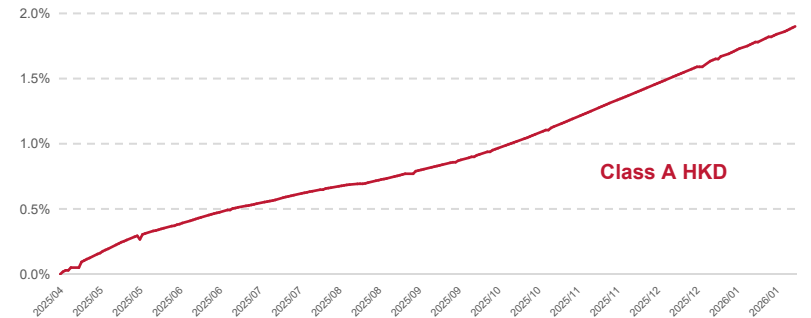
## SHARE CLASS INFORMATION<sup>^</sup>

| CLASS    | FUND PRICE PER UNIT | ISIN CODE    | BLOOMBERG CODE    | MIN. INITIAL INVESTMENT |
|----------|---------------------|--------------|-------------------|-------------------------|
| Class A* | 101.8951            | HK0001139135 | ICBCHMA HK Equity | HKD 1                   |
| Class I* | 101.9461            | HK0001139176 | ICBCHMI HK Equity | HKD 1,000               |
| Class M* | 101.8301            | HK0001139168 | ICBCHMM HK Equity | HKD 10,000              |

| CLASS    | LAUNCH DATE   | 1 MONTH | 3 MONTHS | 6 MONTHS | YTD   | SINCE LAUNCH |
|----------|---------------|---------|----------|----------|-------|--------------|
| Class A* | 28 April 2025 | 0.24%   | 0.76%    | 1.25%    | 0.24% | 1.90%        |
| Class I* | 28 April 2025 | 0.25%   | 0.78%    | 1.31%    | 0.25% | 1.95%        |
| Class M* | 28 April 2025 | 0.24%   | 0.74%    | 1.23%    | 0.24% | 1.83%        |

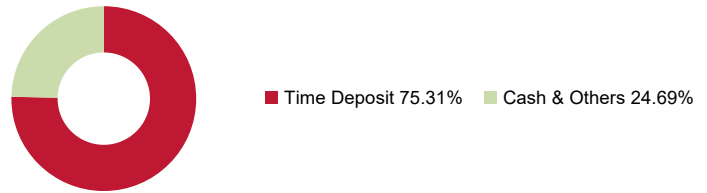
## PERFORMANCE SINCE LAUNCH<sup>^ 1</sup>



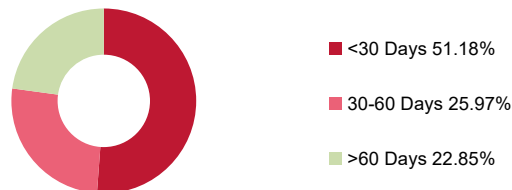
## TOP FIVE HOLDINGS<sup>1</sup>

| NAME                               | MATURITY   | WEIGHTING |
|------------------------------------|------------|-----------|
| Time Deposit AT 2.65 TO 2026/02/23 | 2026/02/23 | 13.73%    |
| Time Deposit AT 2.73 TO 2026/04/08 | 2026/04/08 | 10.58%    |
| Time Deposit AT 2.9 TO 2026/03/30  | 2026/03/30 | 7.41%     |
| Time Deposit AT 2.75 TO 2026/04/28 | 2026/04/28 | 7.39%     |
| Time Deposit AT 3.42 TO 2026/02/06 | 2026/02/06 | 6.38%     |

## PORTFOLIO ALLOCATION<sup>1</sup>



## MATURITY BREAKDOWN<sup>1</sup>



Note: <sup>^</sup>NAV-to-NAV return, total return with dividend (if any) reinvested.

\* Class A Units are available for investment by retail investors who invest through any channel offered by Industrial and Commercial Bank of China (Asia) Limited as a distributor only. Class M Units are available for subscription by funds and managed accounts managed by the Manager and/or other investors as determined by the Manager. Class I Units are available to institutional investors and/or selected corporate investors as determined by the Manager.

# The management fee of Class A is 0.15% since 1st July 2025.

<sup>1</sup> Source: ICBC Asset Management (Global) Company Limited.

Information herein is based on sources we believe to be accurate and reliable at the date it was made. We reserve the right to revise any information herein at any time without notice. This information is for reference only. No offer or solicitation to buy and sell securities and no investment advice or recommendation is made herein. In making investment decisions, investors should not rely solely on this material but should seek independent professional advice. Investment involves risks. Fund prices may move up or down and may become valueless. Past performance of any fund and securities is of no guide to future performance. Investors should refer to the offering documents (including the risk factors) before investing in any ICBC Asset Management (Global) Investment Funds. Securities and Futures Commission ("SFC") of Hong Kong authorized the issue of ICBC Asset Management (Global) Investment Funds. SFC authorization is not a recommendation or endorsement of a scheme nor does it guarantee the commercial merits of a scheme or its performance. It does not mean the scheme is suitable for all investors nor is it an endorsement of its suitability for any particular investor or class of investors. This information is issued by ICBC Asset Management (Global) Company Limited. This material has not been reviewed by SFC.

**重要提示:**

- 工銀資管 (全球) 港元貨幣市場基金 ("本子基金") 的投資組合價值可能因以下任何主要風險因素而下跌, 因此, 閣下於本子基金的投資可能蒙受損失。概不保證償付本金。
- 銀行存款須承受相關金融機構的信貸風險。本子基金的存款未必獲得任何存款保障計劃保障, 或存款保障計劃的保值得未必覆蓋本子基金存款的全部金額。因此, 若相關金融機構違約, 本子基金可能因而蒙受損失。
- 本子基金投資於期限較短的短期債務工具, 故本子基金投資的周轉率相對較高, 所產生的交易成本亦可能增加。
- 本子基金的基本投資可能以本子基金基準貨幣以外的貨幣計值。本子基金的資產淨值可能受到該等貨幣與基準貨幣之間匯率波動及外匯管制變動的不利影響。
- 本子基金面臨可能投資的債務證券的發行人信貸 / 違約風險。債務工具或其發行人的信貸評級其後可能被下調, 本子基金的價值可能受到不利影響。
- 本子基金面臨的其他主要風險包括但不限於估值風險、主權債務風險、人民幣貨幣和兌換風險、集中風險、歐元區風險、新興市場風險、和投資於金融衍生工具有關的風險和對沖風險。
- 投資者應確保中介人已解釋本子基金是否適合閣下。
- 投資者不應單憑此內容而投資於本子基金, 於作出投資前應參閱有關銷售文件 (比如, 基金說明書, 產品資料概要), 尤其是投資政策及風險因素, 以了解更多詳情。
- 投資者應注意, 購買本子基金的單位有別於向銀行或接受存款公司存款, 且本子基金不受香港金融管理局監管。

### 投資目標

基金主要透過投資港元貨幣市場工具獲得貨幣市場收益。

### 基金資料

|           |   |
|-----------|---|
| 基金經理      | 工銀資管 (全球) 有限公司                                  |
| 基金託管人     | 中國工商銀行 (亞洲) 有限公司                                |
| 基礎貨幣      | 港元  |
| 認購費       | 最高 3%   |
| 贖回費 / 轉換費 | 無   |
| 每年管理費     | A類: 最高每年 0.3% *#<br>M類: 每年 0.2%<br>I類: 每年 0.05% |
| 交易日       | 香港工作日   |
| 基金規模      | 947.39 百萬港元                                     |
| 投資組合經理    | 常雪杉   |
| 加權平均屆滿期   | 35.35 天   |
| 每日流動資產    | 24.69%  |
| 每週流動資產    | 31.07%  |

### 前五大持倉<sup>1</sup>

| 名稱                         | 到期日        | 權重     |
|----------------------------|------------|--------|
| 定期存款 AT 2.65 TO 2026/02/23 | 2026/02/23 | 13.73% |
| 定期存款 AT 2.73 TO 2026/04/08 | 2026/04/08 | 10.58% |
| 定期存款 AT 2.9 TO 2026/03/30  | 2026/03/30 | 7.41%  |
| 定期存款 AT 2.75 TO 2026/04/28 | 2026/04/28 | 7.39%  |
| 定期存款 AT 3.42 TO 2026/02/06 | 2026/02/06 | 6.38%  |

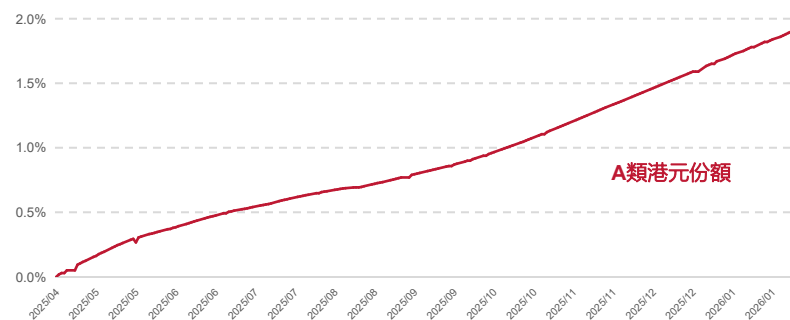
### 類別資訊

| 類別*     | 基金單位淨值   | ISIN代碼       | 彭博代碼              | 最低首次投資額   |
|---------|----------|--------------|-------------------|-----------|
| A類港元份額* | 101.8951 | HK0001139135 | ICBCHMA HK Equity | 1 港元      |
| I類港元份額* | 101.9461 | HK0001139176 | ICBCHMI HK Equity | 1,000 港元  |
| M類港元份額* | 101.8301 | HK0001139168 | ICBCHMM HK Equity | 10,000 港元 |

| 類別      | 成立日期       | 1個月   | 3個月   | 6個月   | 年初至今  | 成立至今  |
|---------|------------|-------|-------|-------|-------|-------|
| A類港元份額* | 2025年4月28日 | 0.24% | 0.76% | 1.25% | 0.24% | 1.90% |
| I類港元份額* | 2025年4月28日 | 0.25% | 0.78% | 1.31% | 0.25% | 1.95% |
| M類港元份額* | 2025年4月28日 | 0.24% | 0.74% | 1.23% | 0.24% | 1.83% |

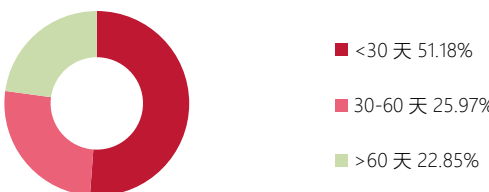
### 累積收益率<sup>A1</sup>



### 持倉分佈<sup>1</sup>



### 到期天數分佈<sup>1</sup>



<sup>1</sup> 資料來源: 工銀資管 (全球) 有限公司。

注: \* 表現以資產淨值對資產淨值, 股息 (如有) 再投資之總回報計算。  
 \* A 類基金單位僅供散戶投資者透過作為分銷商的中國工商銀行 (亞洲) 有限公司所提供的任何管道而進行投資。M 類基金單位可基金經理及/或基金經理確定的其他投資者管理的基金及管理賬戶進行認購。I 類基金單位可供售予由基金經理確定的機構投資者及/或經選定的法團投資者。  
 # 2025年7月1日開始, A類基金管理費為0.15%。

本文內所載的資料於刊載時均取材自本公司相信是準確及可靠的來源。本公司保留權利於任何時間更改任何資料, 而無須另行通知。本文內容資料謹供參考。本文並不就內文提及的任何證券建議、邀請或煽動買賣該等證券。閣下不應僅就此文件提供的資料而作出投資決定, 並請向財務顧問諮詢獨立意見。投資涉及風險, 基金價格可升可跌, 甚至會成為毫無價值。基金過往的業績並不代表將來表現。投資者應在投資工銀資管 (全球) 投資基金前參閱有關銷售文件 (包括所載之風險因素)。香港證券及期貨事務監察委員會 (「證監會」) 批准發行此基金。證監會認可子基金不等於對該子基金作出推介或認許, 亦不是對該子基金的商業利弊或表現作出保證, 更不代表該子基金適合所有投資者, 或認許該子基金適合任何個別投資者或任何類別的投資者。本文件之發行人為工銀資管 (全球) 有限公司。本單張之內容未經證監會審核。